

TUBE - SERIES TOWEL RAIL

Hydrotherm's Tube Series boldly focuses on the clean, contemporary design. Uniquely unassuming, the Single Tube has been cleverly designed to function both vertically and horizontally. It's brush 50mm dimensions provide the platform for increased heat transfer and optimum functionality. The Single Tube has the innate ability to complement every individual style.



Standard Height

900mm

Standard Widths

50mm ø tube

Wattage

40-70 watt per tube



Standard Height

900mm

Standard Widths

50mm ø tube

Wattage

40-70 watt per tube



Standard Height

900mm

Standard Widths

50mm ø tube

Wattage

40-70 watt per tube

STANDARD SPECIFICATIONS

Tube Diameter

50mm

Materials

Copper tube with brass fittings

Element

Low wattage, water element replaceable

Power Cable

Through wall bracket
Left or Right Side
Bottom Only

Safety Rating

IPX5 (allows for installation in zone 1 & 2 of bathrooms)

FINISHES & POWDER COAT OPTIONS



Polished Chrome



Matt Black



Powdercoat (Custom colors on request)



Brushed Nickel



Gold



Gun Metal



Brushed Rose Gold

TR - SERIES TOWEL RAIL

Hydrotherm are the leaders in design and manufacturing of heated towel rails. Our exquisite range of products are prepared and finished to suit your individual design specifications. Our proven combination of cutting edge designs and finest quality materials make Hydrotherm heated towel rails the ultimate bathroom accessory.

The TR series perfects simplistic design and practicality. The evenly spaced rails make the TR Series Ideal for drying towels. Its generous gaps allow bulky fabrics to be draped over with ease.



TR 1 MODEL

Standard Height


700mm + Hardwire

Available Widths

400, 500, 600, 700, 800mm

Wattage

70 - 150 Watt



TR 2 MODEL

Standard Height


1020mm + Hardwire

Available Widths

400, 500, 600, 700, 800mm

Wattage

100 - 200 Watt



TR 3 MODEL

Standard Height

1500mm + Hardwire

Available Widths

400, 500, 600, 700, 800mm

Wattage

150 - 250 Watt

STANDARD SPECIFICATIONS

Tube Diameter

Vertical 25mm /
Horizontal 19mm

Materials

Copper tube with
brass fittings

Element

Low wattage, water
element replaceable

Power Cable

Bottom of unit (only) left
or right hand side

Safety Rating

IPX5 (allows for installation
in zone 1 & 2 of bathrooms)

FINISHES & POWDER COAT OPTIONS



Polished Chrome



Matt Black



Brushed Nickel

Custom Colours available upon request



PROUDLY AUSTRALIAN
MADE AND OWNED

Widths measured from centre to centre of vertical tube. Allow an extra 40mm in total when measuring total width of unit mounted.

H - SERIES TOWEL RAIL

The H Series combines sleek design and superior functionality. Its additional clustered bars provide enhanced heat transfer, ideal for drying and warming towels. The H series models may also be used to deliver ambient bathroom heat (subject to sizing and finish).



H2 MODEL

Standard Height

700mm + Hardwire

Available Widths

400, 500, 600, 700, 800mm

Wattage

70 - 200 Watt



H3 MODEL

Standard Height


1100mm + Hardwire

Available Widths

400, 500, 600, 700, 800mm

Wattage

150 - 250 Watt



H4 MODEL

Standard Height

1500mm + Hardwire

Available Widths

400, 500, 600, 700, 800mm

Wattage

150 - 250 Watt

STANDARD SPECIFICATIONS

Tube Diameter

Vertical 25mm /
Horizontal 19mm

Materials

Copper tube with
brass fittings

Element

Low wattage, water
element replaceable

Power Cable

Bottom of unit (only) left
or right hand side

Safety Rating

IPX5 (allows for installation
in zone 1 & 2 of bathrooms)

FINISHES & POWDER COAT OPTIONS

 **Polished Chrome**
 **Matt Black**
 **Brushed Nickel**

Custom Colours available upon request



PROUDLY AUSTRALIAN
MADE AND OWNED

Widths measured from centre to centre of vertical tube. Allow an extra 40mm in total when measuring total width of unit mounted.

SWIVEL SERIES TOWEL RAIL

Hydrotherm's Swivel Series ensures maximum functionality without compromising vast expanses of wall space. The swivel action conveniently allows towels to be accessed quickly and easily. The swivel towel rail is the perfect combination of flair and functionality.



HSW-3 MODEL

Standard Height

750mm

Standard Width

400mm

Wattage

40 Watt



HSW-4 MODEL

Standard Height

960mm

Standard Width

400mm

Wattage

70 Watt



HSW-5 MODEL

Standard Height

1170mm

Standard Width

400mm

Wattage

100 Watt

STANDARD SPECIFICATIONS

Tube Diameter

Vertical 25mm /
Horizontal 19mm

Materials

Copper tube with
brass fittings

Element

Low wattage, water
element replaceable

Power Cable

Bottom of unit through
wall bracket only

Safety Rating

IPX5 (allows for installation
in zone 1 & 2 of bathrooms)

FINISHES & POWDER COAT OPTIONS

 **Polished Chrome**
 **Matt Black**
 **Brushed Nickel**

Custom Colours available upon request



**PROUDLY AUSTRALIAN
MADE AND OWNED**

Widths measured from centre to centre of vertical tube. Allow an extra 40mm in total when measuring total width of unit mounted.

FLOOR TO CEILING TOWEL RAIL

Hydrotherm's signature series, the Floor to Ceiling range is a bold symbol of class, supremacy and style. A centrepiece for designer bathrooms, these models signify superior luxury, whilst generating clean radiant warmth. The ultimate bathroom accessory...



FC MODEL

Maximum Height

3000mm

Available Widths

500mm, 600mm, 700mm 800mm

Wattage

250 - 300 Watt

KEY FEATURES

Replaceable Element

Heating element easily replaced

Classic Design

Centrepiece for designer bathrooms, signifying superior luxury, while generating clean radiant warmth

Copper Tube

Ensures ultimate thermal conductivity and radiant heat

Local Product

100% Australian owned and manufactured

STANDARD SPECIFICATIONS

Tube Diameter

Vertical 38mm /
Horizontal 25mm

Materials

Copper tube with
brass fittings

Element

Low wattage, water
element replaceable

Power Cable

Floor / Ceiling

Safety Rating

IPX5 (allows for installation
in zone 1 & 2 of bathrooms)

FINISHES & POWDER COAT OPTIONS



Polished Chrome



Matt Black



Brushed Nickel

Custom Colours available upon request



PROUDLY AUSTRALIAN
MADE AND OWNED

Widths measured from centre to centre of vertical tube. Allow an extra 75mm in total when measuring total width of unit mounted.

B - SERIES TOWEL RAIL

Characterised by classical features, the B-Series brings timeless elegance into your bathroom. A symbol of sophisticated style, the B Series adds designer luxury to traditional bathrooms.



B MODEL

Standard Height

1000mm + Hardwire

Available Widths

600mm (Standard)
500mm, 700mm, 800mm (Custom)

Wattage

100 - 150 Watt



B MODEL FREESTANDING

Standard Height

1000mm + Hardwire

Available Widths

600mm (Standard)
500mm, 700mm, 800mm (Custom)

Wattage

100 - 150 Watt

STANDARD SPECIFICATIONS

Tube Diameter

Vertical 25mm /
Horizontal 25mm

Materials

Copper tube with
brass fittings

Element

Low wattage, water
element replaceable

Power Cable

Bottom of unit (only) left
or right hand side

Safety Rating

IPX5 (allows for installation
in zone 1 & 2 of bathrooms)

FINISHES & POWDER COAT OPTIONS



Polished Chrome



Matt Black



Brushed Nickel

Custom Colours available upon request



PROUDLY AUSTRALIAN
MADE AND OWNED

Widths measured from centre to centre of vertical tube. Allow an extra 70mm in total when measuring total width of unit mounted.