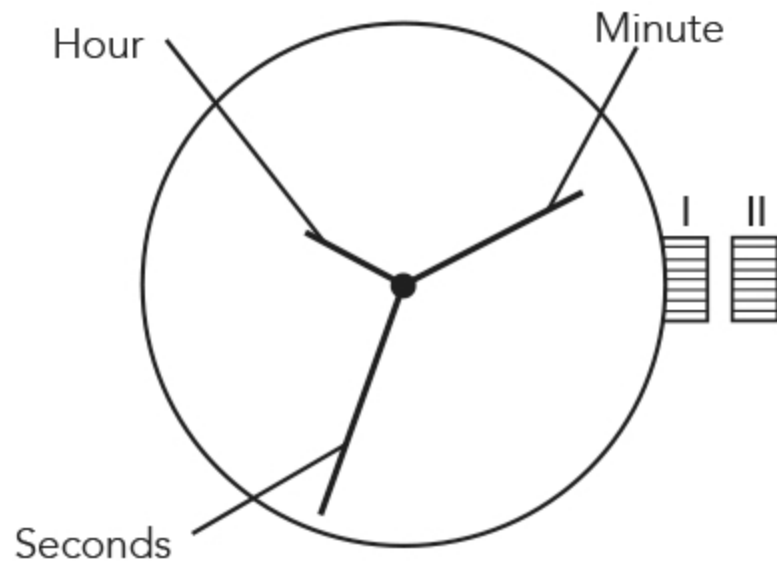




MULCO






Instructions Manual
English
Ronda 763
Analog



TIME SETTING

1. Pull crown out to position II.
2. Turn crown clockwise to rotate hour and minute hands to desired time.
3. Push crown back to position I.

Water Resistance

Indications		Use in water				
Watch Dial	Back of the watch case	 Light exposure (light spray, perspiration, light rain)	 Moderate exposure (swimming, washing dishes, etc)	 Skin diving, water sports (no oxygen cylinder)	 Scuba diving with oxygen cylinder	 Pulling out the crown when the watch is wet
3 atm	W/R 3 atm	OK	NO	NO	NO	NO
5 atm	W/R 5 atm	OK	OK	NO	NO	NO
10 atm	W/R 10 atm	OK	OK	OK	NO	NO