

MULCO

Instructions Manual

*English / Español*

# ISA

Swiss Movement / Movimiento suizo

*English / Español*

*ISA cal. 8172/220* ..... 4      16

*Water Resistance* ..... 18      19

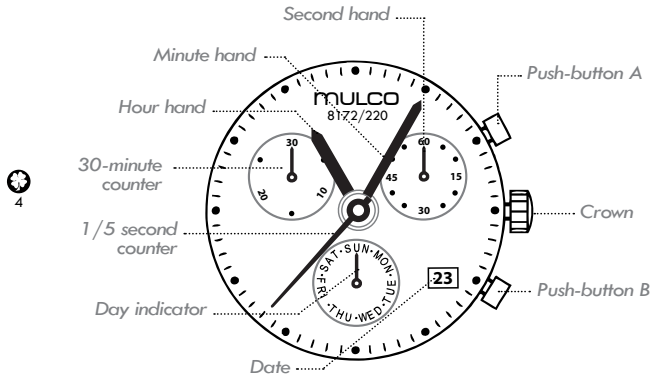


**ISA** cal. 8172/220  
Chronograph

*Contents / Contenido*

# Display and Control Buttons

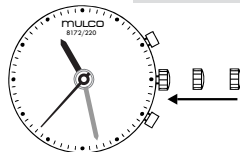
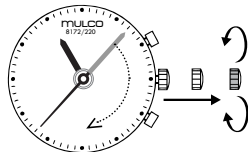
Chronograph



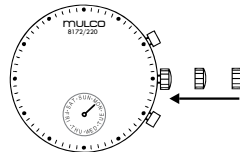
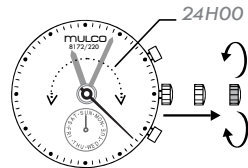
→ Battery: 395 - SR 57

# Setting the time

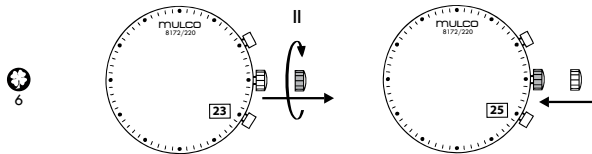
Chronograph



# To Correct the Day

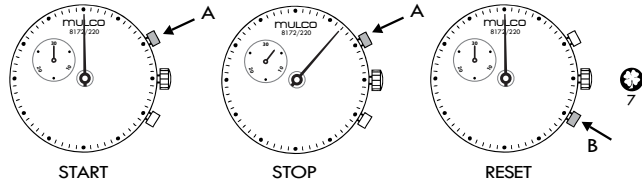


## Setting the Date



## Measuring Cumulative Times

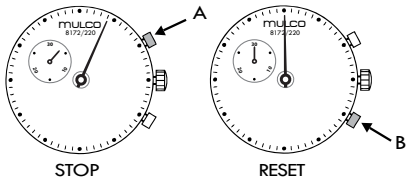
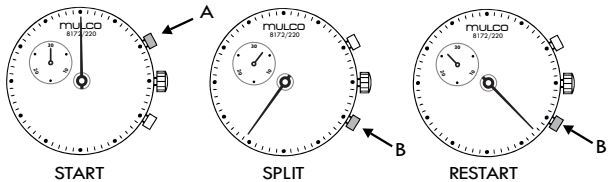
Chronograph



**Caution:** never correct date between 9 pm and 12:30 am

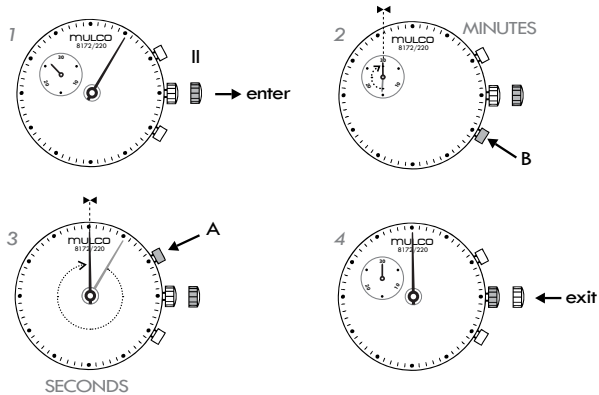
After 2 hours of continuous running, the chrono stops and resets automatically to save the battery

## Measuring Split Times



## After Battery Exchange or Mishandling only To reset the minute and second counters

Chronograph

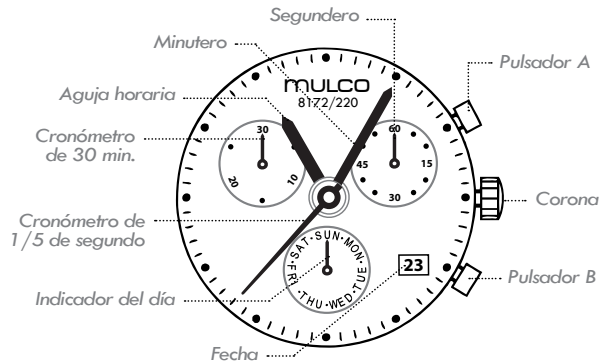




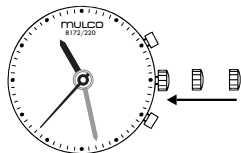
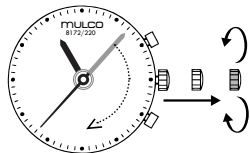
ISA cal. 8172/220  
Cronógrafo

## Indicadores y mandos

## Cronógrafo

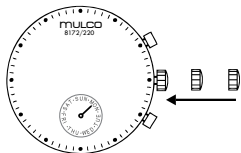
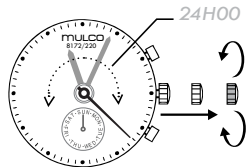


## Ajustar la hora

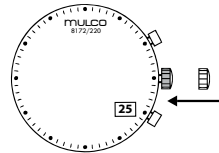
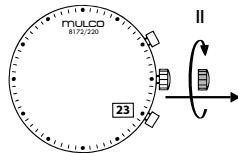


12

## Ajustar el día



## Ajuste de la fecha



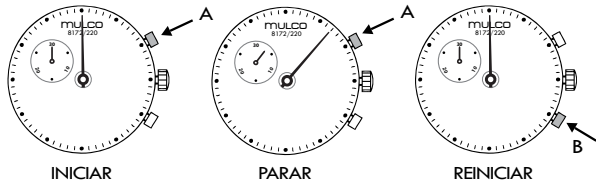
13

Cronógrafo

**Atención:** el cambio de fecha no se puede hacer entre las 21h y 0h30

## Cronometrización acumulada

14

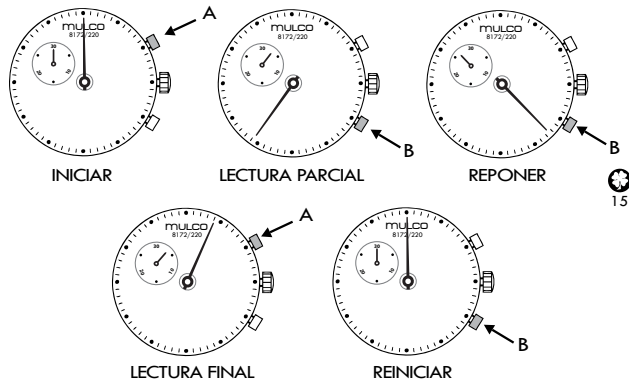


Después de 2h de funcionamiento continuo, el cronómetro se para y reinicia automáticamente para ahorrar batería

## Cronometrización de parciales

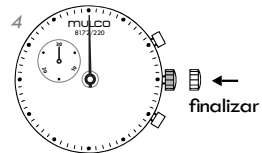
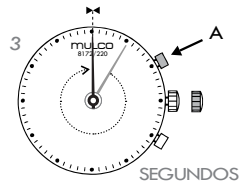
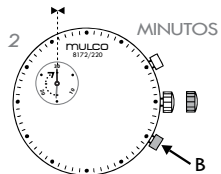
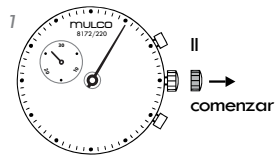
Cronógrafo

15





Solo después de cambiar la pila o una mala manipulación  
Para reiniciar el cronómetro de minutos y segundos



16








Water Resistance  
Resistencia al agua

## Water Resistance

## Resistencia al agua







18

	Indications	Use in water				
	Watch Dial Back of the watch case	 Light exposure (light spray, perspiration, light rain)	 Moderate exposure (swimming, washing dishes, etc)	 Skin diving, water sports (no oxygen cylinder)	 Scuba diving with oxygen cylinder	 Pulling out the crown when the watch is wet
3 atm	W/R 3 atm	OK	NO	NO	NO	NO
5 atm	W/R 5 atm	OK	OK	NO	NO	NO
10 atm	W/R 10 atm	OK	OK	OK	NO	NO



19

	Indicaciones	Uso en el agua				
	Dial Tapa Trasera	 Exposición menor (lavarse la cara, lluvia)	 Exposición moderada (lavar, tareas de cocina, natación)	 Buceo de superficie, deportes marinos	 Buceo con escafandra usando un tanque de aire	 Halar la corona para afuera cuando el reloj está mojado
3 atm	W/R 3 atm	OK	NO	NO	NO	NO
5 atm	W/R 5 atm	OK	OK	NO	NO	NO
10 atm	W/R 10 atm	OK	OK	OK	NO	NO



[www.mulco.com](http://www.mulco.com)