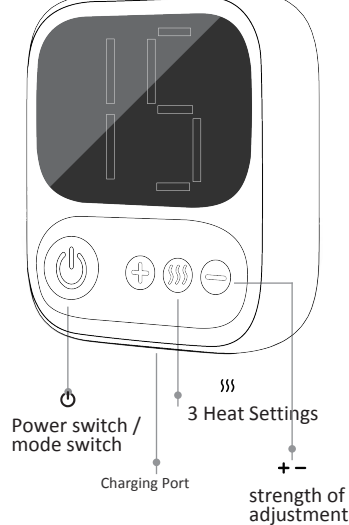


FOLDING PENDANT NECK MASSAGER



PRODUCT DESCRIPTION

Welcome the folding pendant neck massager. We use stainless steel electrical impulses that give you four massage modes to choose from with up to 15 levels of intensity. Enjoy the three levels of heat to add to your comfort. Safe and easy to use. Great to help with stimulation of your muscles to help give relief. A great drug free alternative. Also great on arms and legs. Rechargeable, built in lithium battery, includes USB cord to charge. The massager folds easily to carry or for travel.

PRODUCT PARAMETER

Product material: ABS, PC, silicone

Lithium battery: 400mAh

Standby current: <100µA

Input standard: 5V=

Maximum rating: 5W

Product name: Folding pendant neck massager

Host size : 44 *54 *18mm

Rope length:450mm

PLEASE READ INSTRUCTIONS BEFORE USE

This product is not a substitute for a medical device. DO let children or people with poor motor skills use.

BEFORE USE & GETTING STARTED

1. Before using this product, put gel on the two electrode Pads (it is best to use something like Aloe Vera gel in clear or green. Or any conductive gel) Please ensure the skin in clean and has no wounds.
2. Ensure that the electrode pads fully contact the massage area. Have the electrode pads fit the skin tightly when wearing. (Example on each side of neck or arms or calves)
3. DO not touch the electrode pad with your hands when it is turned on.

OPERATING the Massager

To Turn on simply Press and hold the Power switch / mode switch for 2 seconds, until you hear the beep and the blue light comes on.

Choose your mode by continuing to Press the power switch/mode switch.

M1= combination Mode

M2= massage mode

M3 = Tapping mode

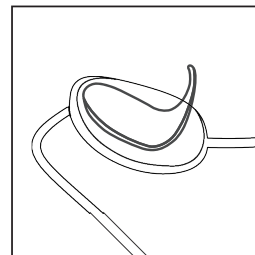
M4 = Gha Sha Mode

Every time you pick a mode the default level of intensity is 0

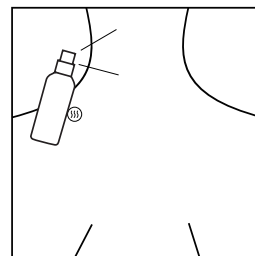
Simply press the + sign to choose your intensity level up to 15 being the strongest or simply press the – sign to lower your intensity level

It automatically turns off after 15 minutes.

To Turn off immediately, Hold and press the power/ switch/mode switch for 2 seconds until it beeps and the blue light goes off.



attach the gel massage pads



Or moisten the neck and electrode pads

shut down after 15 minutes. It is recommended to use it for no more than 30 minutes a day.

Low voltage alarm & charging function

Low voltage alarm: When the product is out of power, Corresponding gear value number will flashes at 1s / time, you can plug one end of the charging cable into the product charging port, and the other end into the mobile phone charger with Android head , When charging, the lights in the screen run like running lights, "0" is displayed when the battery is fully charged. The product cannot be used while charging.

Daily maintenance

When cleaning and maintaining this product, please turn off the host and use a wet paper towel to clean the electrode pads. When it is particularly dirty, wipe and disinfect with a little medical alcohol (75% alcohol concentration). Please use a neutral detergent and a soft cloth for daily maintenance. Do not use corrosive detergents. Do not soak or rinse in water.

During the cleaning process, water or other liquids should be prevented from entering the body to avoid short circuit and electric shock hazards during use.

Troubleshooting

If you encounter problems when using the product, please refer to the following tips and solutions.

If the product is still in a faulty state or cannot be used, please turn off the power.








Problem	Cause	Solution
One Electrode pad feels stronger than the other	This is normal. Different areas of your body will react differently	Nothing needs to be done. Make sure the pads have gel and are making good contact with the area.
During the massage the skin feels a painful bringing sensation or the stimulation becomes weaker	Electrode pads are not firmly to the skin. Or the another cause is electrode pads are dry	Apply more conducting gel to the pads and make sure the pads are pressed firmly to the skin
The intensity is not felt. Very weak intensity level	Is it the intensity? Is the electrode pad firm against the skin? Is there dirt or oil on the electrode pad? Battery is low	Press the + up button. Adjust the electrodes to be firm to skin. Clean with a damp cloth and reapply gel. Recharge the battery
Unit does not turn on	Battery is low	Recharge the battery

Users are not allowed to disassemble or repair the product by themselves. The product damage caused by disassembly or repair by themselves will invalidate the product warranty, and the company will not bear any consequences caused by this situation.

TROUBLESHOOTING


There is a tingling pain	Is the electrode piece close to the neck skin? Adjust the position to make it close to the skin. Is the massage time too long? It is recommended to press 15 minutes once, twice a day. Is the massage too strong. Whether the skin is allergic to the electrode piece or not. Patients with severe allergy should go to the hospital for desensitization treatment first. Cold weather and dry skin? Use wet towel to wet skin. Is there any wound on the surface of the skin? Do not place the electrode on the wound for massage.
The stimulation is very weak	Is the massage electrode piece close to the neck skin? It is necessary to adjust the position to make it close to the skin and adjust the appropriate force. Is there dirt or oil on the electrode? Clean the electricity Electrode surface. Is the massage strength too big? Can adjust the small strength. Massage gear strength is too small, adjust to increase massage strength.












WARNING: 

-  Do not use this product if there are cardiac pacemakers, artificial heart lungs, electrocardiogram equipment and other medical electronic equipment in the body.
-  Do not use this product when the patient uses high frequency surgical equipment and this product on the body at the same time.
-  Do not place the electrode pads on the blood vessels in front of the neck or near the heart of the chest.
-  Do not use this product in flammable and explosive places such as gas stations, gas stations, high dust workshops.
-  Do not to use this product in a bath or bath.
-  Do not use this product in humid, high temperature and high electromagnetic environment.
-  Do not use or clean this product while charging.

IMPORTANT SAFETY NOTICES

Do not use this product when there is injury, redness, inflammation, congestion or other unsuitable diseases in the neck. This product has a heating function. For users who are prone to heat allergies or insensitive to heat sources, please use the heating function with caution. If you feel unwell during or after use, please stop using this product. This product is a personal care product and cannot replace professional treatment or health care. Please do not use it for diagnosis or other commercial purposes. Do not use it with other medical equipment or more than 2 sets of this product at the same time. Do not use the product after accidentally falling into water or liquid. Do not use the same site for more than 30 minutes, otherwise it may cause discomfort. Do not use the heating function for more than 30 minutes, otherwise it may cause low-temperature skin burns.

WARNING:  This product contains lithium batteries, please do not disassemble, modify, immerse the product in water or throw fire into it by yourself. In the event of an abnormal situation that cannot work, please cut off the power immediately and remove it, check the basic troubleshooting or consult customer service. When the product is working, do not touch the electrode pads with metal accessories such as belts and necklaces

-  Do not charge, use and place in high temperature places such as near the stove or under the scorching sun.
-  This product is not waterproof, please do not wash and pay attention to waterproof. This product can only be decomposed when the product is discarded. If you need to repair it, please consult customer service in time.
-  Do not leave the product in front of unattended children.
-  Do not allow children or persons with limited ability to use this product without adult care. This product is not suitable for any sick or incapacitated person.
-  If you have one of the following conditions, please consult a doctor before use:
-  Those who are pregnant, sick or in poor health. Patients who are undergoing treatment and feel abnormalities.
-  Patients with high fever and infectious diseases.
-  Patients with hypertension, heart disease, cerebral thrombosis, arteriosclerosis or malignant tumors.
-  People with skin sensation disorder or abnormal skin sensitivity.
-  Those in the postoperative recovery stage.
-  Those who are uncertain about their health.

Low Battery & Charging

When the product is out of power, the level number will flash at 1s/minute. Simply plug in the charging cable into the charging port of the massager and plug in the USB, into a USB phone charger, wall charger or computer. When charging the unit, the light in the screen run will be moving up the screen. When “0” is displayed when the battery is fully charged. This unit cannot be used while charging.

Daily Maintenance

To clean the massager, ensure it is turned off.

To clean the electrode pads, used a damp paper towel or a soft cloth to wipe the pads.

To disinfect, use a cotton pad damped in rubbing alcohol.

DO not use CORROSIVE cleaning solutions. DO NOT soak or rinse in water.

When cleaning the electrode pads, water or other liquids should be prevented from entering the unit to avoid short circuit and electric shock hazards during use.

1 Year LTD WARRANTY

Please read the following warranty information prior to first use. A limited 1 year warranty (from original date of purchase) against defects in materials and workmanship. The warranty is not valid if the product has been misused or damaged in any way that is beyond the control of Redfern Enterprises. This product is for household use only.

The warranty applies only to the product; Redfern Enterprises is not responsible in any way for losses, damages or inconvenience caused by product failure. Warranty valid for original purchaser only. First 30 days from date of purchase for any item returned to Redfern Enterprises must be packed and shipped by a Redfern Enterprises approved carrier to maintain the validity of this warranty within the first 30 days from original date of purchase. Contact Redfern Enterprises for a return authorization number.

All warranty services past 30 days from original date of purchase the consumer will be responsible for all shipping charges to and from Redfern Enterprises for all warranty repairs. the cost of parts and labour are covered under 1 year warranty. Upon inspection by Redfern Enterprises; if the unit is proved defective it will be repaired or replaced at the discretion of Redfern Enterprises. Consumer must provide original proof of purchase to validate warranty. A return shipping fee of \$19.99 will be applied.

To initiate warranty services; consumer will contact Redfern Enterprises.

CANADA
101-127 Commercial Drive, Calgary, AB T3Z 2A7
TOLL FREE AT 1.877.387.7770 OR EMAIL info@redferment.com
www.redferment.com

UNITED STATES
USA 4168 N North Pecos Road, Ste 102
Las Vegas, Nevada, 89115 TOLL FREE 1.877.462.5757 or email
info@redferment.com www.redferment.com