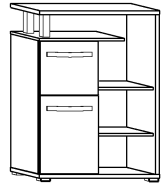




# ANG-11

## ANGEL- REGAŁ WYSOKI 2D

-80+114\39



x 6  a	x 14  b	x 12  c	x 2  d	x 4  e	x 4  f		
x 8  h	x 8 (3,5x16)  l	x 8 (4x20)  m	x 4 (4x25)  n	x 2  o	x 40  p	x 1  r	
x 4  g	x 2 186 mm  i	x 2 160 mm  j	x 2  k			 40 min 	

1 - FAZY MONTAŻU


A - OZNACZENIE ELEMENTÓW

a - OZNACZENIE AKCESORIÓW

**1**

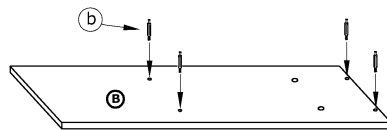
x 2 b

x 2 186 mm i



**2**

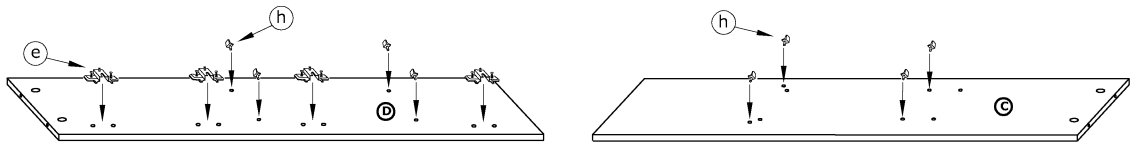
x 4 b



**3**

x 4 e

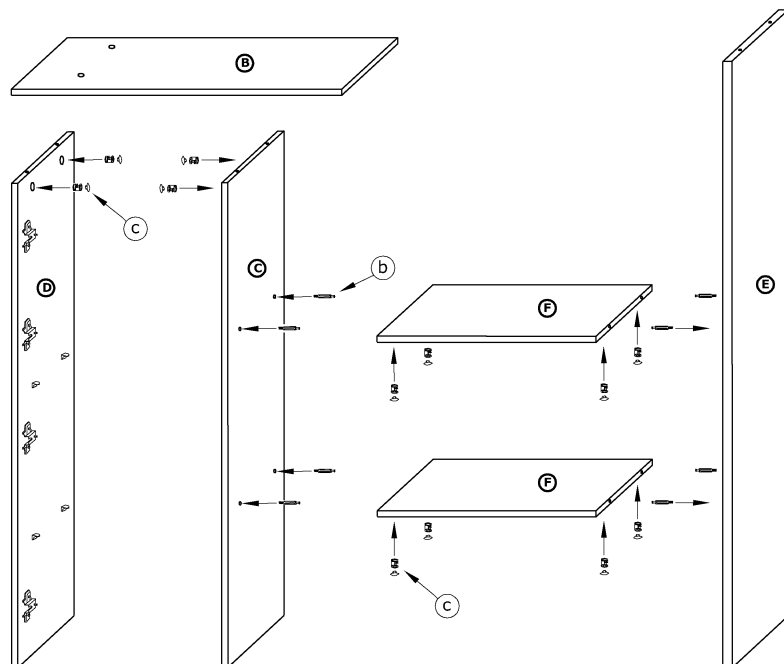
x 8 h








**4**

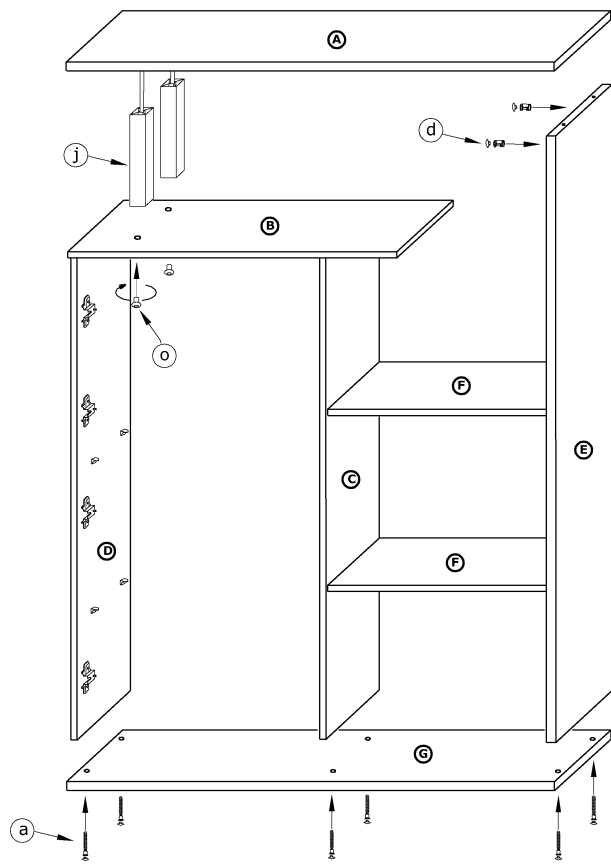
x 8 b

x 12 c










5

- x 6  

- x 2  

- x 2 160mm  

- x 2  

- x 2  




6

- x 4  

- x 4  

- x 2  

- x 8 (3,5x16)  

- x 8 (4x20)  

- x 4 (4x25)  

- x 40  

- 