

currentbody.com

CURRENTBODY|skin Neck & Dec Perfector is manufactured for
CurrentBody.com Ltd, Q17, Crossley Road, Stockport, Greater Manchester, SK4 5BB, United Kingdom.
Certification Company, Veluwezoom 42 1327 AH, ALMERE The Netherlands

CURRENTBODY|skin[™]

LED Neck & Dec Perfector



USER GUIDE AND MANUAL

Includes important safety information.

Read all instructions prior to use.

PLEASE KEEP THESE INSTRUCTIONS SAFE

CONTENTS

CURRENTBODY Skin™ Neck & Dec Perceptor	02
What is in the box	03
Important safety information	04
Warnings	05
Cautions	06
Contraindications	06
Device overview	07
How to use	08
Warranty	12
Specification	13
Symbols explained	13
Safety and emc	15
Français	18
Italiano	24
Deutsch	30
Manufacturer information	36

Welcome to CurrentBody Skin™ Neck & Dec Perfector

Established in 2009, CurrentBody is the world's only online retailer dedicated to home-use beauty devices. As the first company to recognise devices as one of the fastest growing trends in the world of beauty, we have unrivalled expertise in selecting at-home devices that are science-backed and clinically proven, offering our customers the ultimate choice of devices that treat a wide range of concerns, including anti -ageing, cleansing and hair removal.

Underpinning our range of innovative beauty technology is expert education to help our customers choose the right device for them and excellent customer service.

Our highly trained beauty device experts are on hand to offer impartial advice and answer your questions in person, as well as how-to videos and top tips available throughout our website and social media channels.

What is in the box

System Includes:

CurrentBody Skin™
Neck & Dec
Perfector



Detachable short
and long neck
straps



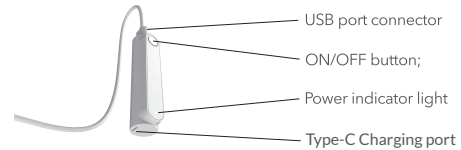
USB
charging cord



Storage bag



Important Features:



IMPORTANT SAFETY INFORMATION

- Do not operate the device where it could come in contact with water.
- Do not use or charge the device with a power adapter that is damaged or faulty. Do not harshly bend or abuse the USB charging cord.
- Do not attempt to take the device apart. The device is not serviceable by the user. This will void the warranty.
- Stop using the device immediately if you think it is defective.

Customer Care

Please email sales@currentbody.com if you have any questions or you need any advice.



WARNINGS

- This device is designed for use on adults over 18 years of age and not recommended for use on infants or children.
- Please consult your doctor prior to use if you are, or suspect you are pregnant.
- Please consult your doctor prior to use if you have, or suspect you have cancer.
- Do not use the device if it is wet. If the device has fallen into water, you must unplug it first before you touch it.
- Do not use if your skin is red or swollen from a previous treatment.
- Do not use the device to treat skin that is painful to touch, raised (higher than surrounding skin), crusting, or bleeding.
- This may be a sign of a more serious condition and should be checked by your doctor.
- No modification of this equipment is allowed.
- This device contains a Lithium Ion Battery. Before disposal of this device, please review your local laws and requirements surrounding Lithium Ion Battery disposal. The preferred method of disposal is through recycling.

CAUTIONS

- Discontinue use if the device overheats or becomes uncomfortably hot.
- Always unplug the device from the outlet after charging is complete.
- Do not store the device in direct sunlight or in a location with temperatures over 100 Fahrenheit as this may cause damage to the plastic coating.
- Use only the supplied Universal USB charging cord. Use of an incorrect power cord could damage the device.
- Do not attempt to open or repair the device or power supply.
- Do not drop the device on hard surfaces, as this could damage it. Using a damaged device could result in skin injury.
- If you have any concerns about the skin you are treating, you should cease use and check with your doctor.
- Contact your doctor if you have any medical questions regarding use of this device.

CONTRAINDICATIONS

Ask your doctor prior to using if you:

1. Are taking prescription or over-the-counter drugs known to cause light sensitivity. You can find more information and a list of drugs that can cause light sensitivity at:

<https://www.currentbody.com/pages/led-contraindications>

2. Have any suspicious or cancerous lesions.
3. Have any photosensitive disorders or any genetic conditions of the eye.

Test yourself for light sensitivity prior to using

1. Power on your device.
2. Place the device on your arm and conduct a full 10-minute treatment.
3. After the treatment is complete, visually check the area. If the area has turned red and lasts for more than 2 hours, your skin has a sensitivity to light. Return the device to CurrentBody within 14 days for a full refund.

DEVICE OVERVIEW

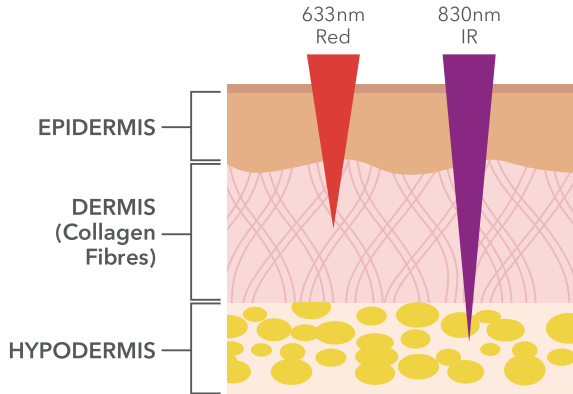
CURRENTBODY Skin™ Neck & Dec Perfector is a Light Emitting Diode (LED) device that harnesses energy to help reduce the signs of ageing around the neck and decollete area. The device incorporates natural light energy in the, Red (633nm), and Infrared (830nm) spectrums that can help to reduce fine lines and wrinkles.

How it works

Youthful skin is rich in collagen, which gives the skin lift and support. Collagen works deep within the skin like columns of tissue that support the skin's surface. Over time, skin produces less collagen, and with exposure to sunlight, healthy collagen becomes damaged. This can result in wrinkles, especially around the mouth and eyes (crow's feet and elevens).The lights from this device penetrate deep within the layers of your skin to stimulate collagen production.

CURRENTBODY Skin™ Neck & Dec Perfector is programmed to automatically switch off after the recommended 10 minutes treatment so it is very easy to use. With daily treatments you can achieve professional results in the comfort of your own home.

Light Wavelength Diagram



HOW TO USE

Set up:

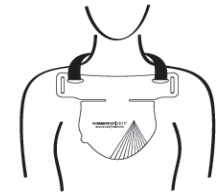
1. Unpack your CURRENTBODY Skin™ Neck & Dec Perfector.
2. Insert the USB power cord into the controller and then into a suitable USB charger (not supplied).
3. Insert the USB charger into a mains outlet and switch on.
4. The power indicator lights will flash to indicate charging. The device will take 4 hours to charge. When the battery is fully charged the green light will stop flashing and turn solid green.
5. Place the device in the protective storage bag when not in use.
6. Ensure you unplug the device from the USB charger before using. For your safety, this device will not work when it is charging.
7. When the device needs recharging, the power indicator light will be orange. To recharge the device, please follow the instructions above.

Instructions for Use:

1. You must conduct a sensitivity test before use.
2. Wash and fully dry your neck and décolletage prior to use. You can apply a serum or the recommended hydrogel mask to enhance the LED treatment.
3. The device comes with 2 straps that allow you to wear the device either around the neck and décolletage, or only on décolletage.
4. To wear on the neck and décolletage, thread the short strap through the inlet holes on either side of the device. To treat the décolletage only, thread the longer strap through the holes on the top of the device.
5. Loop the straps around your neck to secure snugly.



short straps



Long straps

6. Switch on the device. CURRENTBODY Skin™ LED Neck & Dec Perfector features an automatic shutoff function after completion of a 10-minute treatment.
7. Remove the device and wipe the device clean (see cleaning instructions).
8. Place the device into the protective storage bag.

Helpful Tips For best results:

- Use daily.
- Use the device on clean, dry skin only.
- Do not use the device after the application of creams that contain SPF as this could block light penetration.
- Wipe device clean after each use (see cleaning instructions).
- Immediately following treatment, apply a serum or moisturiser of your choice.

Maintenance:

1. This device has no serviceable parts. The battery is not accessible and not serviceable. Users should not attempt to access or service the battery as this will damage the device and void the warranty.
2. Device includes only an ON/OFF button. All settings are set to the factory setting.
3. Charge the device only with the supplied USB power charging cord and a universal USB power adapter (not included).
4. The power indicator light will be orange when battery levels are low. This indicates the device should be recharged.
5. Compatible Power Supply: 120V/240V

Cleaning:

1. Turn device off and unplug from any power source.
2. Wipe the tops of the LEDs with alcohol wipes or damp cloth to remove any residue from skin oils after each use.
3. Clean the device body by using damp or microfibre cloth.
4. Allow the device to dry completely prior to use.

Troubleshooting:

System is not turning on:

- a. Is the device fully charged? (power indicator light is on and solid)
- b. Is the power indicator light illuminated?
- c. Is the device disconnected from the mains? The device will not work while charging.

System is not charging:

- a. Is USB power cord firmly inserted into the device?(does power indicator light turn on?)
- b. Try a different wall outlet to determine if there is power to the outlet.

System shuts off abruptly, prior to completion of 10-minute treatment:

- a. System is designed to shut off automatically after 10 minutes.
- b. System may shut off after multiple repeated uses if the device exceeds desired temperature. Allow the device to cool for several minutes and try again.

Some lights appear turned off:

The infrared (IR) light spectrum is not visible to the human eye. These lights will look as if they are not on, but they are operating properly. If the red, visible lights are on, then the device is operating as designed.

The device does not switch off after a 10 minutes treatment:

The device is faulty. Please return to CurrentBody.

The LEDs flicker during use:

The device is faulty. Please return to CurrentBody.

WARRANTY

Under normal use this product is guaranteed for 2 years after its original purchase date against manufacturing defects in materials or workmanship. This warranty extends only to the original purchaser. If the product should become faulty within the warranty period, contact CurrentBody.




- CurrentBody reserves the right to repair a defective product.
- CurrentBody reserves the right to replace a defective product with the most compatible product currently available.
- This warranty does not cover damage caused by the following:
 - Accident, misuse, abuse or alteration
 - Servicing by unauthorised persons
 - Connection to incorrect power sources
 - Use with unauthorised accessories

CurrentBody shall not be responsible for any incidental, special or consequential damages resulting from the use of this product. All implied warranties, including but not limited to implied warranties of fitness and merchantability are limited in duration to tow years from date of original purchase. This warranty gives you specific legal rights, and you may also have other rights that vary from country to country. Some countries do not allow the exclusion or limitation of incidental or consequential damages, or limitations on how long an implied warranty lasts, so some of the above limitations and exclusions may not apply to you. This warranty is given in lieu of all other warranties, written or oral, whether expressed by affirmation, promise, description, drawing, model or sample. Any and all warranties other than this one, whether expressed or implied, including implied warranties of merchantability and fitness for a particular purpose are hereby disclaimed. If the product is defective within the warranty period please contact CurrentBody.

SPECIFICATION

Specification	
Produce name	LED Neck & Dec Perfector
Model	ZLD-50A
Power source	Adapter: Input:100-240Vac/50-60Hz Output: 5.0V=1.0A
Weight	350g±10g
Dimensions	320*225.7*5mm (W x L x H)
Wavelengths	Red633nm+Infrared830nm
Energy Source	LEDs
Power Density	30mw/cm2
Treatment time	10 minutes, 4 times per week
Location for Use	Neck & Decollete
Environment of Use	OTC
Safety and EMC	IEC 60601-1, IEC 60601-1-2, IEC 60601-1-6, IEC 60601-1-11, IEC 60601-2-57
Biocompatibility	ISO 10993-1, ISO 10993-5, ISO 10993-10
Operating Environment	Temperature: -10~35 C Humidity: 30-80%RH
Storage Environment	Temperature: -20~60 C Humidity: 30-90%RH

THE SYMBOLS AND DESCRIPTION

No.	Symbols	Description
1		Manufacturer.
2		"WEEE (Waste Electrical and Electronic Equipment)"This means that the product including its battery must not be disposed of in household waste.
3		Consult instructions for use.

THE SYMBOLS AND DESCRIPTION

No.	Symbols	Description
4		The date of manufacture.
5	IP22	Protection against ingress of solids, it means the volume of the solids should be less than 12mm. Protection against ingress of water, it means the device could be protected against vertical falling water drop 15°.
6		Type BF Applied Part.
7	CE	This symbol means: Conforms to certain EC Directives on health, safety, and environmental protection standards. CE stands for 'Conformité Européenne'.
8	UKCA	This symbol implies conformity to UK Directives on health, safety and environmental protection standards. UKCA stands for UK Conformity Assessed.
9	LOT	Batch code.
10	SN	Symbol for "SERIAL NUMBER". This symbol shall be accompanied by the manufacturer's serial number.
11		Temperature limit.
12		Humidity limit.
13		This symbol means keep dry.
14		This symbol means keep the device away from direct sunlight.

SAFETY AND EMC

1) It complies with Medical Electrical Safety Standards (IEC 60601-1, IEC 60601-1-11, IEC 60601-2-57).


2) This device also complies with Medical EMC Standard (IEC 60601-1-2).

Guidance and manufacturer's declaration – electromagnetic emissions		
LED Neck & Dec Perfector is intended for use in the electromagnetic environment specified below. The customer or the user of LED Neck & Dec Perfector should ensure that it is used in such an environment.		
Emissions	Compliance	Electromagnetic environment-- guidance
RF emissions CISPR 11	Group 1	LED Neck & Dec Perfector uses LED energy only for its internal function. Therefore, its RF emissions are very low and are not likely to cause any interference in nearby electronic equipment.
RF emissions CISPR 11	Class B	LED Neck & Dec Perfector is suitable for use in all establishments, including domestic establishments and those directly connected to the public low-voltage power supply network that supplies buildings used for domestic purposes.
Harmonic emissions IEC 61000-3-2	Not applicable	
Voltage fluctuations/ flicker emissions IEC 61000-3-3	$P_{st} \leq 1.0$; $P_{Tl} \leq 0.65$; $d(t) \text{ sec} \leq 0.5$; $d_{max} \leq 4\% \text{ dc} \leq 3.3\%$	

Guidance and manufacturer's declaration – electromagnetic immunity			
LED Neck & Dec Perfector is intended for use in the electromagnetic environment specified below. The customer or the user of LED Neck & Dec Perfector should ensure that it is used in such an environment.			
Immunity test	IEC 60601 test level	Compliance level	Electromagnetic environment --guidance
Electrostatic discharge (ESD) IEC 61000-4-2	$\pm 8 \text{ kV}$ contact $\pm 2 \text{ kV}$, $\pm 4 \text{ kV}$, $\pm 8 \text{ kV}$, $\pm 15 \text{ kV}$ air	$\pm 8 \text{ kV}$ contact $\pm 2 \text{ kV}$, $\pm 4 \text{ kV}$, $\pm 8 \text{ kV}$, $\pm 15 \text{ kV}$ air	Floors should be wood, concrete or ceramic tile. If floors are covered with synthetic material, the relative humidity should be at least 30 %.
Electrical fast transient/burst IEC 61000-4-4	$\pm 2 \text{ kV}$ 100 kHz repetition frequency	$\pm 2 \text{ kV}$ 100 kHz repetition frequency	Mains power quality should be that of a HOME HEALTHCARE ENVIRONMENT
Surge IEC 61000-4-5	$\pm 0.5 \text{ kV}$, $\pm 1 \text{ kV}$ Line-to-line	$\pm 0.5 \text{ kV}$, $\pm 1 \text{ kV}$ Line-to-line	Mains power quality should be that of a HOME HEALTHCARE ENVIRONMENT

<p>Voltage dips, short interruptions and voltage variations on power supply input lines IEC 61000-4-11</p>	<p>0 % UT; 0,5 cycle (At 0°, 45°, 90°, 135°, 180°, 225°, 270° and 315°)</p> <p>0 % UT; 1 cycle and 70 % UT; 25/30 cycles (Single phase: at 0°)</p> <p>0 % UT; 250/300 cycle</p>	<p>0 % UT; 0,5 cycle (At 0°, 45°, 90°, 135°, 180°, 225°, 270° and 315°)</p> <p>0 % UT; 1 cycle and 70 % UT; 25/30 cycles (Single phase: at 0°)</p> <p>0 % UT; 250/300 cycle</p>	<p>Mains power quality should be a HOME HEALTHCARE ENVIRONMENT. If the user of LED Neck & Dec Perfector requires continued operation during power mains interruptions, it is recommended that LED Neck & Dec Perfector be powered from an uninterruptible power supply or a battery.</p>
<p>Power frequency (50/60 Hz) magnetic field IEC 61000-4-8</p>	<p>30 A/m</p>	<p>30 A/m</p>	<p>Power frequency magnetic fields should be at levels characteristic of a HOME HEALTHCARE ENVIRONMENT</p>
<p>NOTE UT is the a.c. mains voltage prior to application of the test level</p>			

Guidance and manufacturer's declaration – electromagnetic immunity			
<p>LED Neck & Dec Perfector is intended for use in the electromagnetic environment specified below. The customer or the user of LED Neck & Dec Perfector should assure that it is used in such an environment.</p>			
Immunity test	IEC 60601 test level	Compliance level	Electromagnetic environment –guidance
<p>Conducted RF IEC 61000-4-6</p>	<p>3 Vrms 0,15 MHz and 80 MHz</p> <p>6 Vrms in ISM and amateur radio bands between 0,15 MHz and 80 MHz</p>	<p>3 Vrms 0,15 MHz and 80 MHz</p> <p>6 Vrms in ISM and amateur radio bands between 0,15 MHz and 80 MHz</p>	<p>Portable and mobile RF communications equipment should be used no closer to any part of LED Neck & Dec Perfector including cables, than the recommended separation distance calculated from the equation applicable to the frequency of the transmitter. Recommended separation distance</p> <p>$d = 1,2 \cdot \sqrt{P}$ 80 MHz to 800 MHz $d = 1,2 \cdot \sqrt{P}$ 800 MHz to 2.7 GHz</p> <p>Where P is the maximum output power rating of the transmitter in watts (W) according to the transmitter manufacturer and d is the recommended separation Distance in meters (m).</p>

<p>Radiated RF IEC 61000-4-3</p>	<p>10 V/m 80 MHz to 2.7GHz 80 % AM at 1 kHz</p>	<p>10 V/m 80 MHz to 2.7GHz 80 % AM at 1 kHz</p>	<p>Field strengths from fixed RF transmitters, as determined by an electromagnetic site survey, should be less than the compliance level in each frequency range. b Interference may occur in the vicinity of Equipment marked with the following symbol:</p> 
<p>NOTE 1 At 80 MHz and 800 MHz, the higher frequency range applies. NOTE 2 These guidelines may not apply in all situations. Electromagnetic propagation is affected by absorption and reflection from structures, objects and people.</p>			
<p>a. Field strengths from fixed transmitters, such as base stations for radio (cellular/cordless) telephones and land mobile radios, amateur radio, AM and FM radio broadcast and TV broadcast cannot be predicted theoretically with accuracy. To assess the electromagnetic environment due to fixed RF transmitters, an electromagnetic site survey should be considered. If the measured field strength in the location in which LED Neck & Dec Perfector is used exceeds the applicable RF compliance level above, LED Neck & Dec Perfector should be observed to verify normal operation. If abnormal performance is observed, additional measures may be necessary, such as re-orienting or relocating LED Neck & Dec Perfector.</p> <p>b. Over the frequency range 150 kHz to 80 MHz, field strengths should be less than 10 V/m.</p>			

Recommended separation distances between portable and mobile RF communications equipment and LED Neck & Dec Perfector			
<p>LED Neck & Dec Perfector is intended for use in an electromagnetic environment in which radiated RF disturbances are controlled. The customer or the user of LED Neck & Dec Perfector can help prevent electromagnetic interference by maintaining a minimum distance between portable and mobile RF communications equipment (transmitters) and LED Neck & Dec Perfector as recommended below, according to the maximum output power of the communications equipment.</p>			
Rated maximum output power of transmitter (W)	Separation distance according to frequency of transmitter (m)		
	150 kHz to 80 MHz $d = 1,2 \cdot \sqrt{P}$	80 MHz to 800 MHz $d = 1,2 \cdot \sqrt{P}$	800 MHz to 2.7 GHz $d = 2,3 \cdot \sqrt{P}$
0.01	0.12	0.12	0.23
0.1	0.38	0.38	0.73
1	1.2	1.2	2.3
10	3.8	3.8	7.3
100	12	12	23
<p>For transmitters rated at a maximum output power not listed above, the recommended separation distance d in meters (m) can be estimated using the equation applicable to the frequency of the transmitter, where P is the maximum output power rating of the transmitter in watts (W) according to the transmitter manufacturer.</p> <p>NOTE1 At 80 MHz and 800 MHz, the separation distance for the higher frequency range applies. NOTE2 These guidelines may not apply in all situations. Electromagnetic propagation is affected by absorption and reflection from structures, objects and people.</p>			

CONTENU

1. CURRENTBODY SKIN™ LED Neck & Dec Perfector
2. Câble de chargement USB
3. Sangles
4. Télécommande
5. Housse de rangement

INFORMATIONS DE SÉCURITÉ IMPORTANTES

N'utilisez pas l'appareil près d'une source où il pourrait entrer en contact avec de l'eau.

N'utilisez pas et ne rechargez pas l'appareil avec un adaptateur secteur endommagé ou défectueux. Ne pliez pas et n'abîmez pas le cordon de chargement USB.

N'essayez pas de démonter l'appareil. L'appareil ne peut être réparé par l'utilisateur. Cette action annulerait la garantie.

Arrêtez immédiatement d'utiliser l'appareil si vous pensez qu'il est défectueux.

AVERTISSEMENT

Cet appareil est conçu pour être utilisé sur des adultes de plus de 18 ans et n'est pas recommandé pour une utilisation sur des nourrissons ou des enfants.

Avant d'utiliser l'appareil, veuillez consulter votre médecin si vous êtes ou pensez être enceinte.

Veuillez consulter votre médecin avant d'utiliser cet appareil si vous avez ou pensez avoir un cancer.

N'utilisez pas l'appareil s'il est mouillé. Si l'appareil est tombé dans l'eau, vous devez d'abord le débrancher avant de le toucher.

Ne regardez pas directement dans le faisceau de lumière car cette action pourrait causer un inconfort temporaire.

Assurez-vous de placer l'appareil correctement sur le visage afin que vous puissiez voir à travers les fentes pour les yeux et de sorte que l'appareil ne couvre pas les yeux.

Ne pas utiliser si votre peau est rouge ou enflée suite à un traitement précédent.

N'utilisez pas l'appareil pour traiter une peau douloureuse au toucher, surélevée (plus épaisse que la peau environnante), présentant des croûtes ou des blessures ouvertes. Ceci pourrait être le signe d'un état plus grave et votre peau doit être examinée par votre médecin.

Aucune modification de cet équipement n'est autorisée.

Cet appareil contient une batterie au lithium-ion. Avant de jeter cet appareil à la poubelle, veuillez consulter les législations locales en matière d'élimination des batteries au lithium-ion. La méthode d'élimination préférée est le recyclage.

MISES EN GARDE

Veillez cesser d'utiliser l'appareil s'il surchauffe ou s'il devient trop chaud pour vous.

Débranchez toujours l'appareil de la prise murale une fois la charge terminée.

Ne stockez pas l'appareil à la lumière directe du soleil ou dans un endroit présentant des températures supérieures à 100 degrés Fahrenheit car ceci pourrait endommager le revêtement en plastique.

Utilisez uniquement le cordon d'alimentation USB universel fourni. L'utilisation d'un autre cordon d'alimentation pourrait endommager l'appareil.

N'essayez pas d'ouvrir ou de réparer l'appareil ou l'alimentation.

Ne laissez pas tomber l'appareil sur des surfaces dures, car ceci pourrait l'endommager. L'utilisation d'un appareil endommagé peut entraîner des blessures sur la peau et sur les yeux.

Si vous avez des inquiétudes concernant la peau que vous traitez, vous devez cesser toute utilisation et consulter votre médecin.

Veillez contacter votre médecin si vous avez des questions d'ordre médical concernant l'utilisation de cet appareil.

CONTRE-INDICATIONS

Veillez consulter votre médecin avant l'utilisation si :

1. Vous prenez des médicaments sur ordonnance ou en vente libre qui provoquent une sensibilité à la lumière. Vous pouvez trouver des informations et une liste de médicaments pouvant provoquer une sensibilité à la lumière sur : <https://www.currentbody.com/pages/led-contre-indications>
2. Vous avez des lésions suspectes ou cancéreuses.
3. Vous avez des troubles photosensibles ou une maladie génétiques des yeux.

Effectuez un test de sensibilité à la lumière avant utilisation :

1. Allumez votre appareil.
2. Placez l'appareil sur votre bras et effectuez un traitement complet de 10 minutes.
3. Une fois le traitement terminé, vérifiez la zone traitée. Si la zone est devenue rouge et que cette rougeur dure plus de 2 heures, ceci indique que votre peau est sensible à la lumière. Renvoyez l'appareil à CurrentBody sous 14 jours pour un remboursement complet.

MODE D'EMPLOI

MISE EN MARCHÉ :

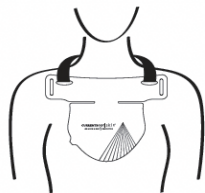
1. Déballez votre CURRENTBODY Skin™ LED Neck & Dec Perfector.
2. Insérez le cordon d'alimentation USB dans la télécommande, puis dans un chargeur USB approprié.
3. Branchez le chargeur USB dans une prise secteur et allumez-le.
4. Le voyant vert clignotera lorsque l'appareil sera en charge. L'appareil prendra 4h pour se recharger entièrement. Lorsque la batterie sera rechargée, le voyant vert arrêtera de clignoter et deviendra vert fixe.
5. Rangez l'appareil dans sa housse de protection lorsqu'il n'est pas utilisé.
6. Assurez-vous de débrancher l'appareil du chargeur USB avant de l'utiliser. Pour votre sécurité, cet appareil ne fonctionnera pas lorsqu'il sera en charge.
7. Lorsque la charge sera faible, le voyant lumineux deviendra orange. Pour recharger l'appareil, veuillez suivre les instructions ci-dessus.

Mode d'emploi:

1. Vous devez effectuer un test de sensibilité avant utilisation.
2. Nettoyez et séchez complètement votre cou et votre décolleté avant utilisation. Vous pouvez appliquer un sérum ou le masque hydrogel pour sublimer le traitement LED.
3. L'appareil est livré avec 2 sangles qui vous permettront d'utiliser l'appareil soit autour du cou et du décolleté, soit uniquement sur le décolleté.
4. Pour l'utiliser sur le cou et le décolleté, faites passer la courte sangle à travers les encarts situés de chaque côté de l'appareil. Pour traiter uniquement le décolleté, faites passer la sangle la plus longue dans les encarts situés sur le dessus de l'appareil.
5. Enroulez les sangles autour de votre cou afin de bien attacher l'appareil.



Avec sangles courtes



Avec sangles longues

6. Allumez l'appareil. CURRENTBODY Skin™ LED Neck & Dec Perfector dispose d'une fonction d'arrêt automatique après la fin d'un traitement de 10 minutes.
7. Retirez l'appareil et essuyez-le (veuillez vous référer aux instructions de nettoyage).
8. Rangez l'appareil dans sa housse de protection.

Conseils pour obtenir de meilleurs résultats :

Utilisez quotidiennement.

Utilisez l'appareil uniquement sur une peau propre et sèche.

N'utilisez pas l'appareil après l'application de crèmes contenant du SPF car ceci pourrait bloquer la pénétration de la lumière.

Essuyez l'appareil après chaque utilisation (voir instructions de nettoyage).

Immédiatement après le traitement, appliquez un sérum ou la crème hydratante de votre choix.

WAS IN DER BOX IST

1. CURRENTBODY SKIN™ LED Neck & Dec Perfector
2. USB-Ladekabel
3. Riemen
4. Controller
5. Aufbewahrungstasche

WICHTIGE

SICHERHEITSINFORMATIONEN

Betreiben Sie das Gerät nicht an Orten, an denen es mit Wasser in Berührung kommen könnte.

Verwenden oder laden Sie das Gerät nicht mit einem beschädigten oder defekten Netzteil. Biegen Sie das USB-Ladekabel nicht unsanft oder missbräuchlich.

Versuchen Sie nicht, das Gerät zu zerlegen. Das Gerät kann nicht vom Benutzer gewartet werden. Dadurch wird die Garantie ungültig.

Stellen Sie die Verwendung des Geräts sofort ein, wenn Sie glauben, dass es defekt ist.

WARNUNGEN

Dieses Gerät ist für die Verwendung bei Erwachsenen über 18 Jahren vorgesehen und wird nicht für die Verwendung bei Säuglingen oder Kindern empfohlen.

Bitte konsultieren Sie vor der Anwendung Ihren Arzt, wenn Sie schwanger sind oder vermuten, schwanger zu sein.

Bitte konsultieren Sie vor der Einnahme Ihren Arzt, wenn Sie an Krebs erkrankt sind oder den Verdacht haben, dass Sie an Krebs erkrankt sind.

Verwenden Sie das Gerät nicht, wenn es nass ist. Wenn das Gerät ins Wasser gefallen ist, müssen Sie es zuerst ausstecken, bevor Sie es berühren.

Schauen Sie nicht direkt in das Licht, da dies zu vorübergehendem Unbehagen führen kann. Stellen Sie sicher, dass Sie das Gerät so auf dem Gesicht platzieren, dass Sie durch die Augenöffnungen sehen können und dass das Gerät die Augen nicht verdeckt.

Verwenden Sie es nicht, wenn Ihre Haut von einer früheren Behandlung gerötet oder geschwollen ist.

Verwenden Sie das Gerät nicht zur Behandlung von Haut, die sich schmerzhaft anfühlt, erhaben ist (höher als die umgebende Haut), verkrustet oder blutet. Dies kann ein Anzeichen für einen ersten Zustand sein und sollte von Ihrem Arzt untersucht werden.

Änderungen an diesem Gerät sind nicht zulässig.

Dieses Gerät enthält eine Lithium-Ionen-Batterie. Bevor Sie dieses Gerät entsorgen, informieren Sie sich bitte über die örtlichen Gesetze und Vorschriften zur Entsorgung von Lithium-Ionen-Batterien. Die bevorzugte Methode der Entsorgung ist das Recycling.

VORSICHTEN

Stellen Sie die Verwendung ein, wenn das Gerät überhitzt oder unangenehm heiß wird.

Ziehen Sie immer den Stecker aus der Steckdose, wenn der Ladevorgang abgeschlossen ist.

Lagern Sie das Gerät nicht in direktem Sonnenlicht oder an einem Ort mit Temperaturen über 100 Grad Celsius, da dies zu Schäden an der Kunststoffbeschichtung führen kann.

Verwenden Sie nur das mitgelieferte Universal-USB-Netzkabel. Die Verwendung eines falschen Netzkabels kann das Gerät beschädigen.

Versuchen Sie nicht, das Gerät oder das Netzgerät zu öffnen oder zu reparieren.

Lassen Sie das Gerät nicht auf harte Oberflächen fallen, da es dadurch beschädigt werden könnte. Die Verwendung eines beschädigten Geräts kann zu Haut- oder Augenverletzungen führen.

Wenn Sie Bedenken bezüglich der zu behandelnden Haut haben, sollten Sie die Anwendung abbrechen und Ihren Arzt aufsuchen.

Wenden Sie sich an Ihren Arzt, wenn Sie medizinische Fragen zur Verwendung dieses Geräts haben.

KONTRAINDIKATIONEN

Fragen Sie vor der Anwendung Ihren Arzt, wenn Sie:

1. Sie verschreibungspflichtige oder rezeptfreie Arzneimittel einnehmen, die bekanntermaßen Lichtempfindlichkeit verursachen. Weitere Informationen und eine Liste von Medikamenten, die Lichtempfindlichkeit verursachen können, finden Sie unter: <https://www.currentbody.com/pages/led-contraindications>
2. Sie haben verdächtige oder krebsartige Läsionen.
3. Sie leiden an lichtempfindlichen Störungen oder genetischen Erkrankungen des Auges.

Testen Sie sich vor der Anwendung auf Lichtempfindlichkeit:

1. Schalten Sie Ihr Gerät ein.
2. Legen Sie das Gerät auf Ihren Arm und führen Sie eine vollständige 10-minütige Behandlung durch.
3. Nach Abschluss der Behandlung sollten Sie die Stelle visuell überprüfen. Wenn der Bereich rot geworden ist und länger als 2 Stunden anhält, ist Ihre Haut lichtempfindlich. Senden Sie das Gerät innerhalb von 14 Tagen an CurrentBody zurück und Sie erhalten eine volle Rückerstattung.

ANWENDUNGSWEISE

Einrichten:

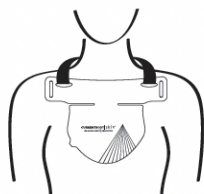
1. Packen Sie Ihren CURRENTBODY Skin™ LED Neck & Dec Perfector aus.
2. Stecken Sie das USB-Netzkabel in das Steuergerät und dann in ein geeignetes USB-Ladegerät.
3. Stecken Sie das USB-Ladegerät in eine Netzsteckdose und schalten Sie es ein.
4. Das grüne Licht blinkt, um den Ladevorgang anzuzeigen. Der Ladevorgang des Geräts dauert 4 Stunden. Wenn der Akku vollständig geladen ist, hört das grüne Licht auf zu blinken und leuchtet dauerhaft grün.
5. Legen Sie das Gerät bei Nichtgebrauch in die Schutztasche.
6. Stellen Sie sicher, dass Sie das Gerät vor der Verwendung vom USB-Ladegerät abtrennen. Zu Ihrer Sicherheit funktioniert das Gerät nicht, während es geladen wird.
7. Wenn der Ladezustand niedrig ist, leuchtet die Anzeigeleuchte orange. Um das Gerät aufzuladen, befolgen Sie die oben genannten Anweisungen.

Gebrauchsanweisung:

1. Sie müssen vor der Verwendung einen Empfindlichkeitstest durchführen.
2. Waschen und trocknen Sie Hals und Dekolleté vor der Anwendung vollständig ab. Sie können ein Serum oder die empfohlene Hydrogel-Maske auftragen, um die LED-Behandlung zu verbessern.
3. Das Gerät wird mit 2 Bändern geliefert, mit denen Sie das Gerät entweder um den Hals und das Dekolleté oder nur am Dekolleté tragen können.
4. Um das Gerät an Hals und Dekolleté zu tragen, fädeln Sie den kurzen Riemen durch die Einlasslöcher auf beiden Seiten des Geräts. Um nur das Dekolleté zu behandeln, fädeln Sie den längeren Riemen durch die Löcher auf der Oberseite des Geräts.
5. Legen Sie die Riemen um den Hals, um sie zu befestigen.



Verwendung
kurzer Riemen



Verwendung
langer Riemen

6. Schalten Sie das Gerät ein. Der CURRENTBODY Skin™ LED Neck & Dec Perfector verfügt über eine automatische Abschaltfunktion nach Abschluss einer 10-minütigen Behandlung.
7. Nehmen Sie das Gerät heraus und wischen Sie es sauber (siehe Reinigungsanleitung).
8. Legen Sie das Gerät in die Schutztasche.

Hilfreiche Tipps Für beste Ergebnisse:

Täglich verwenden.

Verwenden Sie das Gerät nur auf sauberer, trockener Haut.

Verwenden Sie das Gerät nicht nach dem Auftragen von Cremes, die einen Lichtschutzfaktor enthalten, da dies das Eindringen von Licht blockieren könnte.

Wischen Sie das Gerät nach jedem Gebrauch ab (siehe Reinigungsanleitung).

Unmittelbar nach der Behandlung tragen Sie ein Serum oder eine Feuchtigkeitscreme Ihrer Wahl auf.

COSA C'È NELLA SCATOLA

1. CURRENTBODY SKIN™ LED Neck & Dec Perfector
2. Cavo di trascinamento USB
3. Cinghie
4. Controllore
5. Borsa per la conservazione

INFORMAZIONI IMPORTANTI SULLA SICUREZZA

Non utilizzare il dispositivo dove potrebbe entrare in contatto con l'acqua.

Non utilizzare o caricare il dispositivo con un adattatore di corrente danneggiato e difettoso. Non piegare bruscamente o maltrattare il cavo di ricarica USB.

Non tentare di smontare il dispositivo. Il dispositivo non può essere riparato dall'utente. Questo annullerà la garanzia.

Smettete immediatamente di usare il dispositivo se pensate che sia difettoso.

AVVERTENZE

Questo dispositivo è progettato per l'uso su adulti di età superiore ai 18 anni e non è raccomandato per l'uso su neonati o bambini.

Si prega di consultare il proprio medico prima dell'uso se si è, o si sospetta di essere, incinta.

Si prega di consultare il proprio medico prima dell'uso se si ha, o si sospetta di avere, il cancro.

Non utilizzare il dispositivo se è bagnato. Se il dispositivo è caduto in acqua, è necessario scollegarlo prima di toccarlo.

Non guardare direttamente nelle luci perché questo potrebbe causare un disagio temporaneo. Assicurati di posizionare il dispositivo sul viso in modo da poter vedere attraverso i fori per gli occhi e che il dispositivo non copra gli occhi.

Non usare se la tua pelle è rossa o gonfia a causa di un trattamento precedente.

Non utilizzare il dispositivo per trattare la pelle che è dolorosa al tatto, sollevata (più alta della pelle circostante), con croste o sanguinante. Questo può essere un segno di una condizione più seria e dovrebbe essere controllato dal medico.

Non è consentita alcuna modifica di questa attrezzatura.

Questo dispositivo contiene una batteria al litio. Prima di smaltire questo dispositivo, si prega di controllare le leggi locali e i requisiti che circondano lo smaltimento della batteria al litio. Il metodo di smaltimento preferito è il riciclaggio.

ATTENZIONE

Interrompere l'uso se il dispositivo si surriscalda o diventa scomodamente caldo.

Scollegare sempre il dispositivo dalla presa di corrente al termine della carica.

Non conservare il dispositivo alla luce diretta del sole o in un luogo con temperature superiori a 100 Fahrenheit, poiché ciò potrebbe causare danni al rivestimento in plastica.

Utilizzare solo il cavo di alimentazione USB universale in dotazione. L'uso di un cavo di alimentazione non corretto potrebbe danneggiare il dispositivo.

Non tentare di aprire o riparare il dispositivo o l'alimentatore.

Non far cadere il dispositivo su superfici dure, in quanto ciò potrebbe danneggiarlo. L'uso di un dispositivo danneggiato potrebbe provocare lesioni alla pelle o agli occhi.

Se avete qualche preoccupazione per la pelle che state trattando, dovrete cessare l'uso e controllare con il vostro medico.

Contatti il suo medico se ha qualsiasi domanda medica relativa all'uso di questo dispositivo.

CONTROINDICAZIONI

Chiedete al vostro medico prima di usare se voi:

1. Sta assumendo farmaci da prescrizione o da banco noti per causare sensibilità alla luce. Puoi trovare maggiori informazioni e una lista di farmaci che possono causare sensibilità alla luce su: <https://www.currentbody.com/pages/led-contraindications>
2. Hanno lesioni sospette o cancerose.
3. Avere disturbi fotosensibili o condizioni genetiche dell'occhio.

Testate la vostra sensibilità alla luce prima dell'uso:

1. Accendere il dispositivo.
2. Posizionare il dispositivo sul braccio e condurre un trattamento completo di 10 minuti.
3. Al termine del trattamento, controlla visivamente l'area. Se l'area è diventata rossa e dura più di 2 ore, la tua pelle è sensibile alla luce. Restituire il dispositivo a CurrentBody entro 14 giorni per un rimborso completo.

COME USARE

Preparare:

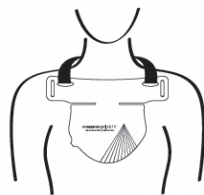
1. Togli la confezione del tuo CURRENTBODY Skin™ LED Neck & Dec Perfector.
2. Inserire il cavo di alimentazione USB nel controller e poi in un caricatore USB adatto.
3. Inserire il caricatore USB in una presa di corrente e accendere.
4. La luce verde lampeggerà per indicare la ricarica. Il dispositivo impiegherà 4 ore per caricarsi. Quando la batteria è completamente carica, la luce verde smette di lampeggiare e diventa verde fisso.
5. Riporre il dispositivo nella borsa protettiva quando non viene utilizzato.
6. Assicurati di scollegare il dispositivo dal caricatore USB prima dell'uso. Per la vostra sicurezza, questo dispositivo non funzionerà quando è in carica.
7. Quando la carica è bassa, la spia diventa arancione. Per ricaricare il dispositivo, segui le istruzioni di cui sopra.

Istruzioni per l'uso:

1. È necessario effettuare un test di sensibilità prima dell'uso.
2. Lavare e asciugare completamente il collo e il décolleté prima dell'uso. È possibile applicare un siero o la maschera in idrogel raccomandata per migliorare il trattamento LED.
3. Il dispositivo viene fornito con 2 cinghie che permettono di indossare il dispositivo sia intorno al collo e al décolleté, o solo sul décolleté.
4. Per indossare il collo e il décolleté, infilare il cinturino corto nei fori di ingresso su entrambi i lati del dispositivo. Per trattare solo il décolleté, infilare il cinturino più lungo attraverso i fori sulla parte superiore del dispositivo.
5. Avvolgi le cinghie intorno al collo per fissarle bene.



Usare cinghie corte



Usare cinghie lunghe

6. Accendere il dispositivo. CURRENTBODY Skin™ LED Neck & Dec Perfector ha una funzione di spegnimento automatico dopo il completamento di un trattamento di 10 minuti.
7. Rimuovere il dispositivo e pulire il dispositivo (vedere le istruzioni per la pulizia).
8. Posizionare il dispositivo nel sacchetto di protezione.

Consigli utili Per i migliori risultati:

Usare quotidianamente.

Utilizzare il dispositivo solo su pelle pulita e asciutta.

Non utilizzare il dispositivo dopo l'applicazione di creme che contengono SPF, perché questo potrebbe bloccare la penetrazione della luce.

Pulire il dispositivo dopo ogni uso (vedere le istruzioni per la pulizia).

Subito dopo il trattamento, applicare un siero o una crema idratante di vostra scelta.

MANUFACTURER INFORMATION



CurrentBody.com Ltd

D6 Stanley Green Business Park Commercial Avenue,
Cheadle Hulme SK8 6QH

Made in China

ZLD-50A 说明书

成品尺寸:98*152 MM

材质:封面封底200G铜版纸过哑膜,内页100G铜版纸

印刷:四色印刷

装订:骑马钉

红色虚线为折线不印刷