



USER GUIDE AND WARRANTY





LCDi4 IN-EAR HEADPHONES

Thank you for purchasing the Audeze LCDi4. Handcrafted in our Southern California facility, the LCDi4 is an end-game in-ear headphone that fulfills our commitment to superior sound quality and performance.

To get the most out of your purchase, please take the time to carefully read through this user guide and warranty.

Safety Guide

Volume level is subjective and everyone perceives it differently. Listening to music for long periods of time at excessive levels can cause irreparable damage to your ears. Reduce the volume levels of the amplifier and/or audio device before listening to your headphones. Gradually increase the volume until you reach the desired level. Enjoy your headphones with safe listening habits in mind.

Always maintain a distance of at least 8-inches (20cm) between the headphones and a cardiac pacemaker, implanted defibrillator, or other medical devices as the LCDi4 uses permanent magnets.

Keep the product, accessories and packaging out of reach of children. This product is not intended for children under the age of 12.

Product Registration

Register your product at www.audeze.com/support to receive information, updates and news.

Specifications

Style	In-ear, universal fit
Transducer type	Planar magnetic, semi-open
Magnetic structure	Fluxor™ magnetic array
Magnet type	Neodymium N50
Diaphragm type.....	Nano-scale Uniforce™
Transducer size.....	30mm
Sensitivity.....	105dB/1mW
Maximum power handling	3W
Maximum SPL.....	>120dB
Frequency response	5Hz - 50kHz
THD.....	<0.2%, full spectrum @ 100dB
Impedance.....	35 Ohms +/-10%
Cable.....	1.2m OCC silver-plated premium braided cable
Cable connectors	3.5mm stereo plug input, 2-pin plug outputs
Weight.....	12g (per side)

Sound Technology

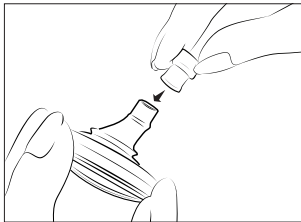
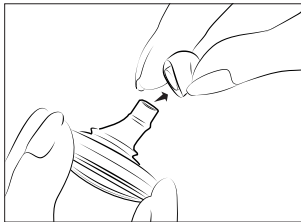
The LCDi4 is the world's most powerful and luxurious in-ear planar magnetic headphone. Incorporating the same patented Fluxor Magnets, Fazor, and Uniforce technologies as our top of the line LCD4 headphones, your new LCDi4 is capable of realistic sound reproduction unmatched by any other in-ear headphone on the market. Flexible, portable and lightweight, a confident statement of exclusive elegance inside and out.

Amplification

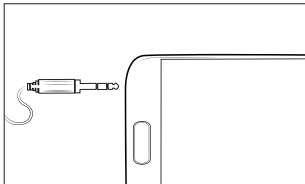
The LCDi4 headphones are engineered for the highest quality sound reproduction. To get the maximum performance from your headphone, we recommend powering them with a quality headphone amplifier. Alternatively, the LCDi4s are very efficient and can be used directly with cellphones and tablets without amplification.

Setting up your LCDi4 Headphones

Eartips: Your new LCDi4s come with the small size silicone rubber eartips pre-installed. We also provide larger sizes of eartips to suit your personal preference and comfort. To change the eartips: Pull the eartip straight off. Insert the new tip by pulling it inside out onto your finger tip, then pushing it onto the outside of the eartube, starting at a 45 degree angle. A gentle twisting motion may also help get the tips on with minimal effort. It may take a little practice before changing tips becomes easy.



Connecting your Headphones



*Connect the 3.5mm audio
plug to your source component*



*Match the inside L and R indicators
Ensure the plug is fully inserted*

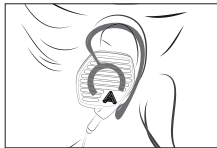
Source: Connect the input end of the cable to your source device.

Output: Look for the (L)eft and (R)ight indicators on the two 2-pin cable ends and match them to the headphones accordingly. Ensure that both sets of cable indicators align with the indicators on the headphones and insert the plugs. You will feel a gentle click indicating the plugs are locked in place.

NOTE: The connectors are keyed and can only fit in one direction. DO NOT force the connector in backwards, doing so will damage your headphones.

Types of Ear Attachments

As everyone's ears are different, the LCDi4 Headphones come with two types of earpiece attachments: EarHooks and EarLocks™. We suggest trying the EarHooks first, but users should select the option that is most comfortable and secure for their use.



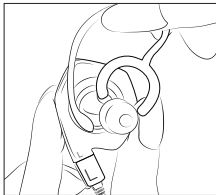
EarHooks: The EarHooks fit over the ear, anchoring the headphones in place similar to how eyeglass hooks work. For most users, the EarHooks allow the headphones to be fitted securely and allow for the most comfortable fit.



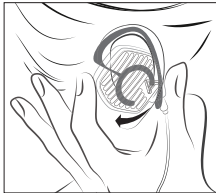
EarLocks: The EarLocks are positioned on the concha of the ear rather than over the top of the ear. They are preferred by some listeners, but may not be a viable option for everyone depending on the shape of your ear.

EarLocks are a registered trademark of Surefire.

EarHook Installation



1. Attach the EarHook by snapping the semi-circular latch onto the back-side of the headphone, making sure the EarHooks point up at an angle to align with the front corner of the headphone. Note the direction of the EarHook compared to that of the eartip as seen in the diagram.



2. Position the Headphone+EarHook assembly over the according ear and loop the EarHook behind your ear.

3. Gently insert the eartip into your ear canal so it's comfortably snug with a good seal.

4. Holding the headphone portion of the assembly in place, adjust the EarHook by rotating it into a comfortable position.

EarLock Installation



1. Attach the EarLock by snapping the semi-circular latch onto the back-side of the headphone with the EarLock tip pointing in the same direction as the eartip, as seen in the diagram.

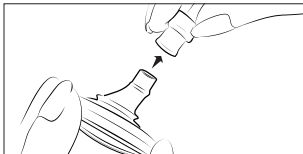
2. Position the Headphone+EarLock assembly on the according ear.

3. Gently insert the eartip into your ear canal so it's comfortably snug with a good seal.

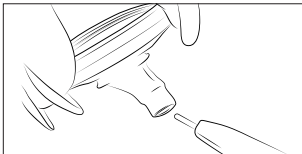


4. Rotate the Headphone+EarLock assembly so that the EarLock rests comfortably in the concha portion of your ear and the eartip maintains a good seal.

Cleaning your Headphones



Pull the eartip up from the bottom and carefully remove the eartip from the eartube



Use the supplied cleaning tool to remove built-up dirt from the headphone's eartube

IMPORTANT: Use warm water and lint-free cloth to clean and dry the silicone eartips. Replace the eartips onto the eartube before using your headphones.

DO NOT use harsh cleaning agents or abrasive materials to clean the eartips or headphones. Doing so may void the warranty.

DO NOT attempt to clean the eartips without first removing them from the headphones. Wetting the internal circuitry may cause permanent damage that is not covered by warranty.

Need more help?

For further instructions and helpful videos visit:
www.audeze.com/video-tutorials

Care and Storage

Always store your LCDi4 headphones in their protective case when not in use.

- Keep the case closed and store in a dry environment.
- Avoid exposure to liquids, extreme heat or cold temperatures.
- Never pull on the cable to disconnect the LCDi4 headphones from your music player. Hold the plug at the end of the cable and pull to disconnect.

Share your Experience

We put great effort to ensure that your experience with Audeze is as incredible as the sound of our headphones. We would love to hear from you, your feedback is an important part of our efforts to continuously improve the Audeze experience.

Connect with us at:

[Facebook.com/AudezeLLC](https://www.facebook.com/AudezeLLC)

[Twitter.com/Audeze](https://twitter.com/Audeze)

support@audeze.com

Warranty

The Audeze LLC products comprising the LCDi4 headphones (an “Audeze LLC Product”) is under warranty as indicated by the original date of purchase (the “Warranty Period”).

Components (applicable to each Audeze LLC Product)

Planar Drivers 3 years

Parts and Labor 1 year (2 years in the EU)

What’s covered: Audeze LLC warrants to the original purchaser that the Audeze Product will be free of defects related to manufacturing, parts, materials, and workmanship under normal and accepted use in accordance with Audeze’s published guidelines. Audeze’s guidelines include, but are not limited to, information contained in technical specifications, user manuals and service communications.

What’s not covered: This warranty does not cover defects resulting from improper or unreasonable use or maintenance; cosmetic damage, including but not limited to scratches, dents and broken parts; failure to follow operating instructions; accident; excess moisture; excess temperature; power surges; connections to improper voltage supply; unauthorized alteration or modification of original condition; damage

caused by use with non-Audeze products; products purchased from unauthorized dealers; or defects incurred during transportation for which claims must be presented to the carrier.

Eartips, Earhooks, and EarLocks are consumables and subject to normal wear and tear in use and are not covered by warranty. Contact Audeze for replacements.

What we will do: We will, at our sole discretion and to the extent permitted by law, repair or replace (using new or refurbished Audeze LLC Products) Audeze LLC Products that are under warranty for the period listed, from the date of original retail purchase.

What we will not do: Except as stated below, pay shipping, insurance or transportation charges from you to us, or any import fees, duties and taxes. If the Audeze LLC Product is covered by this warranty and is provided to us within the first 30 days of the Warranty Period, then we will reimburse you for shipping charges.

If the Audeze LLC Product you send to us is not covered by this warranty, you will be charged the shipping costs. If you are outside the USA and purchased this product directly from Audeze LLC you must claim your

warranty service from Audeze, not from a foreign dealer or distributor. Warranty eligibility statement: To be eligible for service under this warranty you must include with the repair item(s) a valid bill of sale from an authorized Audeze LLC retailer detailing the following information:

Retailer's name

Original date and proof of purchase

Model or SKU number of the product purchased

Serial Number

Additional product information and limitations

Warranty replacements: Audeze LLC strives to improve the performance of our products, and therefore reserves the right to make changes to our design/specifications/materials at any time without notification. Audeze LLC may, at its discretion, choose to replace the Audeze LLC Product completely with a new or remanufactured product. In the event of product obsolescence, a suitable replacement will be chosen based upon the features, the intended use (as determined by Audeze) and the retail price of the original Audeze LLC Product.

Product: All warranty replacements are guaranteed for 90 days or until the conclusion of the Warranty Period of the original Audeze LLC Product, whichever period is greater. Audeze LLC does not provide advance replacements for Audeze LLC Products.

Determining authority: Audeze LLC will be the final determining authority for all potential warranty claims for service and/or replacement.

How to claim warranty service

- A) If you reside in the United States and purchased direct from Audeze LLC email support@audeze.com.
- B) If you reside in the United States and purchased from an authorized Audeze LLC dealer contact your dealer or support@audeze.com.
- C) If you are an international customer who has purchased through your local dealer contact your local dealer or distributor for warranty service.
- D) If you are an international customer who purchased direct from Audeze LLC you must contact Audeze LLC at support@audeze.com for service and support. Any shipment back to Audeze LLC for repair will be at the expense of the customer.

You will need your serial number and proof of purchase to complete any RMA process.

Other conditions/rights: EXCEPT AS PROVIDED IN THIS WARRANTY AND TO THE MAXIMUM EXTENT PERMITTED BY LAW, AUDEZE LLC IS NOT RESPONSIBLE FOR DIRECT, SPECIAL, INCIDENTAL OR CONSEQUENTIAL DAMAGES RESULTING FROM ANY BREACH OF WARRANTY OR CONDITION, OR UNDER ANY OTHER LEGAL THEORY, INCLUDING BUT NOT LIMITED TO LOSS OF USE; LOSS OF REVENUE; LOSS OF ACTUAL OR ANTICIPATED PROFITS; LOSS OF GOODWILL; LOSS OF, DAMAGE TO, COMPROMISE OR CORRUPTION OF DATA; OR ANY INDIRECT OR CONSEQUENTIAL LOSS OR DAMAGE HOWSOEVER CAUSED INCLUDING THE REPLACEMENT OF EQUIPMENT AND PROPERTY.

THE FOREGOING LIMITATION SHALL NOT APPLY TO DEATH OR PERSONAL INJURY CLAIMS, OR ANY STATUTORY LIABILITY FOR INTENTIONAL AND GROSS NEGLIGENT ACTS AND/OR OMISSIONS. SOME STATES IN THE USA OR OTHER COUNTRIES. DO NOT ALLOW THE EXCLUSION OR LIMITATION OF INCIDENTAL OR CONSEQUENTIAL DAMAGES, SO THE ABOVE LIMITATION OR EXCLUSION MAY NOT APPLY TO YOU.

TO THE EXTENT PERMITTED BY LAW, THIS WARRANTY AND THE REMEDIES SET FORTH ARE EXCLUSIVE AND IN LIEU OF ALL OTHER WARRANTIES, REMEDIES AND CONDITIONS, WHETHER ORAL, WRITTEN, STATUTORY, EXPRESS OR IMPLIED. AUDEZE LLC DISCLAIMS ALL STATUTORY AND IMPLIED WARRANTIES, INCLUDING WITHOUT LIMITATION, WARRANTIES OF MERCHANTABILITY AND FITNESS FOR A PARTICULAR PURPOSE AND WARRANTIES AGAINST HIDDEN OR LATENT DEFECTS, TO THE EXTENT PERMITTED BY LAW. IN SO FAR AS SUCH WARRANTIES CANNOT BE DISCLAIMED, AUDEZE LLC LIMITS THE DURATION AND REMEDIES OF SUCH WARRANTIES TO THE DURATION OF THIS EXPRESS WARRANTY AND, AT AUDEZE LLC'S OPTION, THE REPAIR OR REPLACEMENT SERVICES DESCRIBED HEREIN. SOME STATES (INCLUDING COUNTRIES AND PROVINCES) DO NOT ALLOW LIMITATIONS ON HOW LONG AN IMPLIED WARRANTY (OR CONDITION) MAY LAST, SO THE LIMITATION DESCRIBED ABOVE MAY NOT APPLY TO YOU.

Audeze LLC

<http://support.audeze.com>

Certifications

The aim of EU's Waste Electrical and Electronic Equipment (WEEE) directives 2002/96/EC and the RoHS directive is to reduce waste from electric and electronic products and to recycle as much of the materials as possible. Any remaining waste should be virtually risk-free to handle and the risk of hazardous emissions should be minimal.

Recycling

This product must either be sent for repairs and reused or sent for treatment and recycling through an approved disposal system. For recycling and waste disposal agents for Audeze LLC products, contact us at support@audeze.com.

Toxic or Hazardous Substances and Elements 有毒或有害物质和元素

Part Name 部件名称	Lead 铅 (Pb)	Mercury 汞 (Hg)	Cadmium 镉 (Cd)	Hexavalent Chromium 六价铬 (Cr6)	Polybrominated Biphenyls 多溴联苯 (PBB)	Polybrominated Diphenyl Ethers 多溴联苯醚 (PBDE)
LCDi4	○	○	○	○	○	○

○: Indicates that this toxic or hazardous substance is **below** the specified limits as described in SJ/T11363-2006.

○: 表示该有毒物质或元素在SJ/ T 11363-2006 标准规定的限量要求以下。

×: Indicates that this toxic or hazardous substance is **above** the specified limits as described in SJ/T11363-2006.

×: 表示该有毒物质或元素超出SJ/ T 11363-2006 标准规定的限量要求。



No Toxic Substance



WWW.AUDEZE.COM