

AUDEZE Cipher Lightning Cable

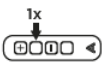
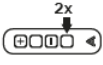
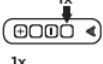
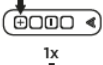
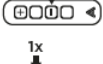
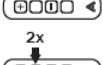
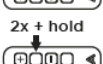
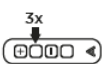
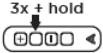

Unlock the Full Potential of Your Headphones

Audeze's exclusive Cipher Lightning cable provides Apple iPhone/iPad/iPod users with true high-resolution, uncompromised audio for music and voice calls. The cable bypasses the iPhone's internal DAC/amplifier and streams a 24-bit signal directly to our inline high-quality amplifier and DAC with DSP module for significantly better sound. The Apple compatible controls allow complete control of your audio playback, while the SIRI-compatible microphone provides the best voice call quality of any headset.

When you first connect your Cipher cable, your iDevice will prompt you to download and install the Audeze app from the iTunes store. You can choose to "Ignore" this download if you wish - it will not affect the use of the Cipher cable. The Audeze app features a 10-band equalizer that changes EQ in real time, and saves two EQ curve presets which travel with the cable when switching between your iOS devices. It is recommended that you install the Audeze App to take full advantage of its features and firmware upgrades. However the app is not required for operation.

CIPHER LIGHTNING CABLE

BUTTON FUNCTIONS

ANSWER / END CALL		Press second button once
MUTE MIC		Press fourth button twice
UNMUTE MIC		Press fourth button once
VOLUME UP		Press first button
VOLUME DOWN		Press third button
PLAY / PAUSE		Press second button once
NEXT TRACK		Press second button twice
FAST FORWARD		Press second button twice and hold
PREVIOUS TRACK		Press second button three times
FAST REWIND		Press second button three times and hold