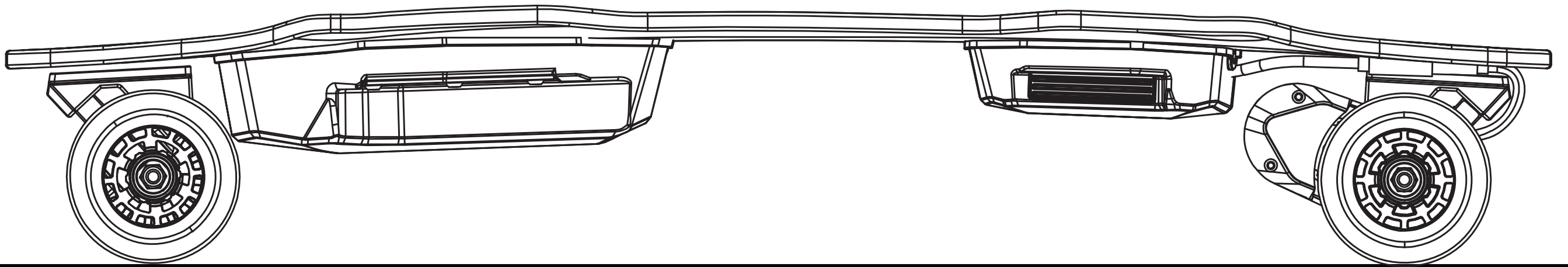




Zealot V

User Guide



B SKATE BOARDS SINCE 2009

BACKFIRE-ELECTRIC SKATEBOARDS

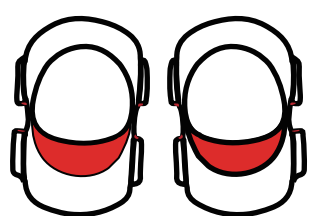
⚠ WARNING ⚠

- RISK OF DEATH OR SERIOUS INJURY
- Whenever you ride a board, you risk death or serious injury from loss of control, collision, and falls. To ride safely, you must read and follow the instructions and warnings in the manual.
- **Always wear a helmet when riding.** Avoid water, wet surfaces, slippery / uneven surfaces, steep hills, traffic, cracks, tracks, gravel, rocks, or any obstacles that could cause a loss of traction and cause a fall. Avoid night riding, areas with poor visibility, and confined spaces.
- **WARNING: Do not ride diagonally on hills or on an incline of more than 10 degrees.** Do not ride at speed which you would not safely control the board. In case of wireless interference or battery error, you may need to rely on skating techniques like foot braking or sliding to stop.
- **WARNING: AVOID WATER!**
Your board is not completely waterproof, you can easily go through the puddles but don't soak the board in the water. Water damage is not covered under the warranty.
- **WARNING: PINCH POINTS!**
Keep fingers, hair, and clothing away from belts, motors, wheels, and all moving parts.
- **WARNING: RISK OF ELECTRONIC SHOCK!**
Do not open or tamper with electronics housing, which also voids the warranty.






PERSONAL PROTECTION



- ALWAYS WEAR A HELMET
- Find an open, flat area with clean pavement for your first ride.
- Follow these tips to ensure a safe riding experience:
 - Move the Throttle Wheel in small increments.
 - Keep a wide stance on the board.
 - Keep a low center of gravity.
 - Lean forward when accelerating.
 - Lean backward when braking.
 - Abide by the laws and regulations in your state or country.
 - Respect other drivers and pedestrians on the road.
 - Avoid riding in busy traffics and crowded areas.
 - Do not park your board in a way that blocks people or traffic, or may create a safety issue.
 - Cross roads at designated crosswalks or signaled intersections.
 - When riding with other riders, keep a safe distance from each other and other transport devices.
 - Identify and keep a safe distance from hazards and obstacles on the road.
 - Do not ride your board on private property unless you have obtained permission.



Please stand according to the diagram



Lean forward when accelerating to prevent falling backwards when the torque kicks in.


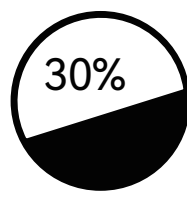
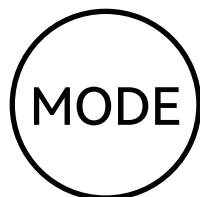


Lean back when braking to prevent being thrown forward by the sudden deceleration.

SPECIFICATIONS

Model: Zealot V	Max. Range: 12miles / 19km	Top Speed: 26mph / 42kph
Max. User Weight: 110KG	Wheel Material: PU	Wheel Size: 96mm
Battery Charging Time: 2.5 hours	Truck: 7 inch Aluminum alloy	Board Weight: 7.6Kg / 16.8lbs
Motor Power: 750w * 2	Battery Capacity: 6AH 216WH	Deck Material: ABS+Glass fiber+ Maple composite deck
Riding Modes: Eco / Sport / Turbo	Motor Type: BLDC Outrunners	Battery Type: Lithium

REMOTE: R5	Material: ABS Plastic	Battery Charging Time: 30 minutes
Battery Type: Lithium	Wireless Connection: 2.4GHz	Charging Voltage: 5V



Four riding modes:

Economy Mode: Top speed of 11 MPH (19 km/h);

Sport Mode: Top speed is 23 MPH (38 km/h);

Turbo Mode: Top speed 26 MPH (42 km/h);

Cruise Mode: Travel at a steady speed.

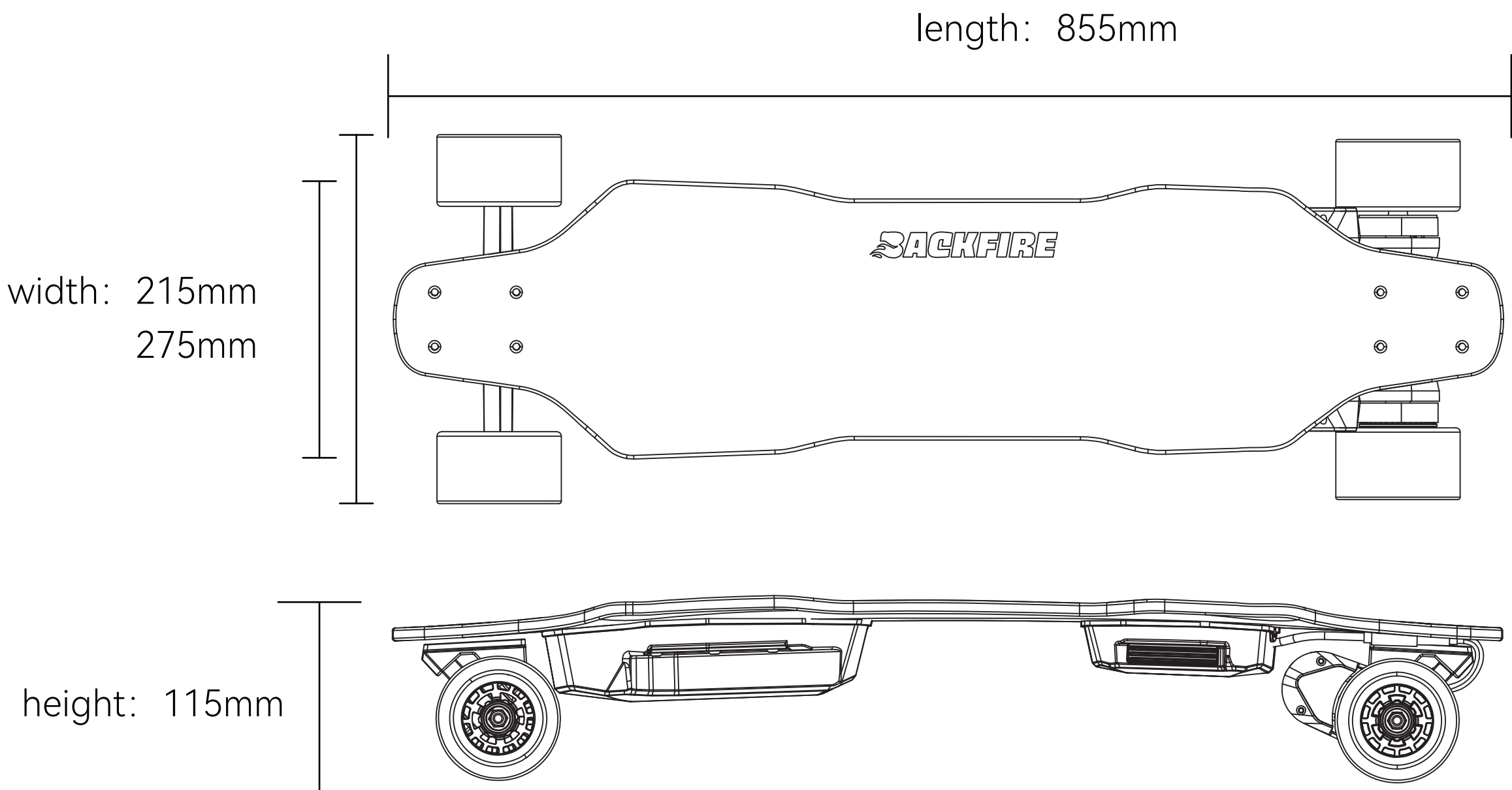
30% uphill capability:

Actual performance depends on rider's weight and road conditions.

Board charging time 2.5 hours

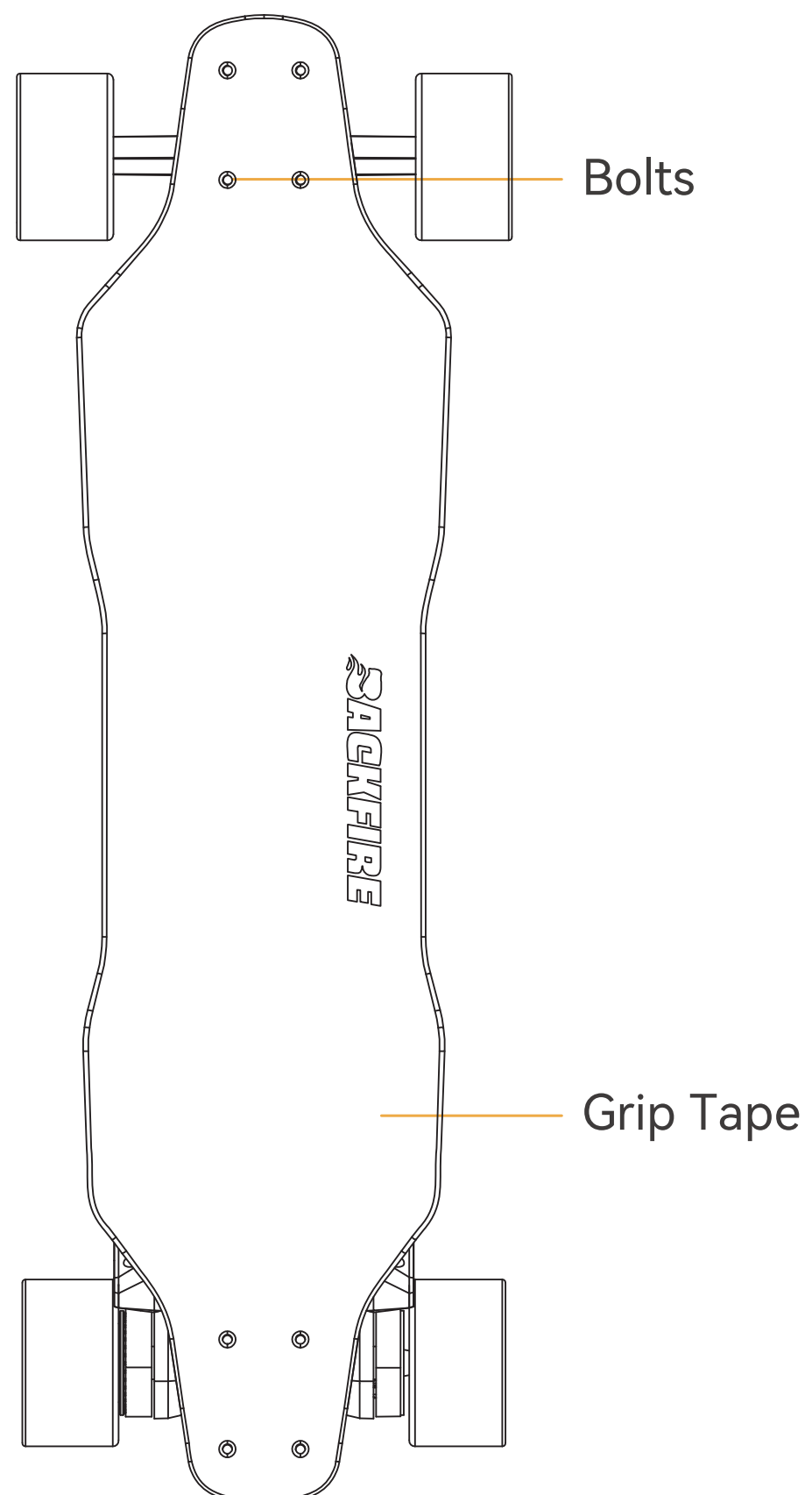
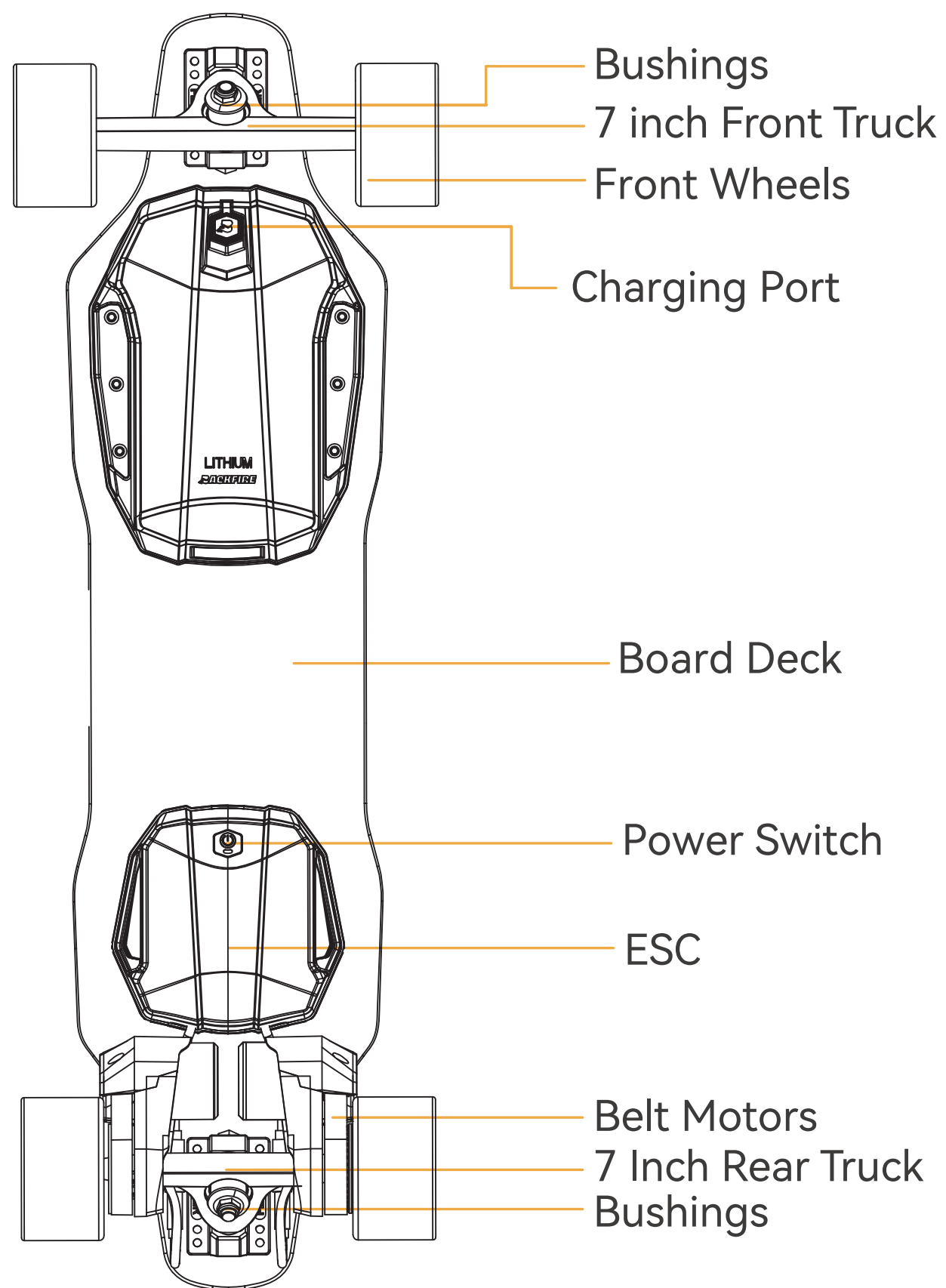
Remote charging time 0.5 hours

Board net weight: 16.8LBS / 7.6KG

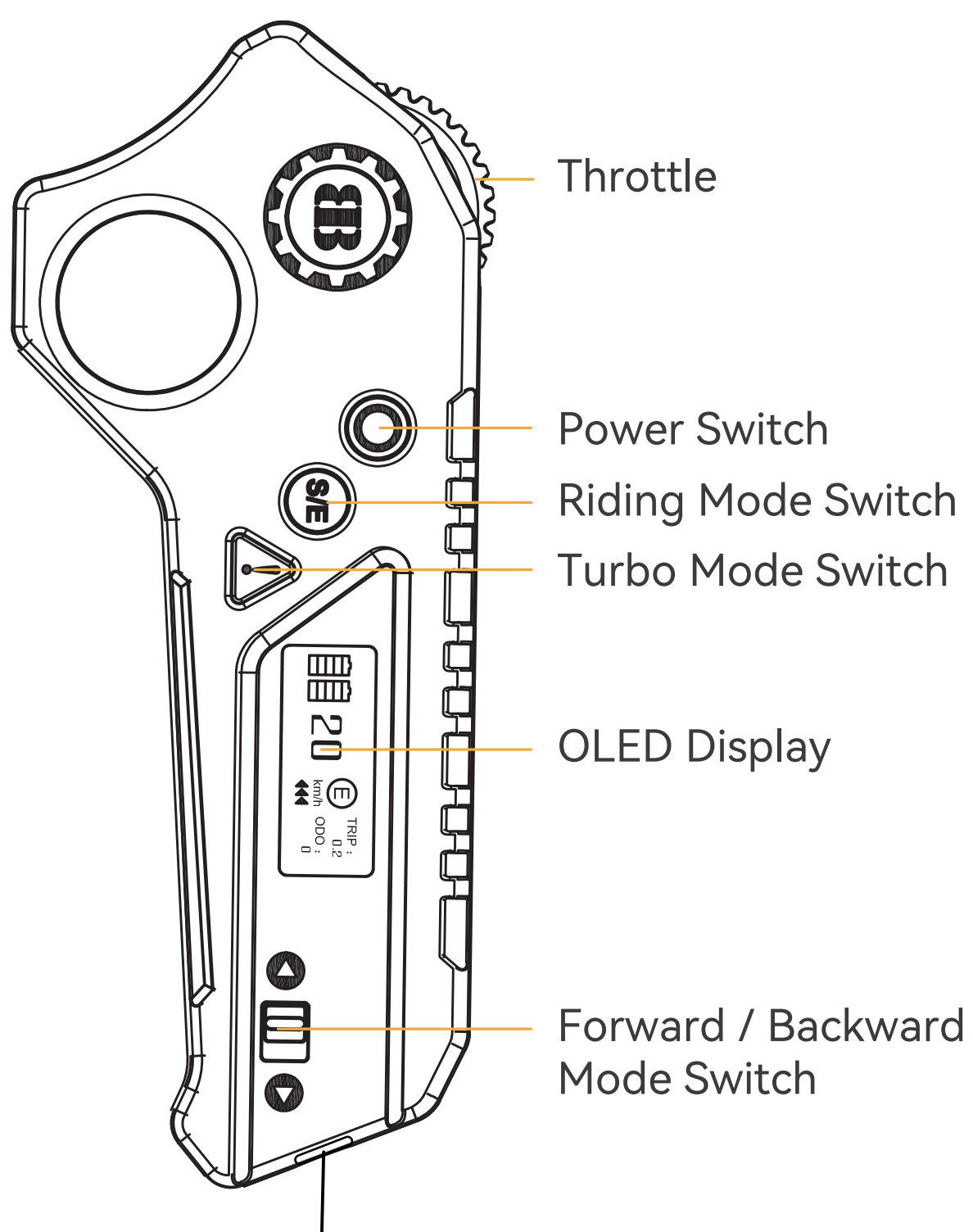




BOARD GLOSSARY



REMOTE GLOSSARY



Remote Charging Port (USB Type-C)



The board is not turned on, or not paired with the remote.



Press the power switch of the board, the board indicator will be turned on, and the remote will show speed, battery, made and other information.

Remaining capacity of the remote battery

Remaining capacity of the board battery

20 Current Speed

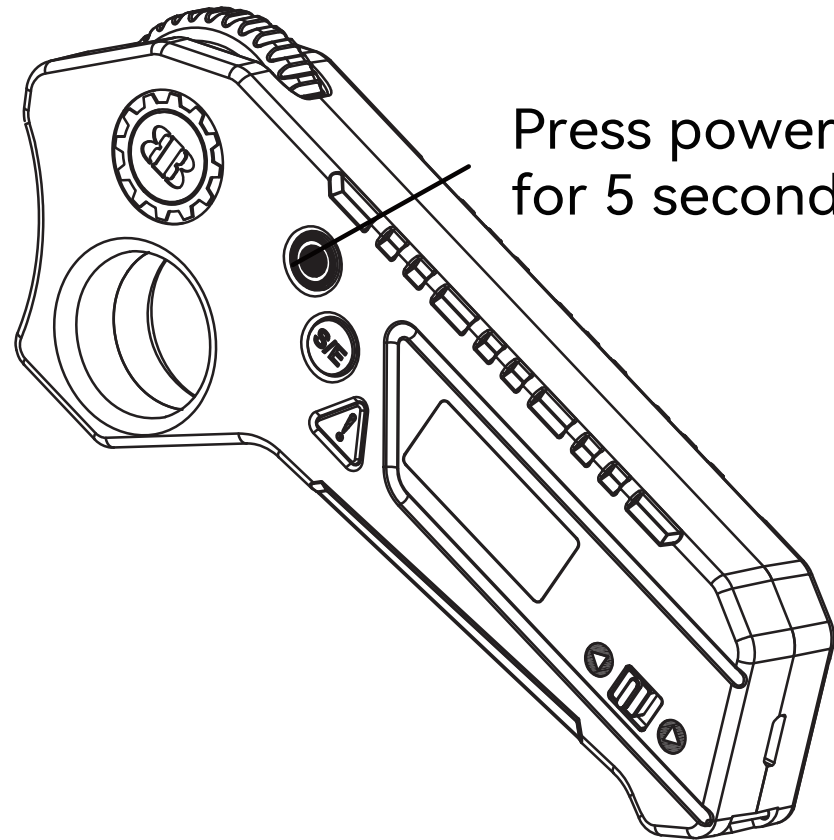
Economic Mode

TRIP : 1.5 DST TRIP DISTANCE

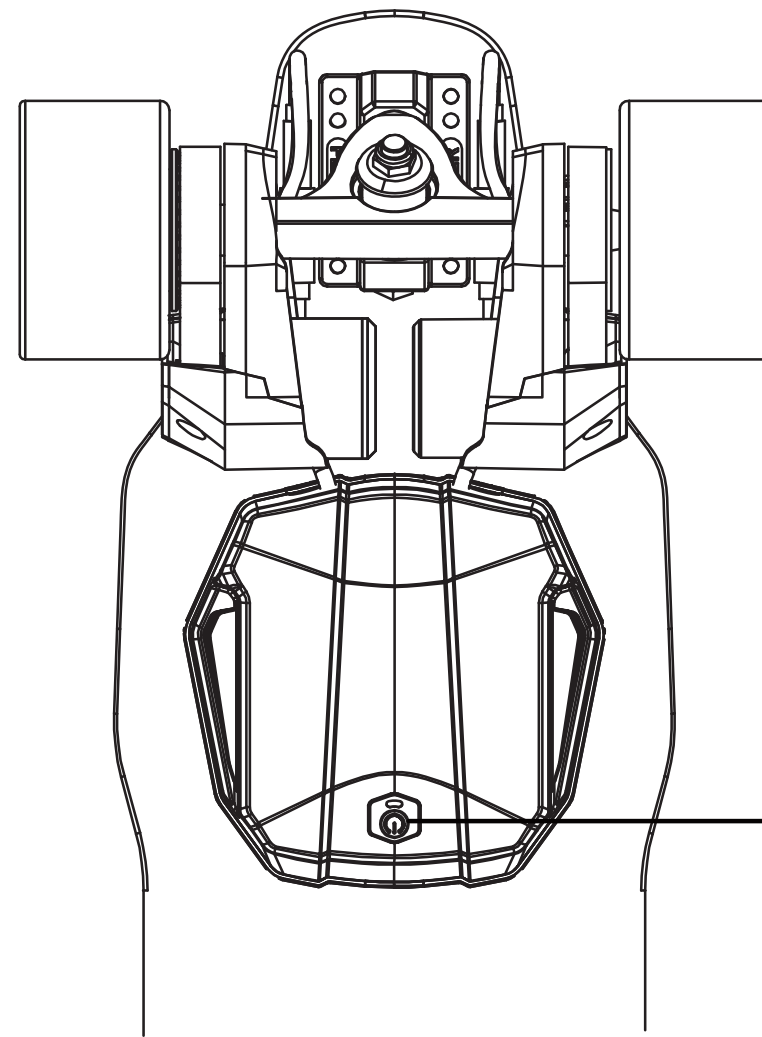
ODO : 12.5 ODOMETER



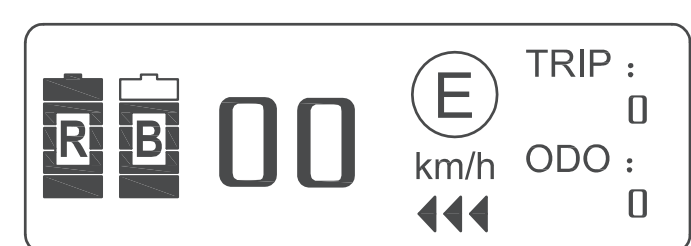
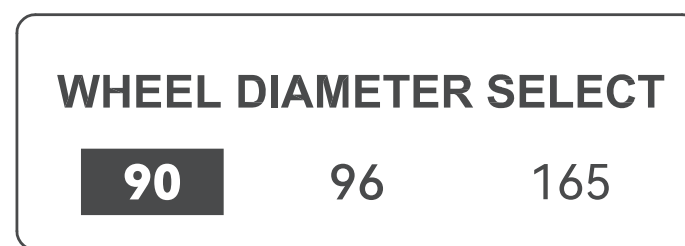
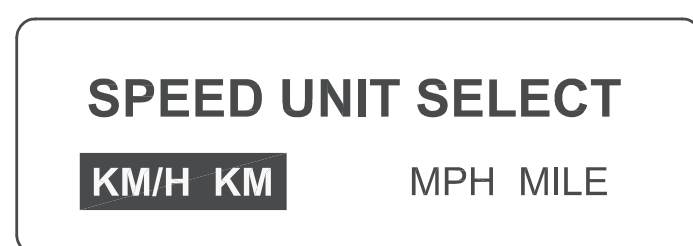
POWER ON/OFF THE REMOTE AND BOARD



Press power switch for 5 second



Press power switch for 5 second



Press to switch between "km/h" and "phm/mile", then press to select.

Continue to press to switch between "90" "96" and "165", then press to select. (It depends on the diameter of the wheels)

When the remote displays information such as battery, speed, mode and range, that means the binding succeed.



DIY WHEEL SETUP SHEET

Wheel Size	Gear Ratio	Pole Pairs
96mm	2.6	7
105mm Cloud wheel	2.6	7
120mm Cloud wheel	2.8	7
120mm PU wheel	3.1	7



STORAGE AND MAINTAINANCE

- Do frequent maintainance checks, make sure all nuts and bolts are tight before riding.
- Clean the skateboard regularly.
- Turn off board and controller when not in use.
- Recharge the battery in well ventilated area.
- Do not charge the battery in area with might wet the board or charging units.
- Do not charge the skateboard unattended.
- Stop using the product or charging unit if any wire is damaged.
- Only use appropriate chargers provided by Backfire.
- Do not use the board battery to power any other equipments.



BATTERY SAFETY

Tip: The battery will enter the hibernation state after the skateboard has been inactive for 7 days. If it cannot be turned on after receiving the skateboard, please charge and activate it first.

Lithium batteries can explode or cause a fire if they are used incorrectly. Therefore, it is recommended to read the following instructions very carefully:

Safety Warning:

- If you rode on wet ground with a risk of water entering your battery, please remove and check your battery.
- If there is any evidence of moisture, including water stains, disconnect the battery from your board immediately. Do not charge or use it!
- Keep the battery in a dry and fire resistant place to avoid potential fire risk (such as a sealed bucket outdoors).
- Do not keep a potentially water damaged battery indoors.
- Do not ship a potentially water damaged battery for service.

Contact Backfire for next steps:

1. In the USA: Tech@helloskate.com

2. Global: Adi@helloskate.com

- Moisture inside a battery pack can cause corrosion and short circuits in electronics such as the BMS, lighting or USB boards. This may occur in days or weeks after water ingress.
- The lithium batteries in your pack contain lithium cobalt oxide and organic solvents. These components can self-sustain a fire when a battery is subjected to short circuits, excessive heat or other stresses.
- Each time before riding the board, carefully check the battery pack and especially the protective seal. Make it is undamaged and intact. If in doubt, take the battery to a chemical waste disposal facility.
- Never drop the board.
- Store the board with battery inside in a dry place.
- Never expose the battery to tempreature above 100 celsius degrees.
- Only use offical board charger for charging board battery.
- Never leave the board unattended when charging.
- Never make the board work when charging.
- If you are not planning to use the board for about 2 months or longer, Please charge to 50%–60% and check it once a month. A lithium-ion battery that has been left empty for too long no longer be charged.
- Fully charge the battery before its first use to maximize long term battery performance.



WARRANTY

LIMITED WARRANTY:

We offer 6 months(180days) warranty on parts from the date when you receive the board.

If a defect arises during the Warranty Period, Backfire will, at its discretion:

- 1) Send the new parts to replace the defective parts.
- 2) Exchange the affected Products with functionally equivalent Products that are new or formed from new and/or previously used parts that are equivalent to new in performance and reliability.

This warranty excludes damage resulting from abuse, accident, modifications, unauthorized repairs, neglect, abuse, water damage, or other causes that are not defects in materials and workmanship.

This warranty excludes normal depletion of consumable parts (grip tape, wheels & bearings) unless due to a defect in materials or workmanship.

This warranty excludes gifts.

FOR ALL RETURN and WARRANTY SHIPPING:

Please keep your shipping box. The warranty does not include damage from shipping in insufficient packaging.

CONTACT US

TIKTOK: @backfireboards

Official Website: <https://www.backfireboards.com/>



Facebook



Instagram



You Tube



User Guide