

Operating Instructions

Congratulations on the purchase of a SLIK S-POLE II. The SLIK Corporation has designed your Monopod to be a sturdy, rugged, dependable product that will provide you with many years of satisfactory use.

Please take a few moments to read this instruction sheet carefully so you can take full advantage of your Monopod's many fine features. Retain this instruction sheet in case you might want to refer back to it.

⚠ Caution

This caution icon refers to information pertaining to important safety procedures in preventing injuries, and damages which may occur as a result of mishandling this product.

🚫 Prohibited

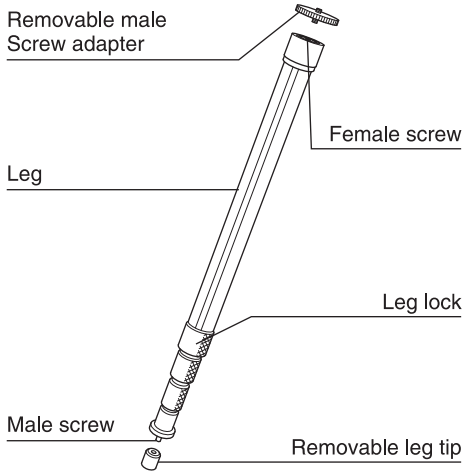
This prohibited icon refers to information pertaining to prohibited contents. Please refer to instructions closely to avoid accidents.

Specification

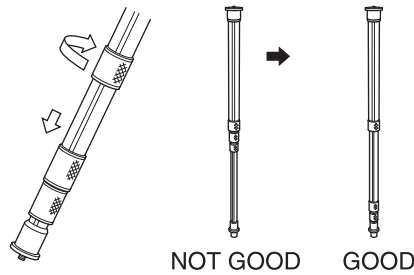
Max.operating height	1,610mm (63 1/3")
Length folded	550mm (21 2/3")
Weight	580g (1lbs 5oz)

C685-4

Components

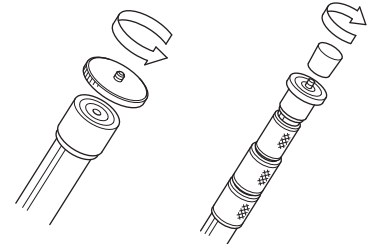


Extending the leg



Release the leg locks by rotating one half turn. Because the legs are grooved, the leg locks can be released in any order.
Note: Extending the larger legs first gives you better support. Extend legs from the top. Fold legs from the bottom.

Removeable male screw adapter & leg tip




Can change male screw to female screw. See example of use C & D.
Can change male screw to leg tip. See example of use A.

Example of use



A : Attaching male screw adapter to the female screw end, it can be used as a steady unipod. If you attach a ball head (separately supply as an accessory) to the male screw adapter end, you can adjust camera angle easily.

B : Used for high angle shots.



C : When used with a SLIK MINI-PRO, becomes a self-standing unipod.

D : Use as a light stand arm with a SLIK CLAMP HEAD.



"S-Pole II" is uniquely designed multipurpose extension POLE. It features to have a male screw on one end and a female screw on the other end of 4-section pole. Putting these features to practical use, it can be fitted various uses.

Carrying the monopod

🚫 Prohibited



Carrying a monopod with a camera left on can result in unexpected accidents. We therefore, recommend that you remove your camera when carrying the monopod.

Care of the monopod

- DO NOT apply any grease or oil to this product.
- Clean with a mild detergent and a soft cloth only.
- DO NOT use close to flame. Avoid extreme heat.

