

LIGHTY POD III

Operating Instructions

Congratulations on the purchase of a SLIK LIGHTY POD III. SLIK Corporation has designed your Monopod to be a sturdy, rugged, dependable product that will provide you with many years of satisfactory use.

Please take a few moments to read this instruction sheet carefully so that you can take full advantage of many fine features on your Monopod.

Retain this instruction sheet in case you might want to refer back to it.

⚠ Caution

This caution icon refers to information pertaining to important safety procedures in preventing injuries, and damages which may occur as a result of mishandling this product.

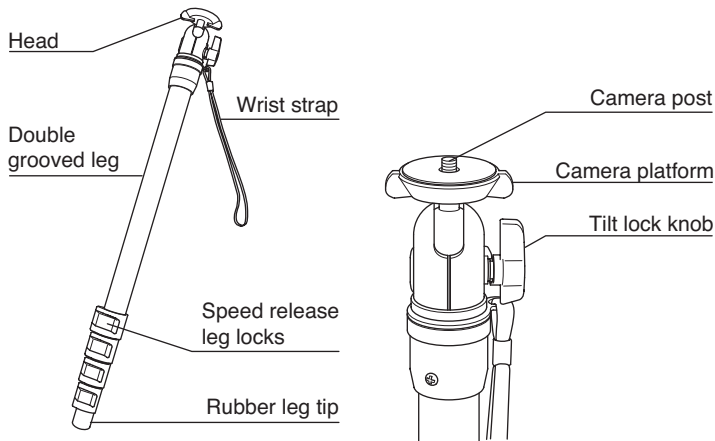
🚫 Prohibited

This prohibited icon refers to information pertaining to prohibited contents. Please refer to instructions closely to avoid accidents.

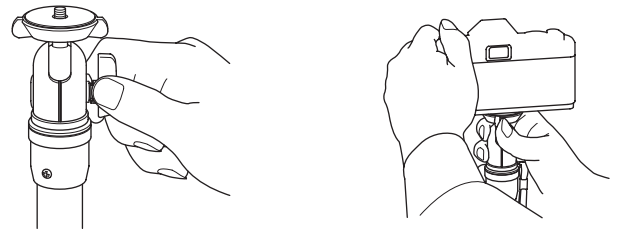
Specification

| | |
|-----------------------|------------------|
| Max. operating height | 1,600 mm (63") |
| Length folded | 520 mm (20 1/2") |
| Weight | 440 g (1lbs) |

Components



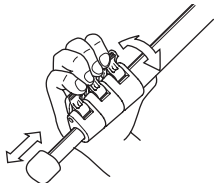
Mounting camera to camera platform



Unlock the Tilt lock knob.

Align the Camera post with the tripod socket. Turn the Camera platform until it is securely tightened.

Extending the leg



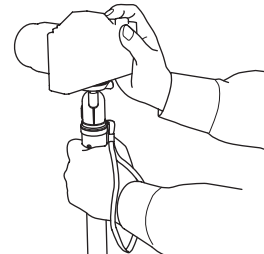
Flip up the Speed release leg locks on the leg to be adjusted. Extend the leg to the desired length. Since the Speed release leg locks are aligned, they can be opened simultaneously for fast set-up. To lock leg in place, press down the Speed release leg locks until they are flush against the leg.



You'll be glad to know the round tube design of your monopod's leg are made for maximum strength. This prevents twisting and provides excellent torsional rigidity.

Wrist strap

⚠ Caution



The Wrist strap rotates freely. As a safety measure it is advisable to hold the camera through the Wrist strap.

Carrying the tripod

🚫 Prohibited



Carrying a monopod with a camera left on can result in unexpected accidents. We therefore, recommend that you remove your camera when carrying the monopod.

Care of the tripod

- DO NOT apply any grease or oil to this product.
- Clean with a mild detergent and a soft cloth only.
- DO NOT use close to flame. Avoid extreme heat.

