

Operating Instructions

Congratulations on the purchase of a Slik Clamp Head. The Slik Corporation has designed your Clamp Head to be a sturdy, rugged, dependable product that will provide you with many years of satisfactory use.

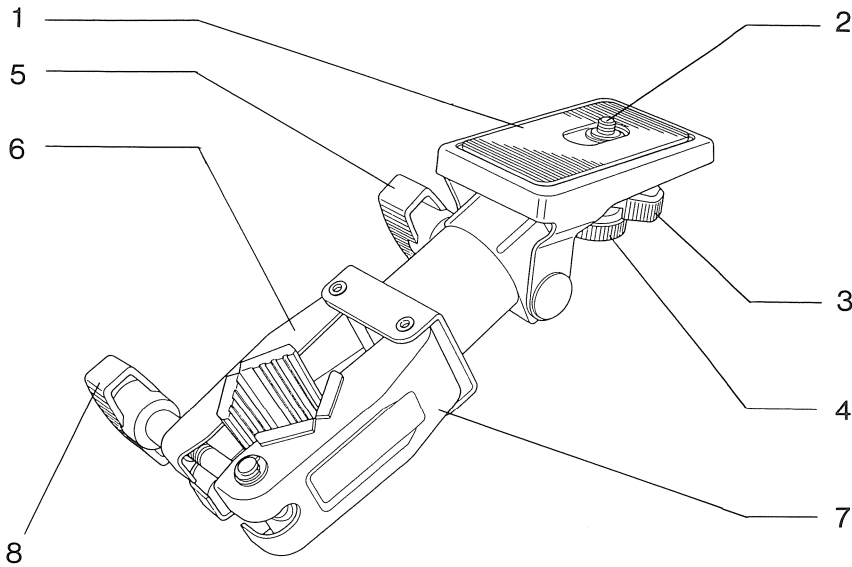
Please take a few moments to read this instruction sheet carefully so you can take full advantage of your Clamp Head's many fine features.

Specifications

Clamp Head 38	
Length	57/8" (150mm)
Width	33/4" (96mm)
Height	31/8" (80mm)
Camera Platform Size	31/4" x 2" (82 x 52mm)
Weight	1.1 lbs (500g)
Attachment Range	
Round pipe	11/8" - 11/2" (28 - 38mm)
Rectangular pipe	1" - 11/4" (27 - 30mm)
Clamp Head 32	
Length	43/4" (120mm)
Width	31/2" (90mm)
Height	31/8" (80mm)
Camera Platform Size	3" x 15/8" (76 x 42mm)
Weight	0.9 lbs (400g)
Attachment Range	
Round pipe	11/8" - 11/4" (22 - 32mm)
Rectangular pipe	7/8" - 1" (23 - 26mm)

7134U

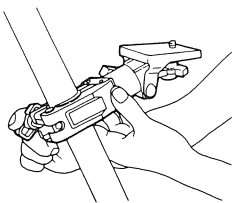
Components



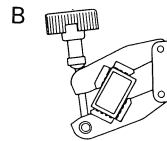
1. Camera Platform
2. Camera Mounting Screw
3. Tightening Knob
4. Camera Locking Knob
5. Camera Platform Locking Knob
6. Clamp (A)
7. Clamp (B)
8. Clamp Lock

The aluminium tube included with the clamp is packing material and should be discarded.

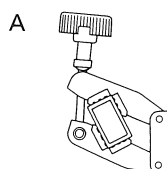
Attaching To A Leg



Clamp to leg, and tighten clamp lock.

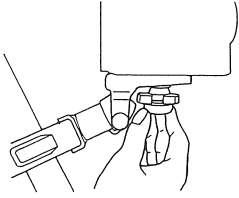


When attaching the clamp to a rectangular leg section, follow Figure A. Figure B shows the incorrect way to attach which can result in the clamp coming loose during tripod operation.

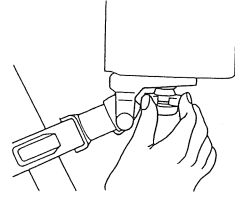


Note: Over tightening can cause damage to the legs.

Attaching A Camera



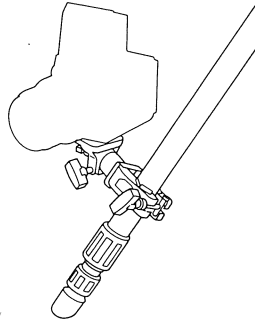
Hold camera and engage threads by turning the Camera Locking Knob.



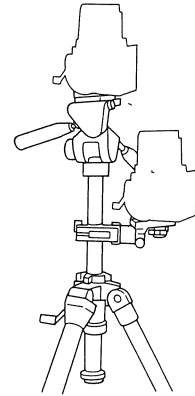
Tighten camera by turning the Tightening Knob.

Example of Use


Low Angle Shooting.



Using two cameras on one tripod.



Use as a light boom with a SLIK Unipod/Extension Post.



How to Care for Your Product

- Do NOT apply any oil, grease to this product.
- To clean, use a mild detergent on a soft cloth.
- Do NOT bring close to fire. Avoid extreme heat, such as leaving it in a car on hot summer day.

