

Operating Instructions

Thank you very much for choosing SLIK PRO series Tripod. The SLIK Corporation has designed your tripod to be a sturdy, rugged, dependable product that will provide you with many years of satisfactory use.

Please take a few moments to read this operating instruction carefully before use so that you can take full advantage of your Tripod's many fine features.

Retain this operating instruction in case you might want to refer back to it.

⚠ Caution

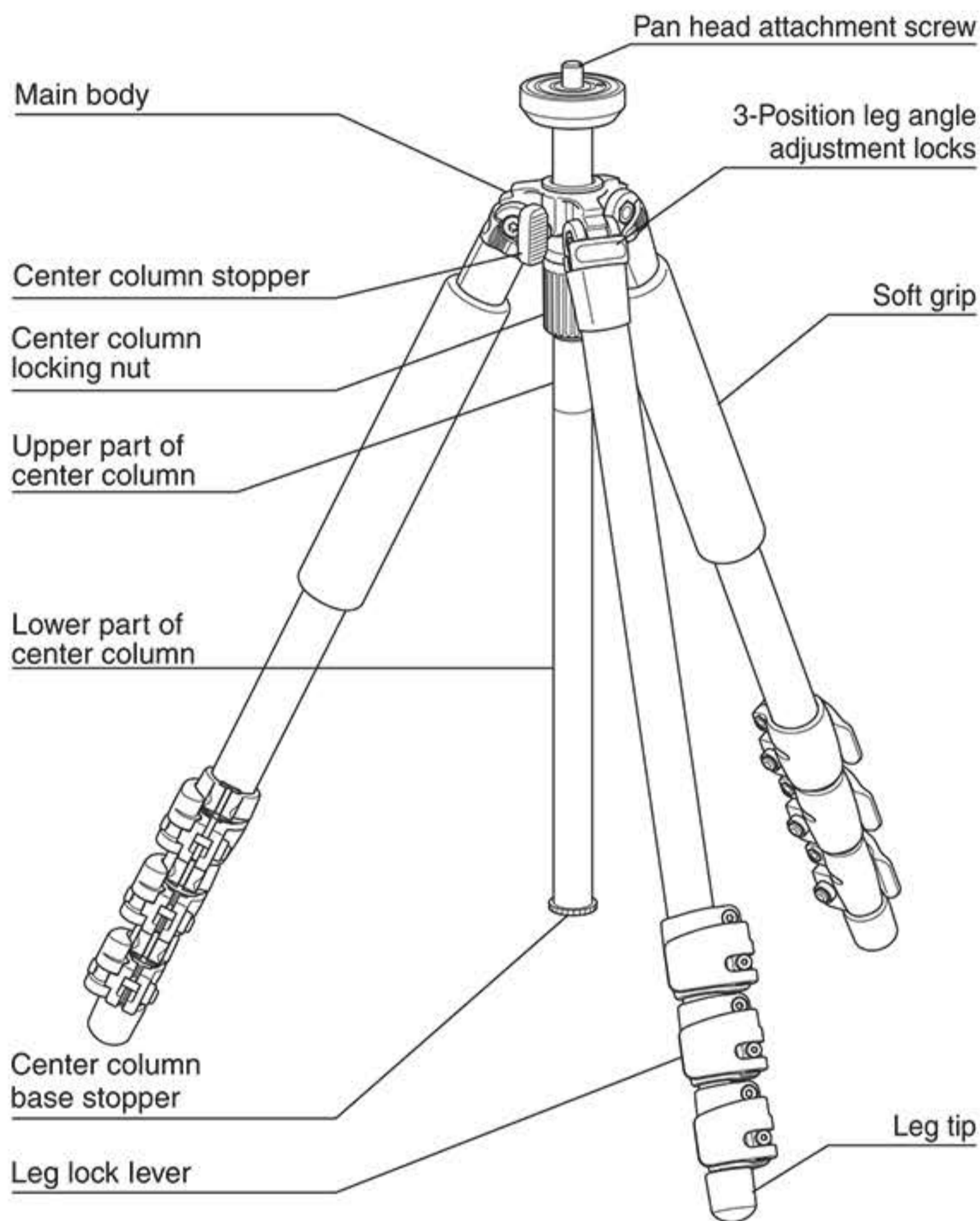
This caution icon refers to information pertaining to important safety procedures in preventing injuries, or damages which may occur as a result of mishandling this product.

🚫 Prohibition

This prohibited icon refers to information pertaining to prohibited contents. Please refer to instructions closely to avoid accidents.

M730-1

Components



PRO 634CFL

⚠ Caution

- ※Soft grip is consumables. Replace when it is worn out.
- ※Color of the soft grip can be stained. Keep out from objects.

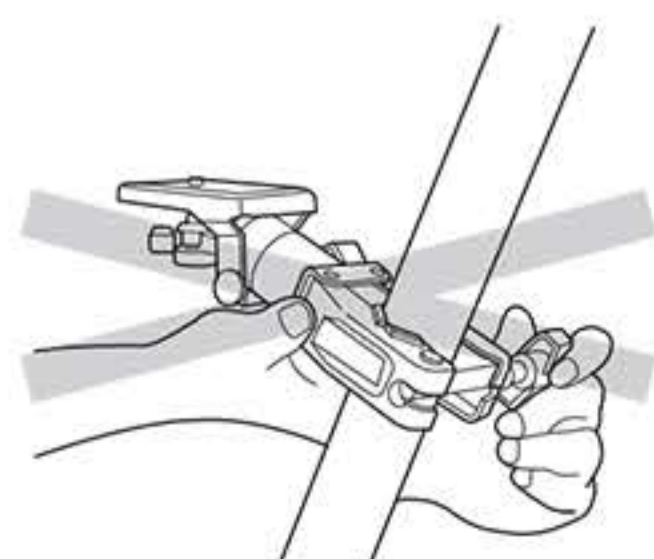
In case of the shock given to tripod by force

⚠ Caution

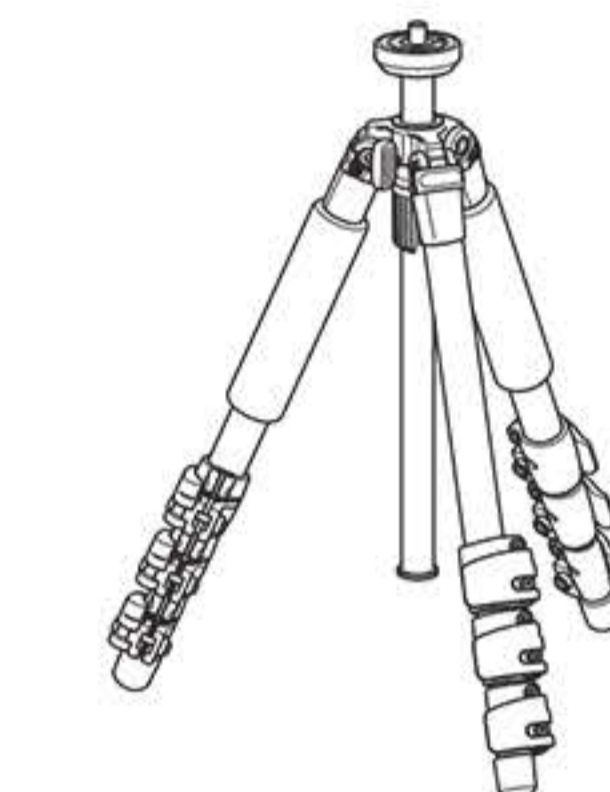
When the shock has been given to the tripods &/or legs such as falling down please check well whether there are cracks, flaws, etc. on the pipes, or not. When you find any cracks, flaws, etc. on the pipes, please stop to use it and ask to repair. It may be wounded when some of fibers came out from the pipes. In that case, please do not touch it.

Clamp head

🚫 Prohibition



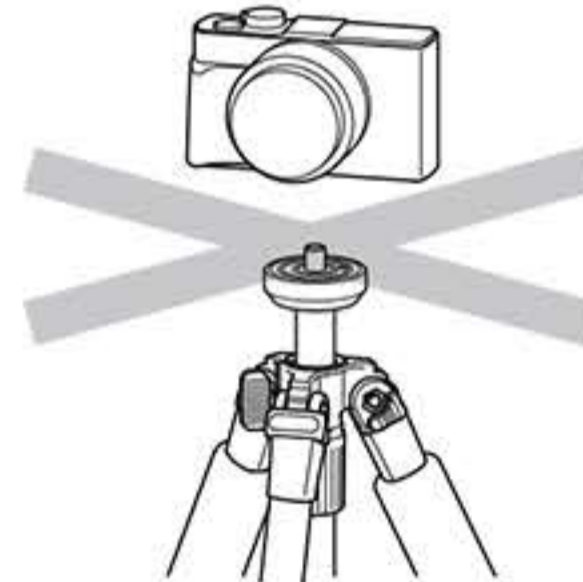
Do not use an optional Clamp head for a carbon fiber tripod. The pipe may be damaged.



PRO 624CFL

Pan head mounting post

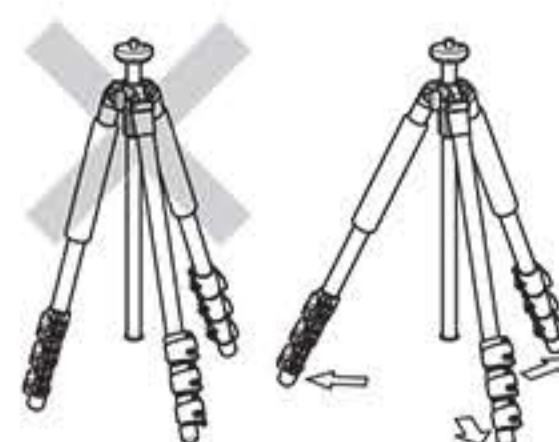
🚫 Prohibition



Do not attach a camera directly to the pan head attachment screw. This may damage both your camera and tripod.

Setting up

⚠ Caution



To prevent accidental equipment fall or tripod tipping over, making sure all levers, knobs and handles on the tripod are securely tightened. And all of the three legs are opened all the way.

Specification

PRO 624CFL	
Folded length	384 mm (15.2 in)
Max. operating height	1,105 mm (43.4 in)
Max. center column ext.	205 mm (8 in)
Weight	1,010 g (2.3 lbs)

PRO 634CFL	
Folded length	490 mm (19.3 in)
Max. operating height	1,576 mm (62 in)
Max. center column ext.	295 mm (11.6 in)
Weight	1,160 g (2.6 lbs)

Equipment that can be loaded on this tripod

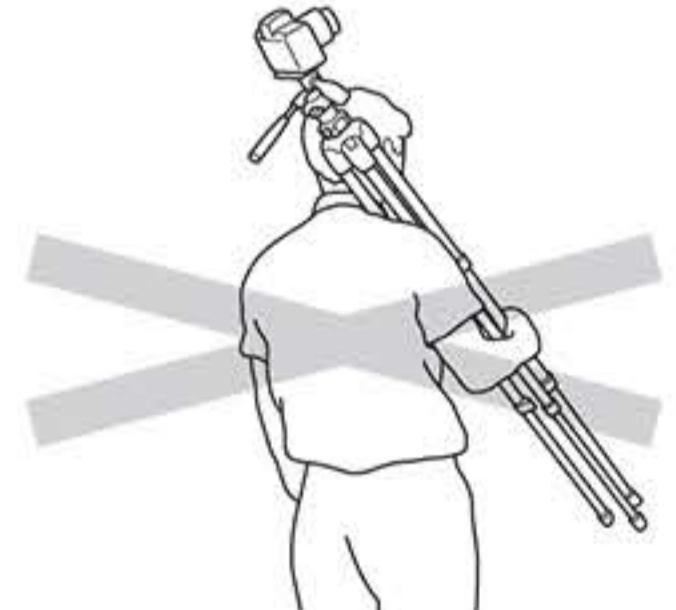
🚫 Prohibition

This product has been designed to handle equipment weighing under 3 kgs (6.6 lbs). Do not overload.

Some equipments weighing under 3 kgs (6.6 lbs), such as long lenses, may not balance well due to its weight distribution. In such case, please use a larger tripod.

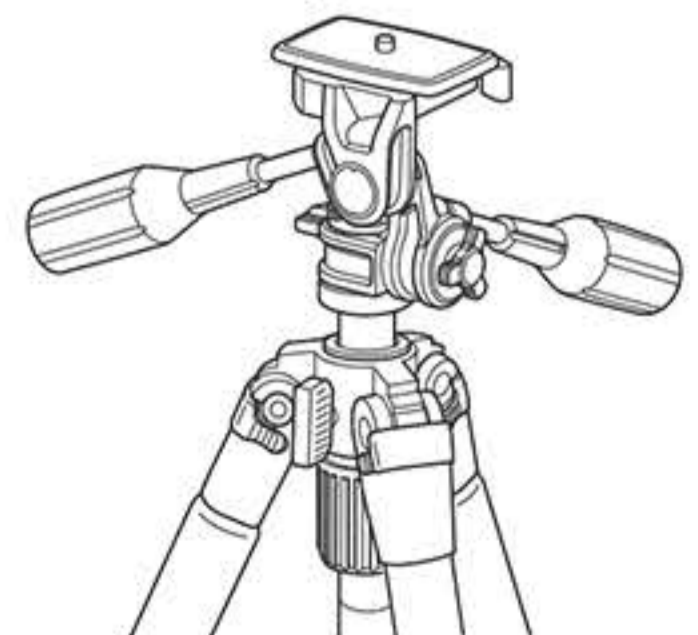
Carrying the tripod

🚫 Prohibition



Carrying a tripod with a camera left on can result in unexpected accidents. We therefore, recommend you to remove your camera while carrying the tripod.

Head setting



Set the new head or accessory on the pan head attachment screw. And turn the head clockwise until it comes to stop. Tighten the panning lock knob and turn clockwise slightly.