



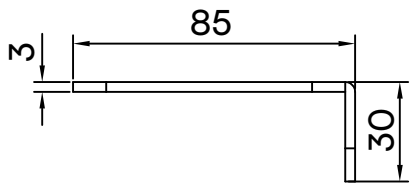
Body	Stainless Steel
Mounting hardware	Inclusions



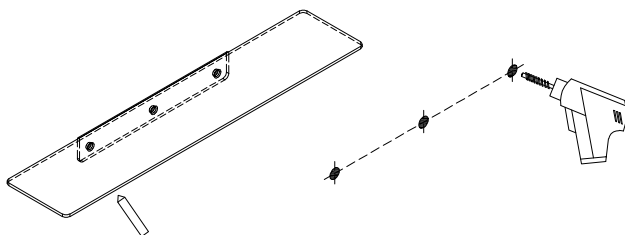
PERSPECTIVE VIEW



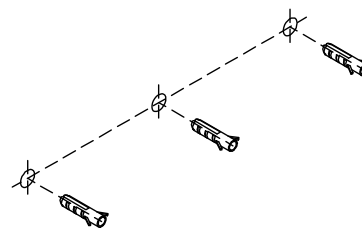
IN-USE



- 1 Place product in desired location, mark out and drill hole in anchor locations.



- 2 Install wall anchors.



- 3 Install screws to fix product to wall.

