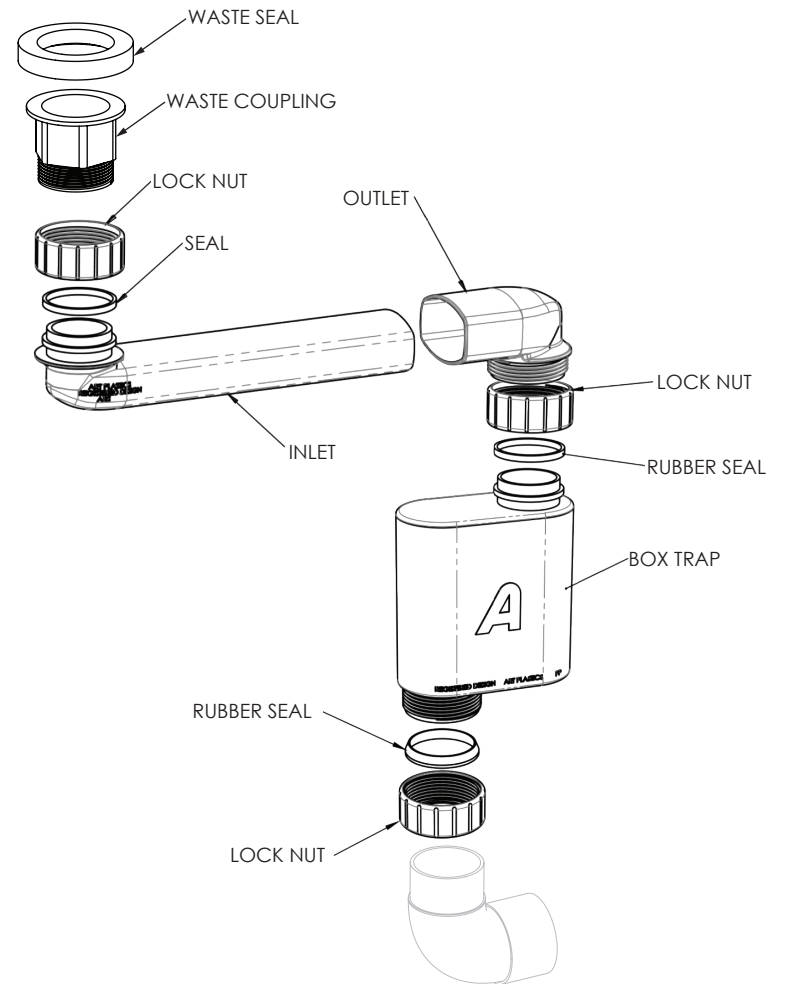
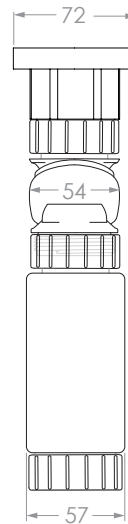
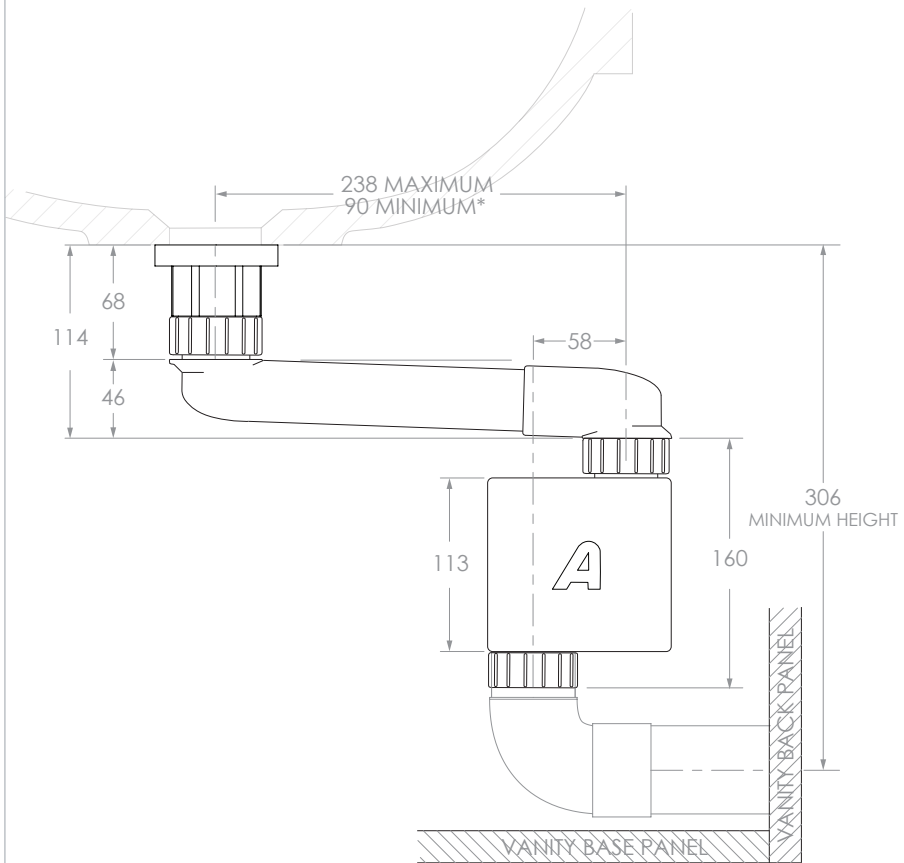


Adp

PRODUCT:	WAVERLEY 1500 DOUBLE	CODE:	WAVFAS1500WHD*
SIZE:	1502W x 500D x 367H	BASIN POSITION:	DOUBLE
CONFIGURATION:	ALL DRAWER, WALL HUNG	TOP:	12MM ARCTIC WHITE DURASEIN
VERSION: 02	DATE: 29/06/2023		*DRAWING APPLIES FOR CODES ENDING: CP, FR, CS

NOTES:
 DIMENSIONS ARE NOMINAL. DO NOT DRILL OR ROUGH IN UNTIL YOU HAVE RECEIVED AND MEASURED YOUR VANITY.
 ALL DIMENSIONS ARE IN MILLIMETRES. DO NOT MEASURE FROM DRAWING.
 SPACE SAVER PLUMBING KIT INCLUDED TO CONCEAL PLUMBING BEHIND DRAWER. PLEASE NOTE THAT THE BOX TRAP IS NOT COMPATIBLE WITH ALL BASINS. RECOMMEND USING A SHORT TRAP FOR SEMI INSET BASINS.



PRODUCT:	SPACE SAVER PLUMBING KIT
CODE:	SPCSVRKIT40
OUTLET SIZE:	40MM
VERSION: 02	DATE: 29/06/2023

FINISH: WHITE

NOTES:
 DIMENSIONS ARE NOMINAL. DO NOT DRILL OR ROUGH IN UNTIL YOU HAVE RECEIVED AND MEASURED YOUR VANITY.
 ALL DIMENSIONS ARE IN MILLIMETRES. DO NOT MEASURE FROM DRAWING.
 SPACE SAVER PLUMBING KIT INCLUDED TO CONCEAL PLUMBING BEHIND DRAWER. PLEASE NOTE THAT THE BOX TRAP IS NOT COMPATIBLE WITH ALL BASINS. RECOMMEND USING A SHORT TRAP FOR SEMI INSET BASINS.