

ROOM:

Tapware *shopping list*

Shopping for tapware can be confusing but it doesn't have to be.


We have put together this shopping list to help the process.

This shopping list is designed to be used once per a room*

**if you're doing 3 bathrooms, you will fill it out 3 times*

1. BREAK YOUR ROOM INTO ZONES; BASIN/VANITY, SHOWER, BATH, KITCHEN/LAUNDRY, DOORS & TOILET.
2. FILL IN EACH SECTION PER THE ZONE, ADDING THE QUANTITY REQUIRED.
3. WORK FROM LEFT TO RIGHT, THEN TOP TO BOTTOM.

COLOURS *pick your finish*




ANTIQUE
BRASS




CHROME



BRUSHED
BRASS



MATTE
BLACK




WARM
BRUSHED
NICKEL

Area: **Basin/Vanity**

Would you like an out of wall spout, or a short or tall basin mixer for your basin/vanity?

OUT OF WALL



How many?

WALL SPOUT

Quantity :

+

ROUND TAPS
Quantity :

WALL MIXER
Quantity :

CROSS TAPS
Quantity :

PROGRESSIVE MIXER
Quantity :

OUT OF VANITY



SHORT BASIN MIXER

Quantity :

OR



TALL BASIN MIXER

Quantity :

Add Ons...



HAND TOWEL HOLDER

Quantity :



TILE INSERT FLOOR WASTE

Quantity :



ROBE HOOK

Quantity :



POP UP WASTE -NO OVERFLOW

Quantity :



DOOR LOCK

Quantity :



DOOR HANDLE


Quantity :



POP UP WASTE - OVERFLOW

Quantity :

Area: **Shower**



COMBINATION SHOWER

Quantity :

+ PLUS: choose your tap type below



ROUND TAPS

Quantity :



WALL MIXER

Quantity :



CROSS TAPS

Quantity :



PROGRESSIVE MIXER

Quantity :



WALL SHOWER

Quantity :



ROUND TAPS

Quantity :



WALL MIXER

Quantity :



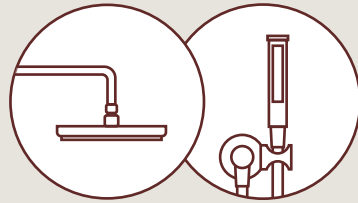
CROSS TAPS

Quantity :



PROGRESSIVE MIXER

Quantity :



WALL SHOWER SPRAYER

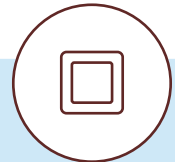
Quantity :



SHOWER DIVERTER

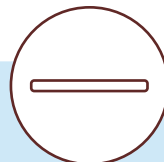
Quantity :

Add Ons...




TILE INSERT FLOOR WASTE

Quantity :



SHOWER SHELF

Quantity :



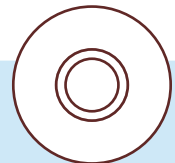
ROBE HOOK

Quantity :



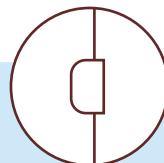
TOWEL RAIL

Quantity :



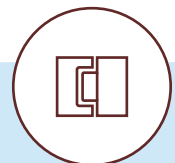
SHOWER DOOR HANDLE

Quantity :



SHOWER GLASS CLAMP

Quantity :



SHOWER HINGE GLASS TO GLASS

Quantity :

Area: **Bath**

Which of the below four types of spout would you like for your bath?



FREE STANDING SPOUT

Quantity :



ROUND TAPS

Quantity :



WALL MIXER

Quantity :



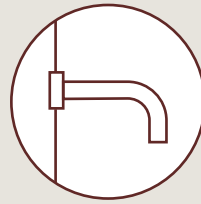
CROSS TAPS

Quantity :



PROGRESSIVE MIXER

Quantity :



WALL SPOUT

Quantity :



ROUND TAPS

Quantity :



WALL MIXER

Quantity :



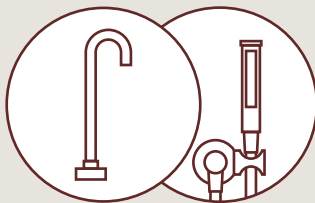
CROSS TAPS

Quantity :



PROGRESSIVE MIXER

Quantity :

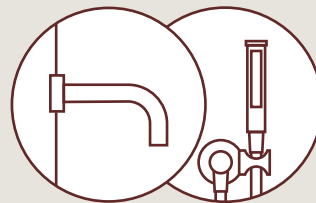


SHOWER DIVERTER

Quantity :

FREESTANDING SPOUT + SPRAYER

Quantity :



SHOWER DIVERTER

Quantity :

WALL SPOUT + SPRAYER

Quantity :


Add Ons...

Want to decorate? →



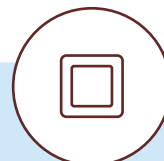
TOWEL RAIL

Quantity :



ROBE HOOK

Quantity :



TILE INSERT FLOOR WASTE

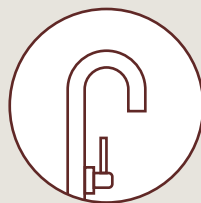
Quantity :

Area: *Kitchen & Laundry*



**PULLOUT
KITCHEN MIXER**

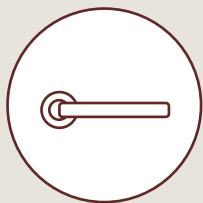
Quantity :



**ROUND
KITCHEN MIXER**

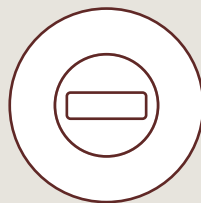
Quantity :

Area: *Doors*



DOOR HANDLE

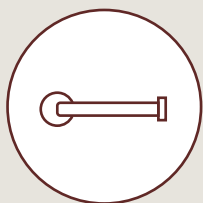
Quantity :



DOOR LOCK

Quantity :

Area: *Toilet*



**TOILET ROLL
HOLDER**

Quantity :

*Refreshingly
Simple Renovations*

**tile
cloud**