

ROOM:

# Tapware *shopping list*

Shopping for tapware can be confusing but it doesn't have to be.


We have put together this shopping list to help the process.

This shopping list is designed to be used once per a room\*

*\*if you're doing 3 bathrooms, you will fill it out 3 times*

1. BREAK YOUR ROOM INTO ZONES; BASIN/VANITY, SHOWER, BATH, KITCHEN/LAUNDRY, DOORS & TOILET.
2. FILL IN EACH SECTION PER THE ZONE, ADDING THE QUANTITY REQUIRED.
3. WORK FROM LEFT TO RIGHT, THEN TOP TO BOTTOM.

## COLOURS *pick your finish*



ANTIQUE  
BRASS




CHROME



BRUSHED  
BRASS



MATTE  
BLACK



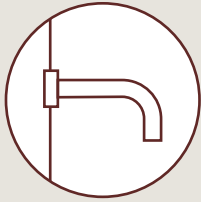
WARM  
BRUSHED  
NICKEL

tile  
cloud

# Area: **Basin/Vanity**

Would you like an out of wall spout, or a short or tall basin mixer for your basin/vanity?

## OUT OF WALL



*How many?*

### WALL SPOUT

Quantity :



#### ROUND TAPS

Quantity :



#### WALL MIXER

Quantity :



#### CROSS TAPS

Quantity :



#### PROGRESSIVE MIXER

Quantity :

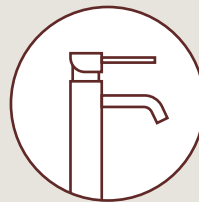
## OUT OF VANITY



### SHORT BASIN MIXER

Quantity :

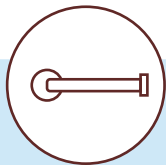
OR



### TALL BASIN MIXER

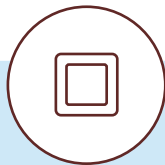
Quantity :

## Add Ons...



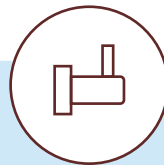
#### HAND TOWEL HOLDER

Quantity :



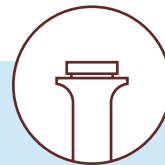
#### TILE INSERT FLOOR WASTE

Quantity :



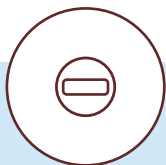
#### ROBE HOOK

Quantity :



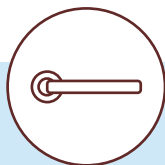
#### POP UP WASTE -NO OVERFLOW

Quantity :



#### DOOR LOCK

Quantity :



#### DOOR HANDLE


Quantity :



#### POP UP WASTE - OVERFLOW

Quantity :

# Area: **Shower**

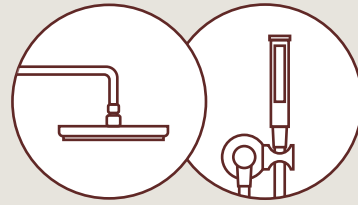


## COMBINATION SHOWER

Quantity :

+ PLUS: choose your tap type below

<p><b>ROUND TAPS</b> Quantity : <input type="text"/></p>	<p><b>WALL MIXER</b> Quantity : <input type="text"/></p>	<p><b>CROSS TAPS</b> Quantity : <input type="text"/></p>	<p><b>PROGRESSIVE MIXER</b> Quantity : <input type="text"/></p>
--------------------------------------------------------------	--------------------------------------------------------------	--------------------------------------------------------------	---------------------------------------------------------------------



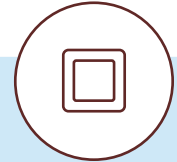
## WALL SHOWER SPRAYER

Quantity :

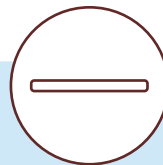


<p><b>SHOWER DIVERTER</b> Quantity : <input type="text"/></p>
-------------------------------------------------------------------


## Add Ons...



**TILE INSERT FLOOR WASTE**  
Quantity :



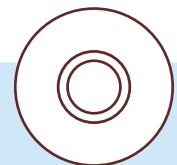
**SHOWER SHELF**  
Quantity :



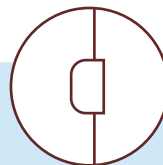
**ROBE HOOK**  
Quantity :



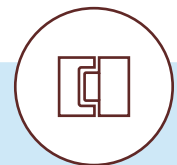
**TOWEL RAIL**  
Quantity :



**SHOWER DOOR HANDLE**  
Quantity :



**SHOWER GLASS CLAMP**  
Quantity :



**SHOWER HINGE GLASS TO GLASS**  
Quantity :



## WALL SHOWER

Quantity :



<p><b>ROUND TAPS</b> Quantity : <input type="text"/></p>	<p><b>WALL MIXER</b> Quantity : <input type="text"/></p>	<p><b>CROSS TAPS</b> Quantity : <input type="text"/></p>	<p><b>PROGRESSIVE MIXER</b> Quantity : <input type="text"/></p>
--------------------------------------------------------------	--------------------------------------------------------------	--------------------------------------------------------------	---------------------------------------------------------------------

# Area: **Bath**

Which of the below four types of spout would you like for your bath?



## FREE STANDING SPOUT

Quantity :

+


 <b>ROUND TAPS</b> Quantity : <input type="text"/>	 <b>WALL MIXER</b> Quantity : <input type="text"/>	 <b>CROSS TAPS</b> Quantity : <input type="text"/>	 <b>PROGRESSIVE MIXER</b> Quantity : <input type="text"/>
-------------------------------------------------------------------------------------------------------------------------------------------	-------------------------------------------------------------------------------------------------------------------------------------------	-------------------------------------------------------------------------------------------------------------------------------------------	--------------------------------------------------------------------------------------------------------------------------------------------------

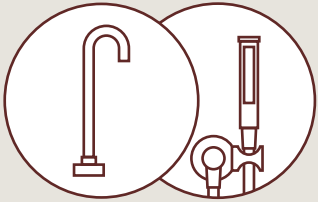


## WALL SPOUT

Quantity :

+


 <b>ROUND TAPS</b> Quantity : <input type="text"/>	 <b>WALL MIXER</b> Quantity : <input type="text"/>	 <b>CROSS TAPS</b> Quantity : <input type="text"/>	 <b>PROGRESSIVE MIXER</b> Quantity : <input type="text"/>
-------------------------------------------------------------------------------------------------------------------------------------------	---------------------------------------------------------------------------------------------------------------------------------------------	---------------------------------------------------------------------------------------------------------------------------------------------	----------------------------------------------------------------------------------------------------------------------------------------------------

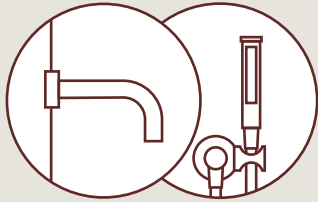


## FREESTANDING SPOUT + SPRAYER

Quantity :

+


  
**SHOWER DIVERTER**  
 Quantity :



## WALL SPOUT + SPRAYER

Quantity :

+

  
**SHOWER DIVERTER**  
 Quantity :

## Add Ons...

*Want to decorate?* →



### TOWEL RAIL

Quantity :



### ROBE HOOK

Quantity :



### TILE INSERT FLOOR WASTE

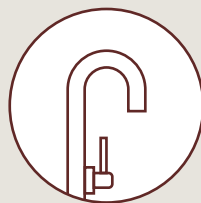
Quantity :

## Area: *Kitchen & Laundry*



**PULLOUT  
KITCHEN MIXER**

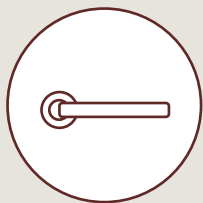
Quantity :



**ROUND  
KITCHEN MIXER**

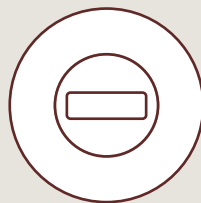
Quantity :

## Area: *Doors*



**DOOR HANDLE**

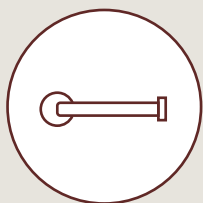
Quantity :



**DOOR LOCK**

Quantity :

## Area: *Toilet*



**TOILET ROLL  
HOLDER**

Quantity :

*Refreshingly  
Simple Renovations*

**tile  
cloud**