

COASTER[®]
FINE FURNITURE

900769

COAT RACK

**ASSEMBLY INSTRUCTIONS
COASTER FINE FURNITURE**



www.coastercompany.com


ASSEMBLY TIPS :

1. Remove hardware from box and sort by size.
2. Please check to see that all hardware and parts are present prior to start of assembly.
3. Please follow attached instructions in the same sequence as numbered to assure fast & easy assembly.







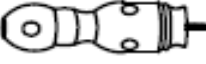




Warning!

1. Don't attempt to repair or modify parts that are broken or defective. Please contact the store immediately.
2. This product is for home use only and not intended for commercial establishments.

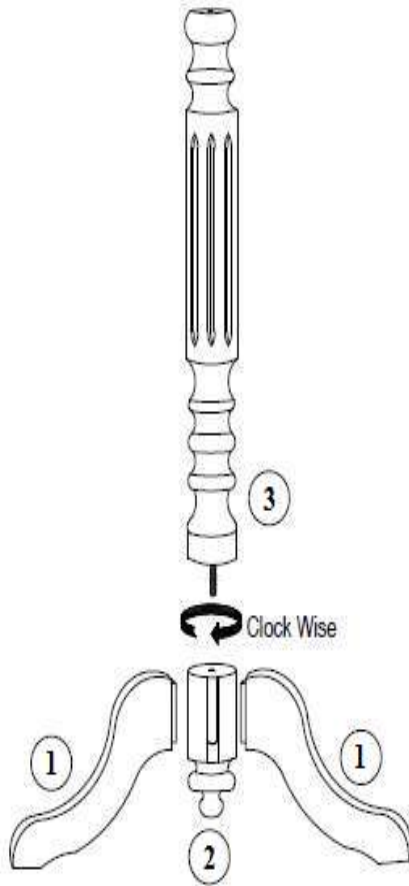


ASSEMBLY TIME	15 MINUTES
----------------------	-------------------

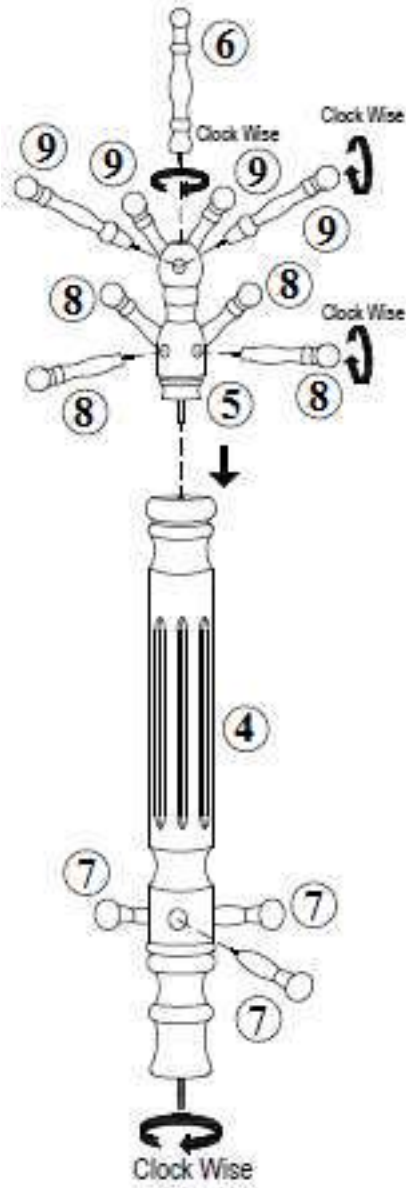
PARTS IDENTIFICATION

	PART NAME	FIGURE	QTY
1	LEG		3PCS
2	MOUNTING BRACKET		1PC
3	BOTTOM COLUMN		1PC
4	MIDDLE COLUMN		1PC
5	TOP COLUMN		1PC
6	FINIAL		1PC
7	SHORT SPINDLE		3PCS
8	MEDIUM SPINDLE		4PCS
9	LONG SPINDLE		4PCS

STEP 1



STEP 2



STEP 3
COMPLETE

