

COASTER®

Fine Furniture

600266

Chair

**ASSEMBLY INSTRUCTION
COASTER FINE FURNITURE**



www.coastercompany.com

2011/09/23

ASSEMBLY INSTRUCTION

ASSEMBLY TIPS :


1. Remove hardware from box and sort by size.
2. Please check to see that all hardware and parts are present prior to start of assembly.
3. Please follow attached instruction in the same sequence as numbered to assure fast & easy assembly.

▲ Warning !


1. Don't attempt to repair or modify parts that are broken or defective. Please contact the store immediately.
2. This product is for home use only and not intended for commercial establishment.

PARTS IDENTIFICATION

A: Back Cushion




B: Seat Frame



STEP 1

BACK

Each insert of back
embedded in base trench



Step 2

Recliner

