



360025

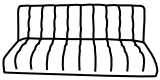





SOFA BED





ASSEMBLY INSTRUCTIONS




www.coastercompany.com

ASSEMBLY INSTRUCTION

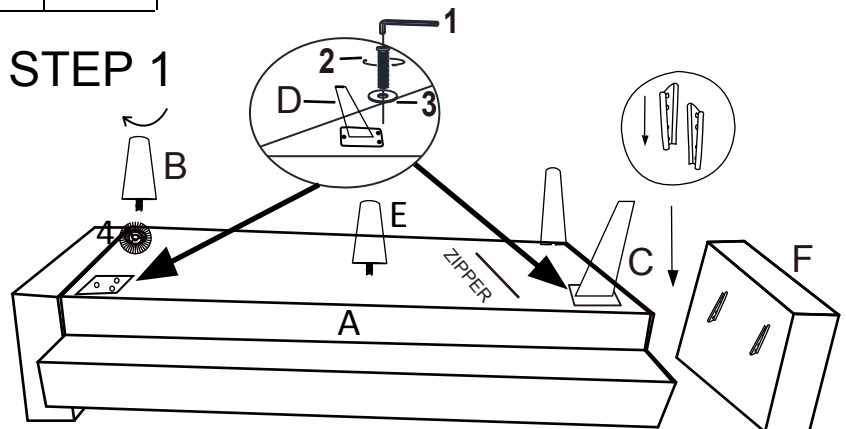
PARTS IDENTIFICATION			
A		Sofa bed	1pcs
B		Back Leg	2pcs
C		Front L-Leg	1pc
D		Front R-Leg	1pc
E		Mid Leg	1pcs
F		Arm	2pcs

Z	HARDWARE PACKAGE			
1		ALLEN WRENCH	1pcs	D4MM
2		BOLT	6pcs	6*20MM
3		WASHER	6pcs	8*19MM
4		PLASTIC WASHER	2pcs	D 50MM




ASSEMBLY TIME	10 MINUTES
---------------	------------

STEP 1



STEP 2



ASSEMBLY TIPS

1. Remove legs from box
2. Please check that all parts are present prior to start of assembly
3. Please follow attached instructions in the same sequence as numbered to assure fast & easy assembly