

COASTER® 300515F
FINE FURNITURE

FULL SIZE BED

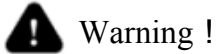
ASSEMBLY INSTRUCTIONS
COASTER FINE FURNITURE



www.coastercompany.com


ASSEMBLY TIPS:

1. Remove hardware from box and sort by size.
2. Please check to see that all hardware and parts are present prior to start of assembly.
3. Please follow attached instructions in the same sequence as numbered to assure fast & easy assembly.



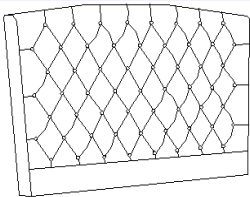


Warning !

1. Don't attempt to repair or modify parts that are broken or defective. Please contact the store immediately.
2. This product is for home use only and not intended for commercial establishment.






ASSEMBLY TIME 15 MINUTES

PARTS IDENTIFICATION


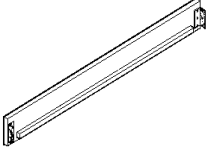
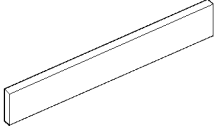


A		HEADBOARD	1PC
BL		LEFT WING	1PC
BR		RIGHT WING	1PC

HARDWARE IDENTIFICATION









1		5*23*67MM	ALLEN WRENCH	1 PC
2		Ø5/16 * Ø16 * Ø1.5 MM	FLAT WASHER	6 PCS
3		8*50MM	LONG BOLT	6 PCS

ALL ABOVE HARDWARE PACK IS LOCATED IN 300515FB1

PARTS IDENTIFICATION

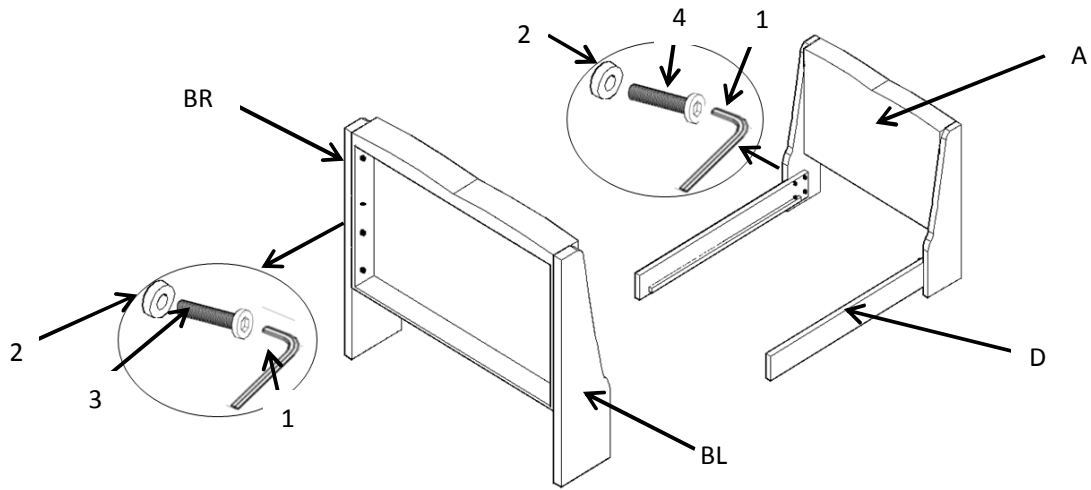
C		LEG	2 PCS
D		BED RAIL	2 PCS
E		FOOTBOARD	1 PC
F		SLAT	4 PCS
G		SUPPORT LEG	4 PCS

HARDWARE IDENTIFICATION

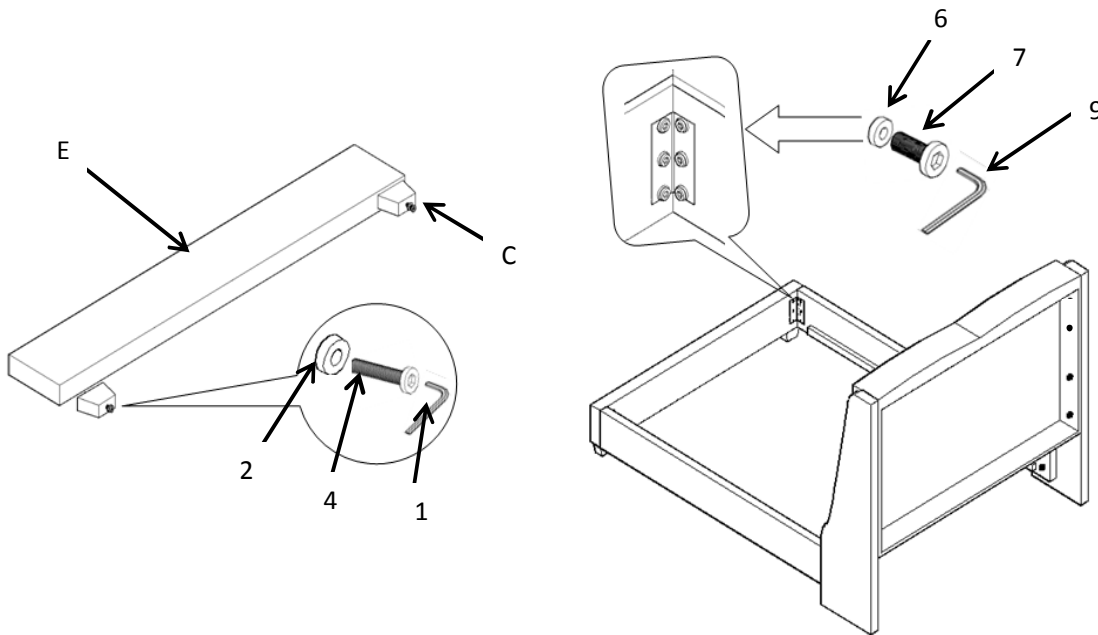
	DESCRIPTION	FIGURE	Q'TY
1	ALLEN WRENCH 5*23*67MM		1 PC
2	FLAT WASHER Ø5/16 * Ø16 * Ø1.5 MM		10 PCS
4	LONG BOLT 8*70MM		10 PCS
5	FOOTBOARD CORNER BRACKET		2 PCS
6	FLAT WASHER Ø6.5 * Ø19 * Ø2 MM		12 PCS
7	SHORT BOLT 6*25MM		12 PCS
8	WOOD SCREW		8 PCS
9	ALLEN WRENCH 4*23*60MM		1 PC

ALL ABOVE HARDWARE PACK IS LOCATED IN 300515FB2

STEP 1



STEP 2



STEP 3

