

**COASTER**<sup>®</sup>  
FINE FURNITURE

**130005**

**3 PCS DINING SET**

---

**ASSEMBLY INSTRUCTIONS**

**COASTER FINE FURNITURE**



**[www.coastercompany.com](http://www.coastercompany.com)**


**ASSEMBLY TIPS :**

1. Remove hardware from box and sort by size.
2. Please check to see that all hardware and parts are present prior to start of assembly.
3. Please follow attached instruction in the same sequence as numbered to assure fast & easy assembly.



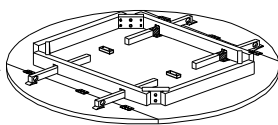
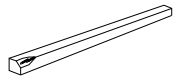
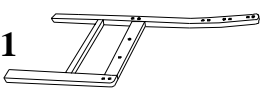
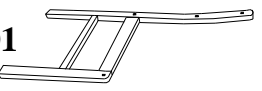
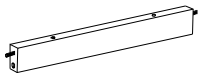



**Warning !**

1. Don't attempt to repair or modify parts that are broken or defective. Please contact the store immediately.
2. This product is for home use only and not intended for commercial establishment.












<b>ASSEMBLY TIME</b>	<b>60 MINUTES</b>
----------------------	-------------------

**PARTS IDENTIFICATION:**

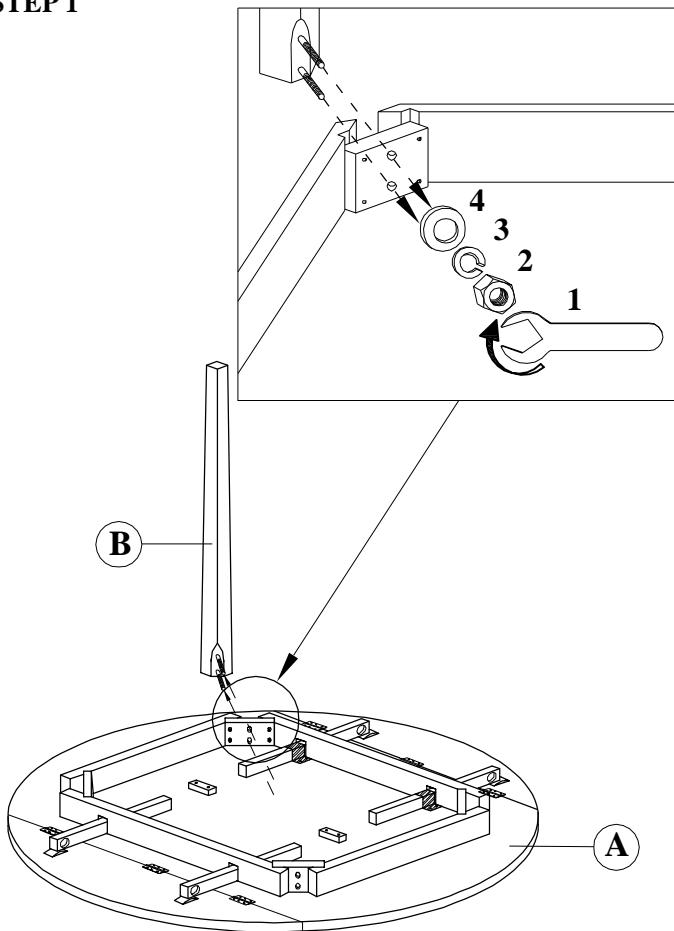
<b>A</b>		TABLE TOP	1PC
<b>B</b>		TABLE LEG	4PCS
<b>C1</b>		RIGHT LEG FRAME	2PCS
<b>D1</b>		LEFT LEG FRAME	2PCS
<b>E</b>		FRONT & BACK RAIL	4PCS
<b>F</b>		TOP & BOTTOM BACK SLAT	4PCS
<b>G</b>		MIDDLE BACK SLAT	2PCS
<b>H</b>		CUSHION SEAT	2PCS

**HARDWARE IDENTIFICATION:**

<b>1</b>		SPANNER	1PC
<b>2</b>		HEX NUT	8PCS
<b>3</b>		LOCK WASHER	8PCS
<b>4</b>		FLAT WASHER	8PCS
<b>5</b>		WRENCH	1PC
<b>6</b>		BOLT	16PCS
<b>7</b>		BARREL NUT	16PCS
<b>8</b>		PAN HEAD SCREW	8PCS
<b>9</b>		DOWEL	8PCS

**NOTE : PHILLIPS HEAD SCREW DRIVER IS REQUIRED IN THE ASSEMBLY PROCESS. HOWEVER, MANUFACTURER DOES NOT PROVIDE THIS ITEM.**

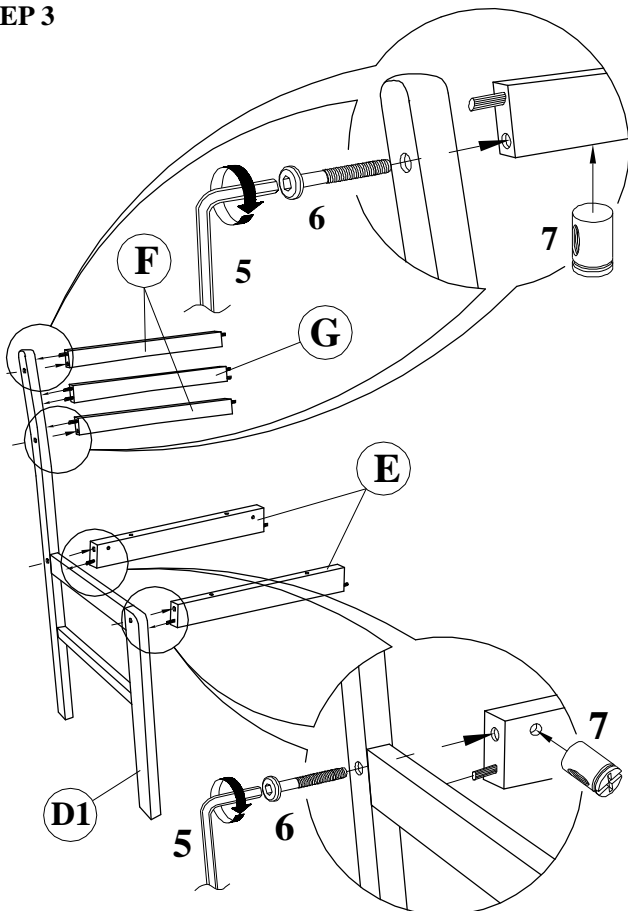
STEP 1



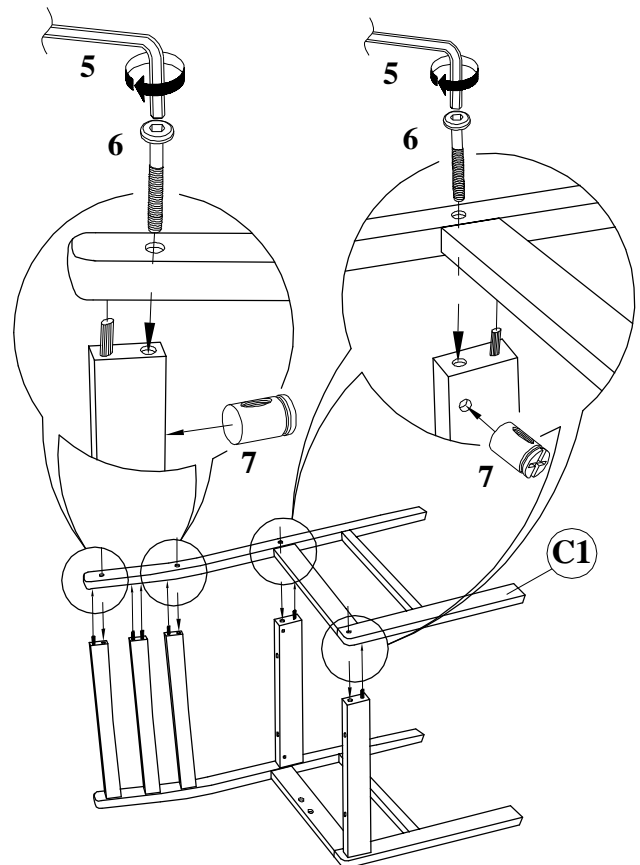
STEP 2



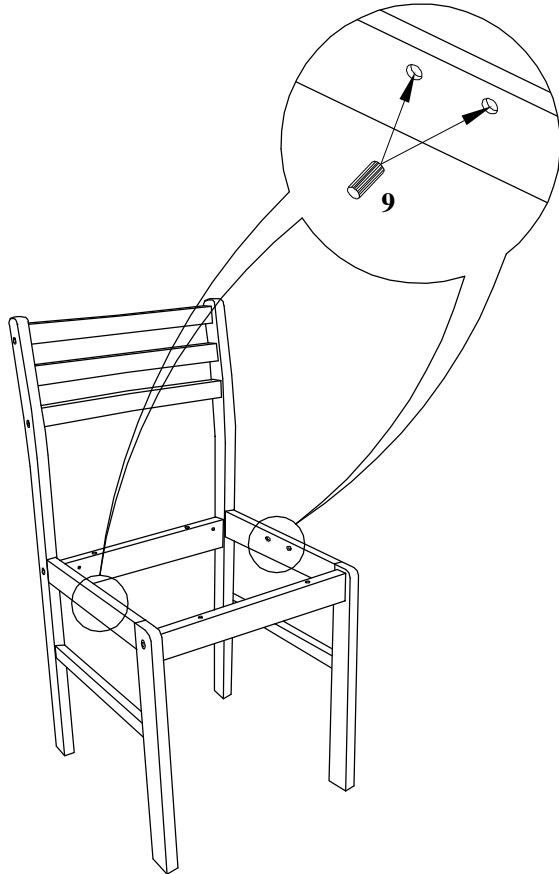
STEP 3



STEP 4



STEP 5



STEP 6

