

WILLOW

Corner Sofa with Rising Table, Bench and Stool



Box 1 of 3	Sofa Sections + Stools	Box 2 of 3	Table Base	Box 3 of 3	Table Top
-------------------	------------------------	-------------------	------------	-------------------	-----------

WHAT'S IN THE BOX

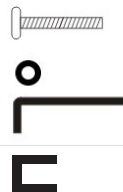
- 1* 2 Seater Sofa Section LHF Arm
- 1* Armless Chair
- 1* Armless Corner Section
- 1* 2 Seater Sofa Section RHF Arm
- 1* Dining Table / Glass
- 1* Stool & 1* Bench

CUSHIONS

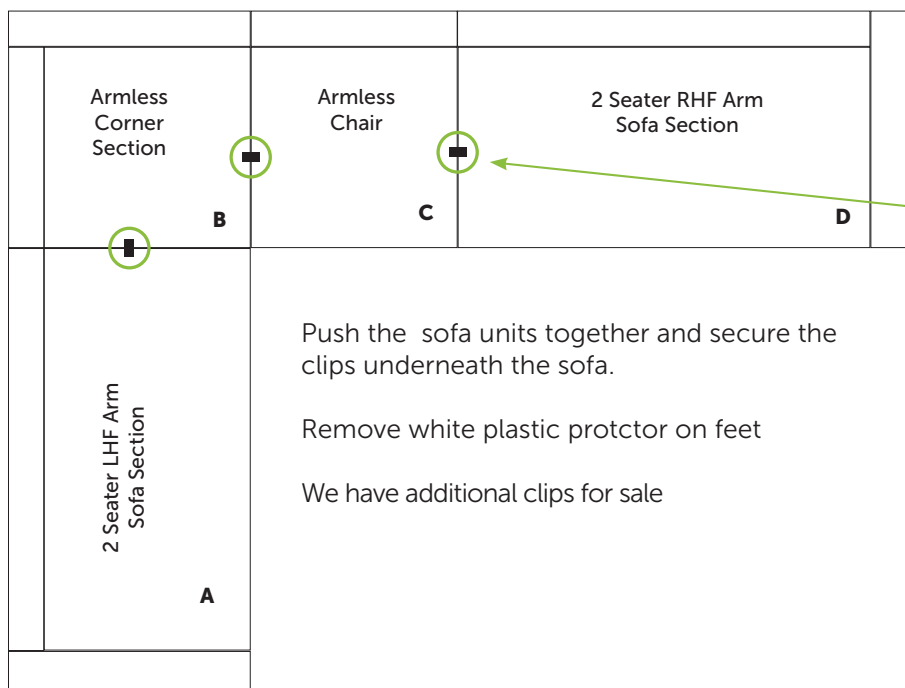
- 6* Seat Cushions
- 6* Large Back Cushions
- 1* Small Back Cushion
- 1* Bench Cushion
- 1* Stool Cushion
- Cushions inside the rattan frame

ACCESSORIES

- 4* Bolts M6*40mm
- 4* Washers
- Allen Key
- 3* Connecting clips

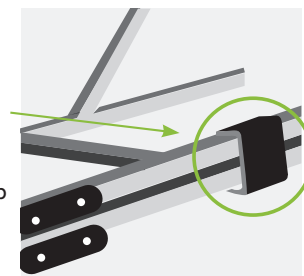


SOFA ASSEMBLY INSTRUCTIONS



CONNECTING CLIPS

Under the sofa

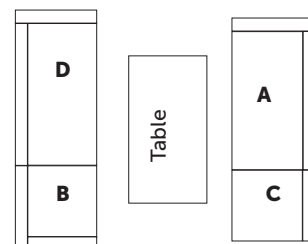
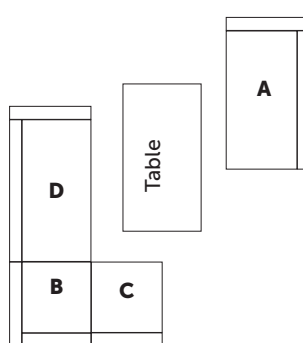
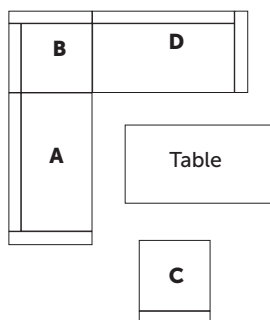
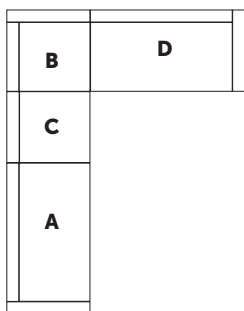


Push the sofa units together and secure the clips underneath the sofa.

Remove white plastic protector on feet

We have additional clips for sale








OTHER CONFIGURATION OPTIONS

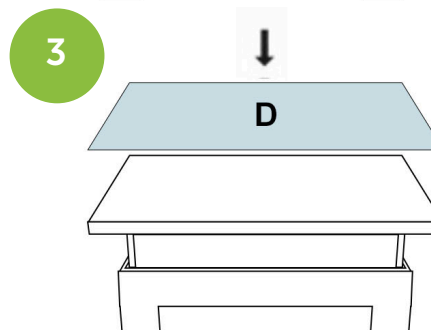
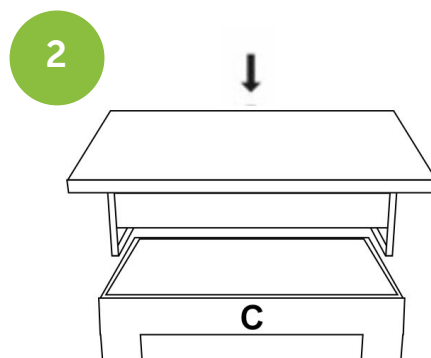
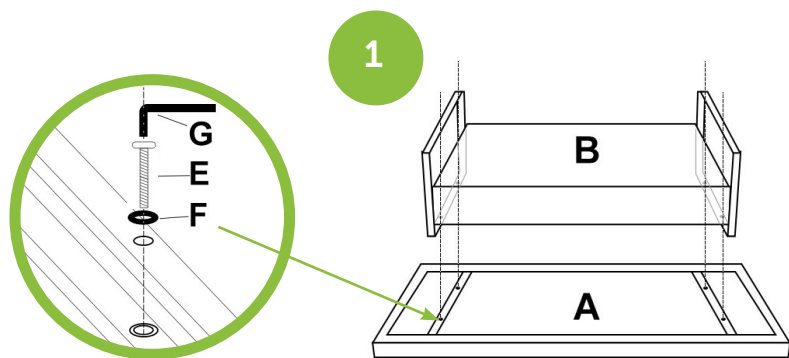



WILLOW

Corner Sofa with Rising Table, Bench and Stools


TABLE ASSEMBLY INSTRUCTIONS


Part	Picture	Qty	Part	Picture	Qty	Part	Picture	Qty	Part	Picture	Qty
A	 Table Top	1PC	C	 Baseframe	1PC	E		4PC	G		1PC
B	 Table Top Frame	1PC	D	 Glass	1PC	F		4PC			






Cushions should be stored dry when the set is not in use. The life span of your cushions will reduce significantly if they are left exposed to the elements.





Keep your garden set away from sources of extreme heat and naked flames. This includes direct sunlight and firepits.



Please check our website for all your Care Instruction.

Leave us a review