



HINGE FITTING GUIDE

Included in your hinge pack:



It is advised to screw in the circled screw slightly and slide the plate out to it's half-way point before hanging the door(s)

Push the button at the back to unclip the hinge plate from the hinge




The hinge will now be in 2 parts:



Slot the hinge into the circular hole in the door and use the screw provided to fasten them together.

With the raised part of the hinge plate (circled) aiming towards the back of the cabinet, position the plate onto the pre-drilled holes on your carcass sides and screw them in.



With the hinge pieces screwed onto the door and the carcass side panel(s), line the doors hinges up with the hinge plates and hook the hinge into the plate slots, clicking them in place.