

# INSTALLATION INSTRUCTIONS



## VIGILENSE™ BLOCKAGE SENSOR

The Vigilense™ Blockage Sensor detects the flow of material and is designed for ease of installation across many seeding and material detection applications. The Vigilense can replace existing sensors that sense material detection via a drilled hole or a flow-thru style.

Three sizes of sensors are available to be used with a variety of diameter hose sizes:

- 25 mm (1") inner diameter
- 32 mm (1.25") inner diameter
- 45 mm (1.75") inner diameter

For new installations, lay harnessing on the implement to determine exact location to install sensor. Avoid pinch points in folding or moving parts and allow enough slack to retain harnessing.

*NOTE: For flow-thru type sensors (Recon, High Rate Grain Drill), remove existing sensor from hose and skip to step 3.*

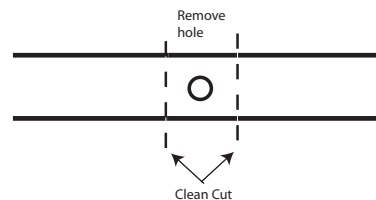
**To replace existing sensors that detect material flow via a drilled hole, i.e. Recon II:**

1. Remove existing sensor from hose.
2. Cut hose on each side of the drill hole.

**IMPORTANT: Cut hose as clean and straight as possible for a tight fit against the sensor internal stops and to eliminate potential air leakage.**

**Figure 1**

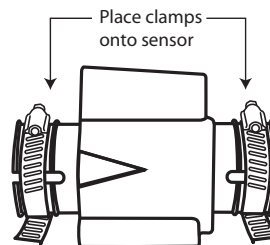
**Remove Drill Hole from Hose**



3. Place clamps onto sensor couplers.

**Figure 2**

**Attach Clamps**



4. Position sensor so that the arrows on the sensor face the direction of the downstream material flow (Figure 3).
5. Push hoses into sensor flow openings until flush against the sensor internal stops (Figure 3).

# INSTALLATION INSTRUCTIONS

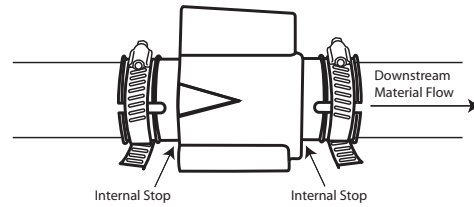
---



**Figure 3**

**Sensor Direction**

---

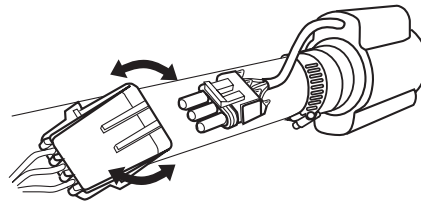


6. Tighten sensor clamps to secure to hose using a minimum torque of 24 in\*lbs (2.7 N\*m).
7. Connect sensor connector to harness.

**Figure 4**

**Attach Harness**

---

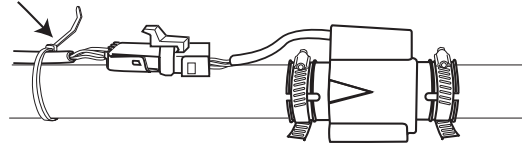


8. Secure harness with a tie strap within 4" (12 cm) of the connector.
9. Trim tie bands.

**Figure 5**

**Secure Harness**

---



For assistance, contact DICKEY-john Technical Support at 1-800-637-3302.

Specifications subject to change without notice.  
© 2008 DICKEY-john Corporation