



NO: 71191
ISSUED: SEPT. 12, 2001
REVISED: FEB. 13, 2003



HOSHIZAKI
STACKABLE CRESCENT CUBER

MODEL KM-1300SAH
KM-1300SWH
KM-1300SRH
KM-1300SAH3
KM-1300SWH3
KM-1300SRH3

PARTS LIST

KM-1300SAH	L-0	May 2001
	M-0	Jan., 2002
	M-1	Feb., 2002
	M-2	May 2002
	N-0	Dec., 2002
KM-1300SAH3	L-0	May 2001
	M-0	Dec., 2001
	M-1	Feb., 2002
	M-2	July 2002
KM-1300SWH	L-0	June 2001
	M-0	Dec., 2001
	M-1	March 2002
	M-2	April 2002
	M-3	June 2002
	N-0	Dec., 2002
KM-1300SWH3	L-0	June 2001
	M-0	April 2002
	M-1	June 2002
	N-0	Dec., 2002
KM-1300SRH	L-0	May 2001
	M-0	Dec., 2001
	M-1	April 2002
	M-2	May 2002
	N-0	Dec., 2002
KM-1300SRH3	L-0	May 2001
	M-0	Dec., 2001
	M-1	Feb., 2002
	M-2	May 2002
	N-0	Dec., 2002

MATERIAL ABBREVIATIONS

ALUMINUM

AL = Aluminum

COPPER

CU = Copper

PLASTIC

ABS = Acrylonitrile -butadiene - styrene
 AC = Polyacetal
 EVA = Ethylene vinyl acetate
 PA = Polyamide = Nylon
 PC = Polycarbonate
 PE = Polyethylene
 PES = Polyester
 PETP = Polyethylene terephthalate = Tetlon
 PP = Polypropylene
 PS = Polystyrene
 PTFE = Polytetrafluoroethylene = Teflon
 PUR = Polyurethane
 PVC = Polyvinyl chloride

RUBBER

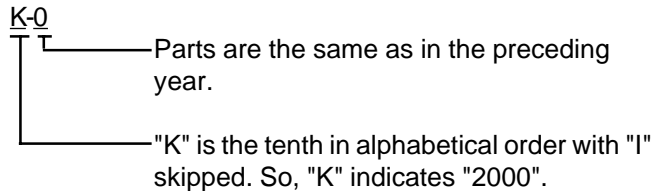
VN = Vinyl Nitrile
 EPDM = EP rubber
 NBR = Nitrile butadiene rubber
 NR = Natural rubber
 NP = Neoprene
 SI.R = Silicone rubber
 SY.R = Synthetic rubber
 EPH = Epichlorohydrin

STEEL

GS = Galvanized steel
 SS = Stainless steel
 PS = Plated steel
 PAS = Primed steel

AUXILIARY CODE

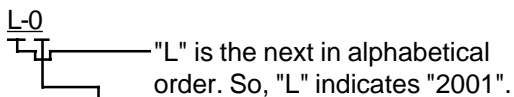
Ex.1



(Note) - = Part deleted.

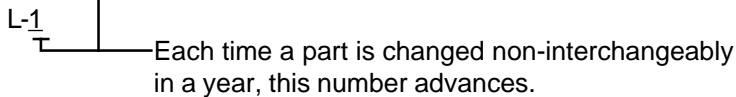
x = Part deleted and replaced by "o" (interchangeable) part.

Ex.2



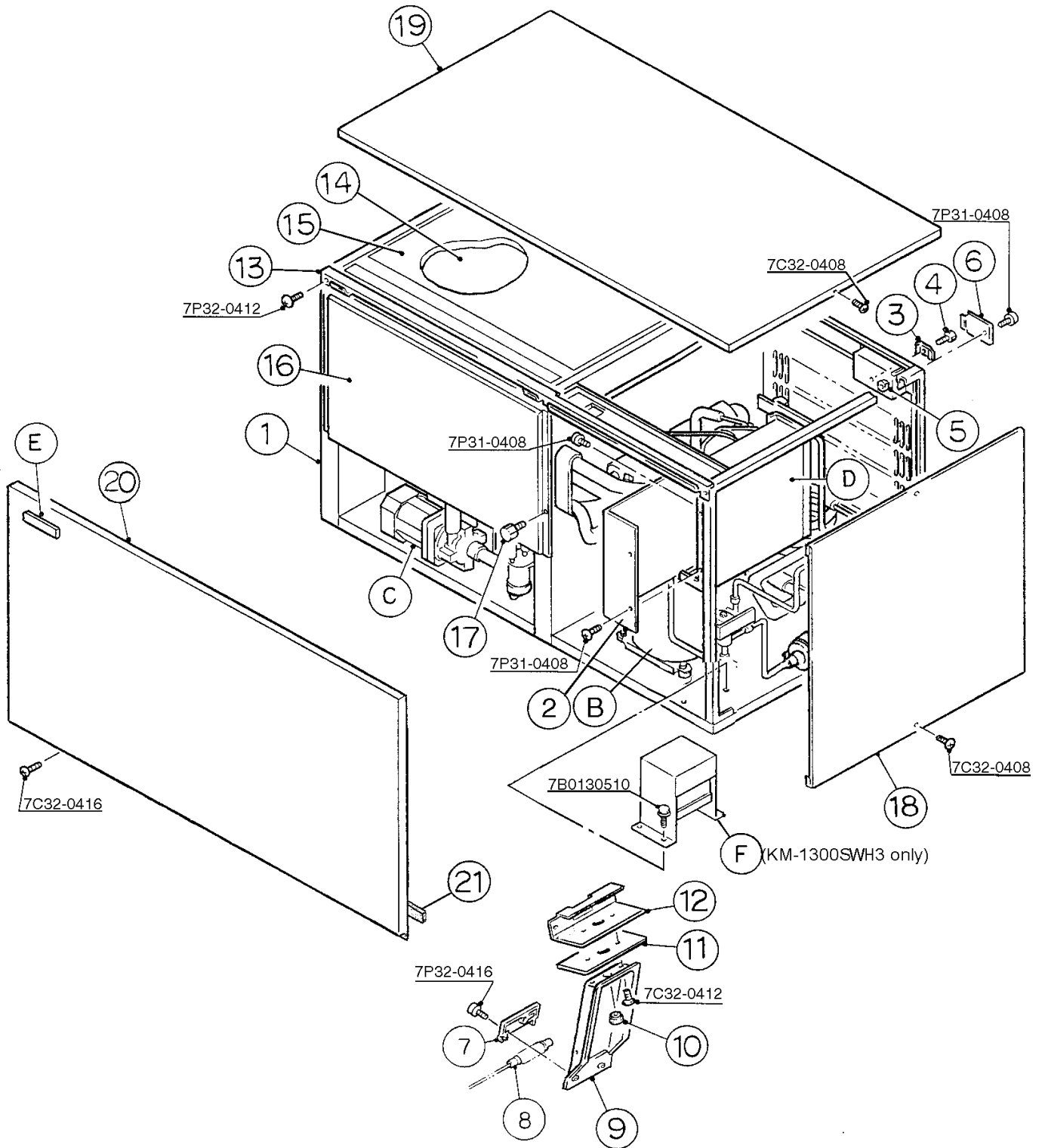
o = New part for "x" in the same auxiliary code.

Ex.3



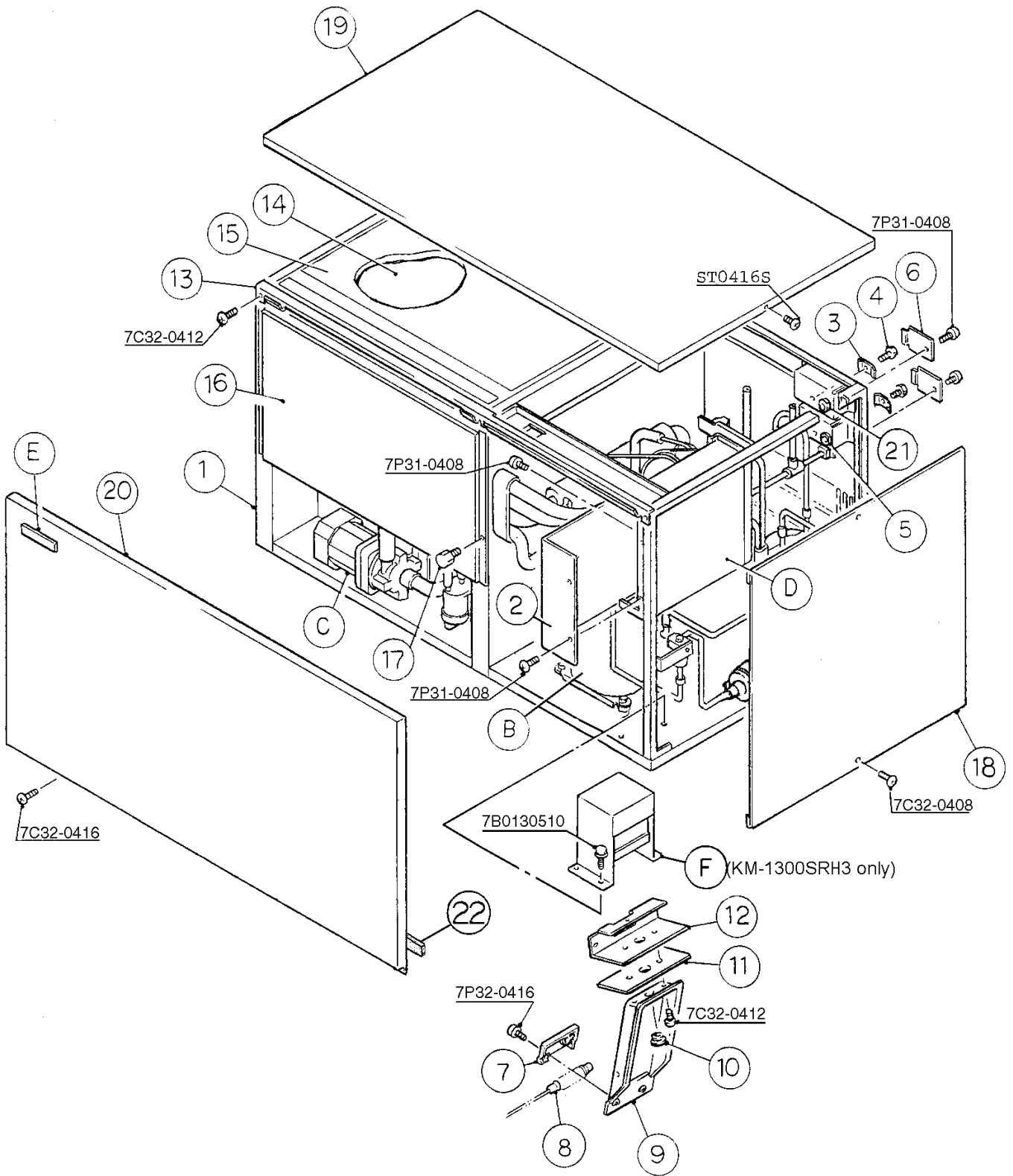
MODEL: KM-1300SAH TITLE: A. ICE CUBER ASSEMBLY									
INDEX NO.	DESCRIPTION	MATERIAL OR MODEL NUMBER	PART NUMBER	REQUIRED NUMBER					
				L-0	M-0	M-1- M10267B	M10667E- M-2	N-0	
B	REFRIGERATION CIRCUIT	-	1A0207A01	1	1	x1			
		-	1A0207A05			o1	1	1	
C	WATER CIRCUIT	-	105109A04	1	1	1	1	1	
D	CONTROL BOX ASSEMBLY	-	2A2287A01	1	1	1	-		
		-	2A2522A01				1	1	
	T2 SCREW	Zinc, 4X8	7P31-0408	3	3	3	3	3	
E	LABEL LOCATION	-	2A2227A01	1	1	1	-	1	
		-	2A2529A01				1	1	
1	EVAPORATOR CASE	-	1A0603G01	1	1	1	1	1	
2	CONTROL BOX COVER	GS	3A0174-01	1	1	1	-		
		GS	3A2386-01				1	1	
	T2 SCREW	Zinc, 4X8	7P31-0408	3	3	3	3	3	
3	SQUARE WASHER	BRASS	433537-02	1	1	1	1	1	
4	SCREW - GROUNDING	BRASS	433304-02	1	1	1	1	1	
5	BUSHING	SR-34-2	420472-05	1	1	1	1	1	
6	JUNCTION BOX COVER	GS	433410-01	1	1	1	1	1	
		T2 SCREW	Zinc, 4X8	7P31-0408	1	1	1	1	1
7	BULB HOLDER	ABS	328919-01	1	1	1	1	1	
		T2 SCREW	SS, 4X16	7P32-0416	2	2	2	2	2
8	SPACER	PE	443545-01	1	1	1	2	2	
		BULB HOLDER (C)	ABS	216340G01	1	1	1	1	1
	TRUSS HEAD SCREW	SS, 4X12	7C32-0412	2	2	2	2	2	
10	CAPILLARY RING	EP RUBBER	425307-01	1	1	1	1	1	
11	SPACER	ABS	439727-01	1	1	1	1	1	
12	BULB HOLDER (D)	GS	328742-01	1	1	1	1	1	

MODEL: KM-1300SAH3 TITLE: A. ICE CUBER ASSEMBLY										
INDEX NO.	DESCRIPTION	MATERIAL OR MODEL NUMBER	PART NUMBER	REQUIRED NUMBER						
				L-0	M-0	M-1	M-2	N-0		
B	REFRIGERATION CIRCUIT	-	1A0207A02	1	1	x1				
		-	1A0207A06			o1	1	1		
C	WATER CIRCUIT	-	105109A04	1	1	1	1	1		
D	CONTROL BOX ASSEMBLY	-	2A1122A03	1	1	1	-			
		-	2A2527A01				1	1		
	T2 SCREW	Zinc, 4X8	7P31-0408	3	3	3	3	3		
E	LABEL LOCATION	-	2A1049A02	1	1	1	-			
		-	2A2529A02				1	1		
F	TRANSFORMER BOX ASSEMBLY	-	3A1102A01	1	1	1	1	1		
	HEX HEAD BOLT W/WASHER	5X10	7B0130510	4	4	4	4	4		
1	EVAPORATOR CASE	-	1A0603G01	1	1	1	1	1		
2	CONTROL BOX COVER	GS	3A0174-01	1	1	1	-			
		GS	3A2386-01				1	1		
	T2 SCREW	Zinc, 4X8	7P31-0408	3	3	3	3	3		
3	SQUARE WASHER	BRASS	433537-02	1	1	1	1	1		
4	SCREW - GROUNDING	BRASS	433304-02	1	1	1	1	1		
5	BUSHING	SR-34-2	420472-05	1	1	1	1	1		
6	JUNCTION BOX COVER	GS	433410-01	1	1	1	1	1		
	T2 SCREW	Zinc, 4X8	7P31-0408	1	1	1	1	1		
7	BULB HOLDER	ABS	328919-01	1	1	1	1	1		
8	SPACER	PE	443545-01	1	1	1	2	2		
9	BULB HOLDER (C)	ABS	216340G01	1	1	1	1	1		
	TRUSS HEAD SCREW	SS, 4X12	7C32-0412	2	2	2	2	2		
10	CAPILLARY RING	EP RUBBER	425307-01	1	1	1	1	1		
11	SPACER	ABS	439727-01	1	1	1	1	1		
12	BULB HOLDER (D)	GS	328742-01	1	1	1	1	1		
	T2 SCREW	SS, 4X16	7P32-0416	2	2	2	2	2		



MODEL: KM-1300SWH TITLE: A. ICE CUBER ASSEMBLY										
INDEX NO.	DESCRIPTION	MATERIAL OR MODEL NUMBER	PART NUMBER	REQUIRED NUMBER						
				L-0	M-0	M-1	M-2	M-3	N-0	
B	REFRIGERATION CIRCUIT	-	1A0259A01	1	1	x1				
		-	1A0259A04			o1	-			
		-	1A0682A01				1	1	1	
C	WATER CIRCUIT	-	105109A04	1	1	1	1	1	1	
D	CONTROL BOX ASSEMBLY	-	2A2287A01	1	1	1	1	-		
		-	2A2522A01					1	1	
	T2 SCREW	4X8	7P31-0408	3	3	3	3	3	3	
E	LABEL LOCATION	-	2A2228A01	1	1	1	-			
		-	2A2228A03				1	-		
		-	2A2530A01					1	1	
1	EVAPORATOR CASE	-	1A0603G02	1	1	1	-			
		-	1A0603G09				1	1	1	
2	CONTROL BOX COVER	GS	3A0174-01	1	1	1	1	-		
		GS	3A2386-01					1	1	
	T2 SCREW	4X8	7P31-0408	3	3	3	3	3	3	
3	SQUARE WASHER	BRASS	433537-02	1	1	1	1	1	1	
4	SCREW - GROUNDING	BRASS	433304-02	1	1	1	1	1	1	
5	BUSHING	SR-30-1	420472-05	1	1	1	1	1	1	
6	JUNCTION BOX COVER	GS	433410-01	1	1	1	1	1	1	
	T2 SCREW	4X8	7P31-0408	1	1	1	1	1	1	
7	BULB HOLDER	ABS	328919-01	1	1	1	1	1	1	
	T2 SCREW	4X16, SS	7P32-0416	2	2	2	2	2	2	
8	SPACER	PE	443545-01	1	1	1	1	2	2	
9	BULB HOLDER (C)	ABS	216340G01	1	1	1	1	1	1	
	TRUSS HEAD SCREW	4X12, SS	7C32-0412	2	2	2	2	2	2	
10	CAPILLARY RING	EP RUBBER	425307-01	1	1	1	1	1	1	
11	SPACER	ABS	439727-01	1	1	1	1	1	1	
12	BULB HOLDER (D)	GS	328742-01	1	1	1	1	1	1	

MODEL: KM-1300SWH3 TITLE: A. ICE CUBER ASSEMBLY										
INDEX NO.	DESCRIPTION	MATERIAL OR MODEL NUMBER	PART NUMBER	REQUIRED NUMBER						
				L-0	M-0	M-1	N-0			
B	REFRIGERATION CIRCUIT	-	1A0259A02	x1						
			1A0259A05	o1	-					
			1A0682A02		1	1	1			
C	WATER CIRCUIT	-	105109A04	1	1	1	1			
D	CONTROL BOX ASSEMBLY	-	2A1122A03	1	1	-				
		-	2A2527A01			1	1			
	T2 SCREW	4X8	7P31-0408	3	3	3	3			
E	LABEL LOCATION	-	2A228A02	1	-					
		-	2A2228A04		1	-				
		-	2A2530A02			1	1			
F	TRANSFORMER BOX ASSEMBLY	-	3A1102A01	1	1	1	1			
	HEX HEAD BOLT W/WASHER	5X10	7B0130510	4	4	4	4			
1	EVAP. CASE	-	1A0603G02	1	-					
		-	1A0603G09		1	1	1			
2	CONTROL BOX COVER	GS	3A0174-01	1	1	-				
		GS	3A2386-01			1	1			
	T2 SCREW	4X8	7P31-0408	3	3	3	3			
3	SQUARE WASHER	BRASS	433537-02	1	1	1	1			
4	SCREW - GROUNDING	BRASS	433304-02	1	1	1	1			
5	BUSHING	SR-30-1	420472-05	1	1	1	1			
6	JUNCTION BOX COVER	GS	433410-01	1	1	1	1			
	T2 SCREW	4X8	7P31-0408	1	1	1	1			
7	BULB HOLDER	ABS	328919-01	1	1	1	1			
	T2 SCREW	4X16, SS	7P32-0416	2	2	2	2			
8	SPACER	PE	443545-01	1	1	2	2			
9	BULB HOLDER (C)	ABS	216340G01	1	1	1	1			
	TRUSS HEAD SCREW	4X12, SS	7C32-0412	2	2	2	2			
10	CAPILLARY RING	EP RUBBER	425307-01	1	1	1	1			



MODEL: KM-1300SRH TITLE: A. ICE CUBER ASSEMBLY									
INDEX NO.	DESCRIPTION	MATERIAL OR MODEL NUMBER	PART NUMBER	REQUIRED NUMBER					
				L-0	M-0	M10661D M10760D	M10761E- M-2	N-0	
B	REFRIGERATION CIRCUIT	-	1A0212A01	1	1	x1			
		-	1A0212A04			o1	1	1	
C	WATER CIRCUIT	-	105109A04	1	1	1	1	1	
D	CONTROL BOX ASSEMBLY	-	2A1081A02	1	-				
		-	2A2287A01		1	1	-		
		-	2A2522A01				1	1	
	T2 SCREW	4X8	7P31-0408	3	3	3	3	3	
E	LABEL LOCATION	-	2A2229A01	1	1	1	-		
		-	2A2531A01				1	1	
1	EVAPORATOR CASE	-	1A0603G03	1					
2	CONTROL BOX COVER	GS	3A0174-01	1	1	1	-		
		GS	3A2386-01				1	1	
	T2 SCREW	4X8	7P31-0408	3	3	3	3	3	
3	SQUARE WASHER	BRASS	433537-02	2	2	2	2	2	
4	SCREW - GROUNDING	BRASS	433304-02	2	2	2	2	2	
5	BUSHING	SR-30-1	420472-03	1	1	1	1	1	
6	JUNCTION BOX COVER	GS	433410-01	2	2	2	2	2	
	T2 SCREW	4X8	7P31-0408	2	2	2	2	2	
7	BULB HOLDER	ABS	328919-01	1	1	1	1	1	
	T2 SCREW	4X16, SS	7P32-0416	2	2	2	2	2	
8	SPACER	PE	443545-01	1	1	1	2	2	
9	BULB HOLDER (C)	ABS	216340G01	1	1	1	1	1	
	TRUSS HEAD SCREW	4X12, SS	7C32-0412	2	2	2	2	2	
10	CAPILLARY RING	EP RUBBER	425307-01	1	1	1	1	1	
11	SPACER	ABS	439727-01	1	1	1	1	1	
12	BULB HOLDER (D)	GS	328742-01	1	1	1	1	1	

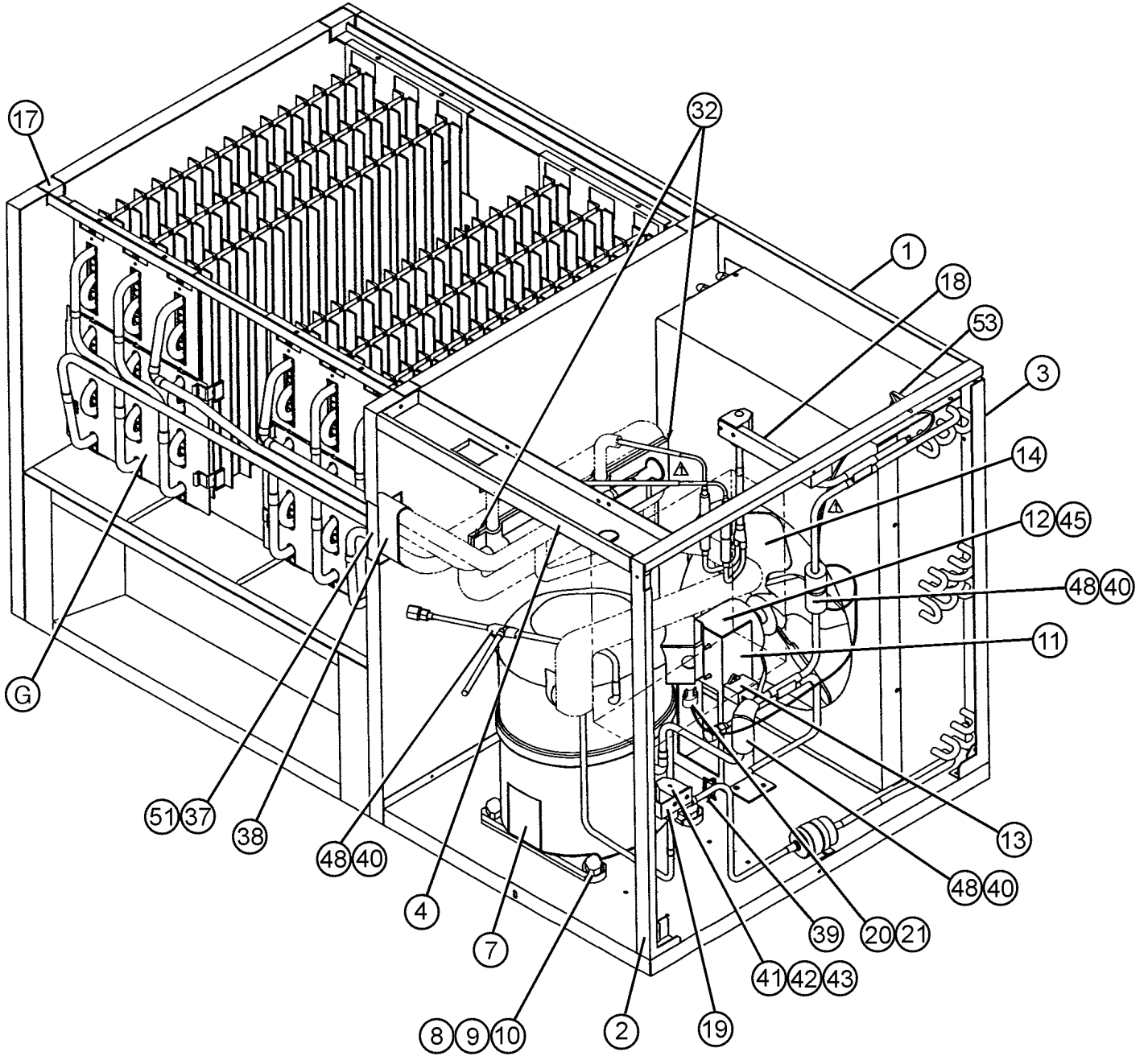
MODEL: KM1300SRHB TITLE: A ICE CUBER ASSEMBLY											
INDEX NO.	DESCRIPTION	MATERIAL OR MODEL NUMBER	PART NUMBER	REQUIRED NUMBER							
				L-0	M-0	M-1	M-2	N-0			
B	REFRIGERATION CIRCUIT	-	1A0212A02	1	1	x1					
		-	1A0212A02			o1	1	1			
C	WATER CIRCUIT	-	105109A04	1	1	1	1	1			
D	CONTROL BOX ASSEMBLY	-	2A1122A03	1	1	1	-				
		-	2A2527A01				1	1			
	T2 SCREW	4X8	7P31-0408	3	3	3	3	3			
E	LABEL LOCATION	-	2A2229A02	1	1	1	-				
		-	2A2531A02				1	1			
F	TRANSFORMER BOX ASSEMBLY	-	3A1102A01	1	1	1	1	1			
			HEX HEAD BOLT W WASHER	5X10	7B0130510	4	4	4	4	4	
1	EVAPORATOR CASE	-	1A0603G03	1	1	1	1	1			
2	CONTROL BOX COVER	GS	3A0174-01	1	1	1	-				
		GS	3A2386-01				1	1			
	T2 SCREW	4X8	7P31-0408	3	3	3	3	3			
3	SQUARE WASHER	BRASS	433537-02	2	2	2	2	2			
4	SCREW- GROUNDING	BRASS	433304-02	2	2	2	2	2			
5	BUSHING	SR-30-1	420472-03	1	1	1	1	1			
6	JUNCTION BOX COVER	GS	433410-01	2	2	2	2	2			
			T2 SCREW	4X8	7P31-0408	2	2	2	2	2	
7	BULB HOLDER	ABS	328919-01	1	1	1	1	1			
			T2 SCREW	4X16, SS	7P32-0416	2	2	2	2	2	

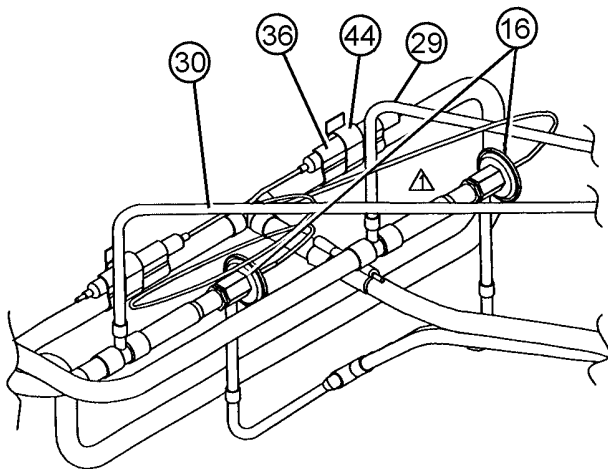
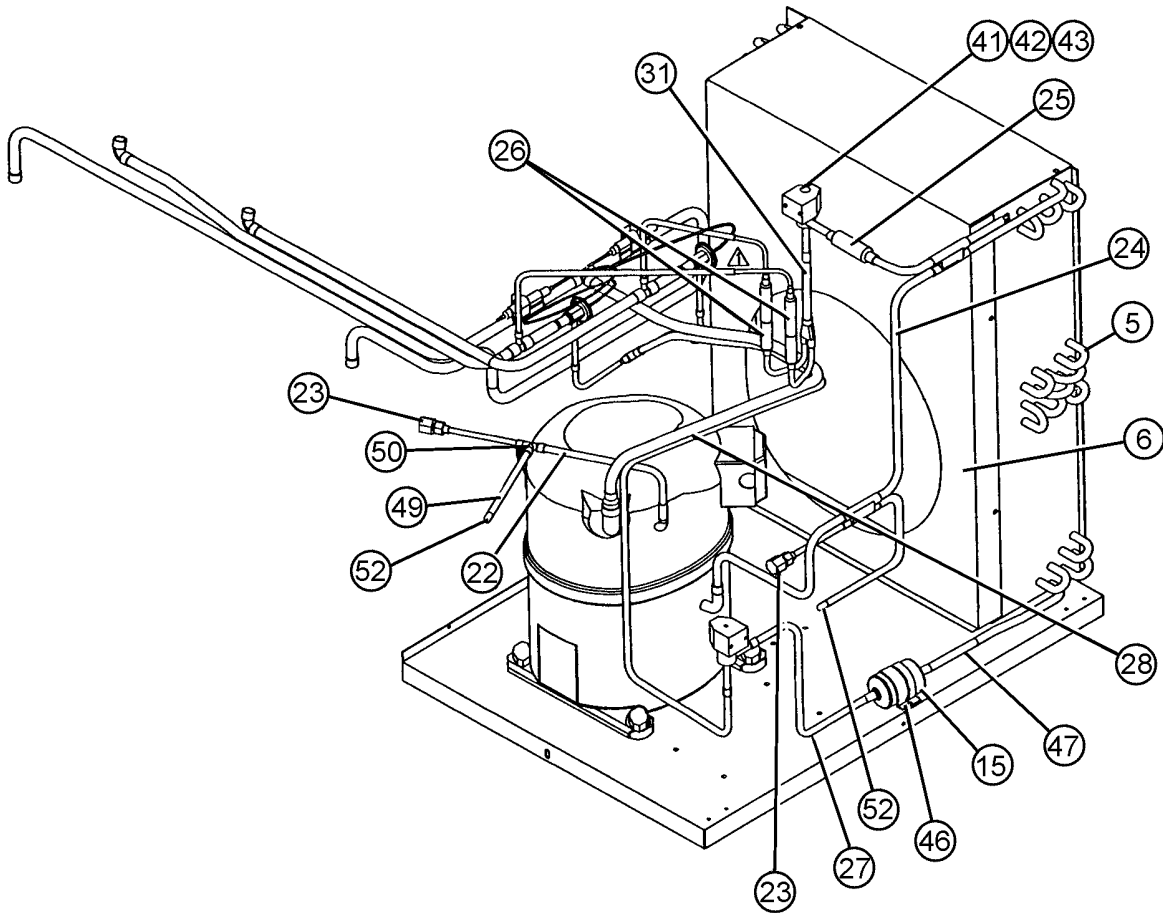
HA

KM-1300SAH, KM-1300SAH3

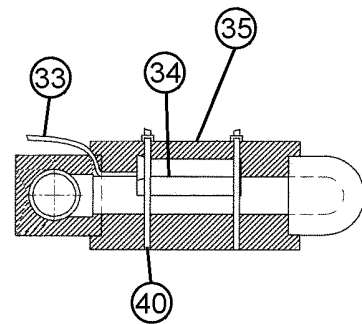
B. REFRIGERATION CIRCUIT (1/2)

L-0, M-0, M-1, M-2, N-0





DETAILED EXPANSION VALVE

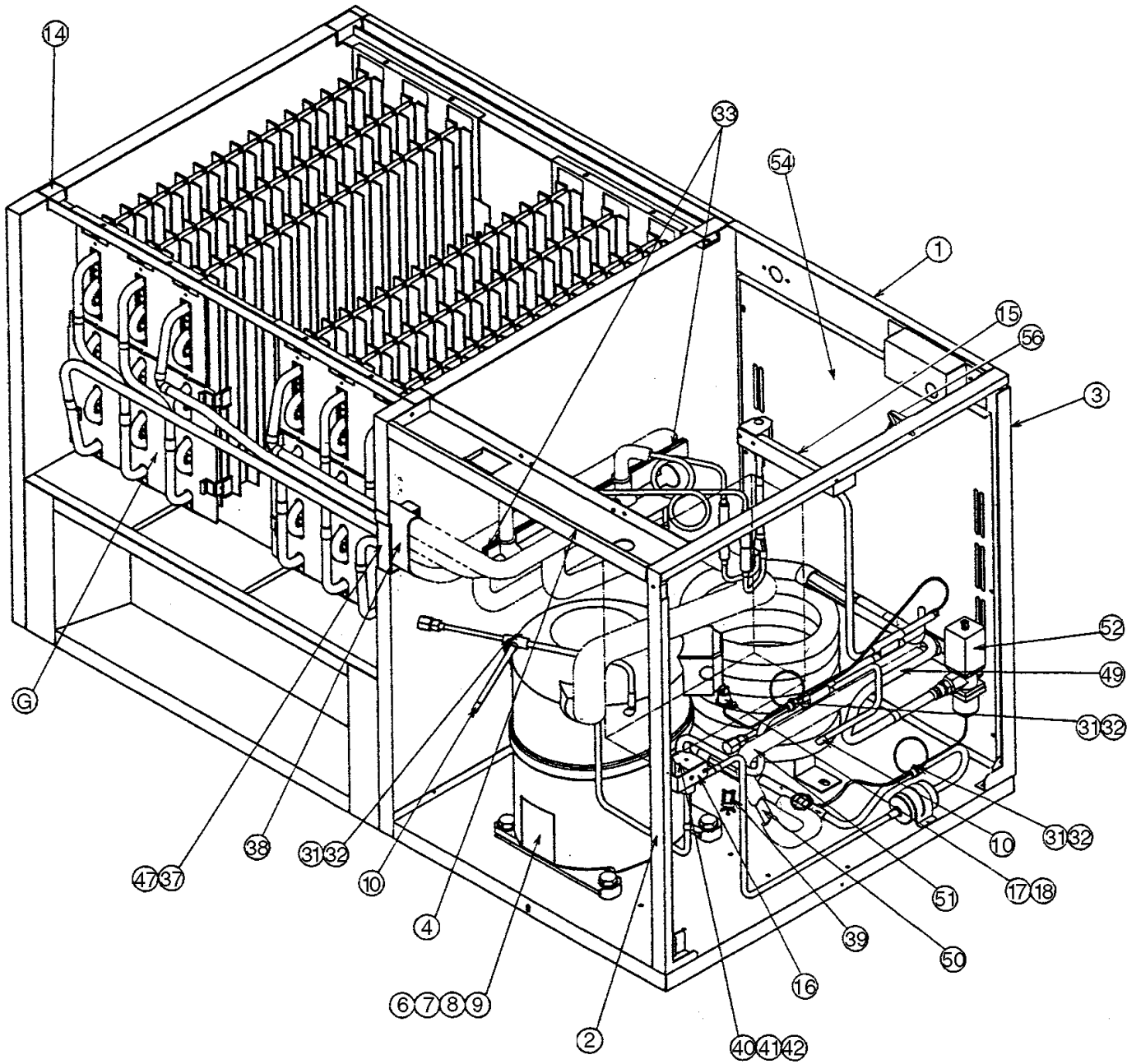


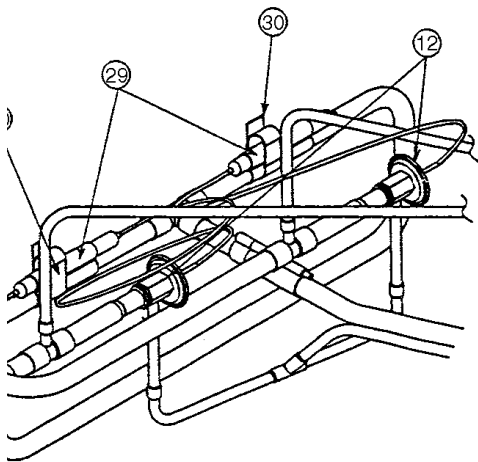
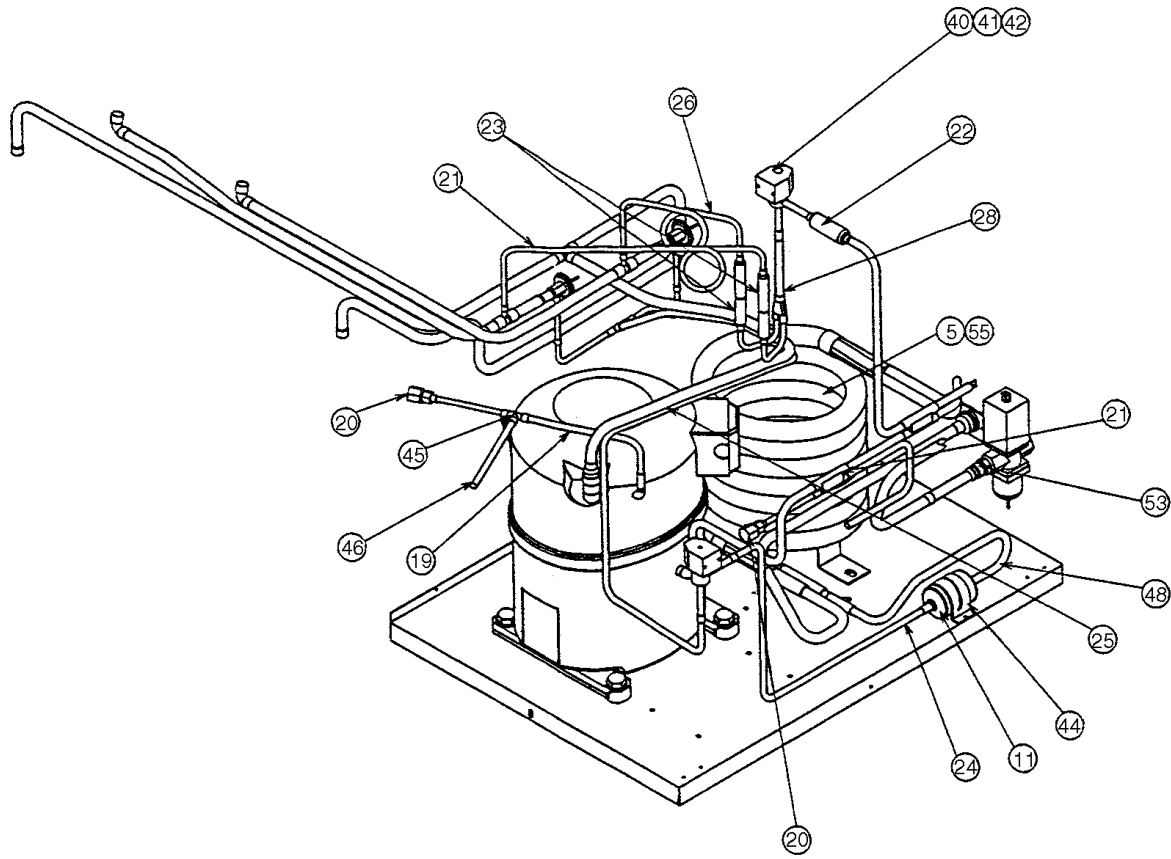
DETAILED THERMISTOR ATTACHMENT

MODEL: KM-1300SAH, KM-1300SAH3 TITLE: B. REFRIGERATION CIRCUIT											
INDEX NO.	DESCRIPTION	MATERIAL OR MODEL NUMBER	PART NUMBER	REQUIRED NUMBER							
				L-0	M-0	M-1	M-2	N-0			
G	EVAPORATOR	-	104696A01	1	1	1	1	1			
1	REAR FRAME	GS	439285G04	1	1	1	1	1			
	T2 SCREW	Zinc, 4X8	7P31-0408	2	2	2	2	2			
2	SIDE FRAME (A)	GS	219472G01	1	1	1	1	1			
	T2 SCREW	Zinc, 4X8	7P31-0408	3	3	3	3	3			
3	SIDE FRAME (B)	GS	323901G01	1	1	1	1	1			
	T2 SCREW	Zinc, 4X8	7P31-0408	4	4	4	4	4			
4	FRONT FRAME	GS	325857-01	1	1	1	1	1			
	T2 SCREW	Zinc, 4X8	7P31-0408	4	4	4	4	4			
5	CONDENSER	-	213621-01	1	1	1	1	1			
	T2 SCREW	Zinc, 4X8	7P31-0408	4	4	4	4	4			
6	SHROUD	GS	213696-01	1	1	1	1	1			
	T2 SCREW	Zinc, 4X8	7P31-0408	6	6	6	6	6			
7	COMPRESSOR (KM-1300SAH)	CS14K6E-PFV	4A1412-01	1	1	1	1	1			
7	COMPRESSOR (KM-1300SAH3)	CS14K6E-TFS	4A1484-01	1	1	1	1	1			
8	GROMMET	-	434922-01	4	4	4	4	4			
9	SPACER	-	434921-01	4	4	4	4	4			
10	BOLT	8X45	437889-01	4	4	4	4	4			
11	FAN MOTOR BRACKET	GS	327180-01	1	1	1	1	1			
	HEX HEAD BOLT w/WASHER	Zinc, 5X12	7B0130512	4	4	4	4	4			
12	FAN MOTOR	U90B1, 7190-1031	440911-01	1	1	1	1	1			
13	CAPACITOR	5MFD, 250V	443192-02	1	1	1	1	1			
	T2 SCREW	Zinc, 4X10	7P31-0410	1	1	1	1	1			
14	FAN BLADE	AD12CW25	4A0197-01	1	1	1	1	1			
15	DRIER	C-0325-S	4A1413-01	1	1	x1					
		-	4A2666-01			o1	1	1			

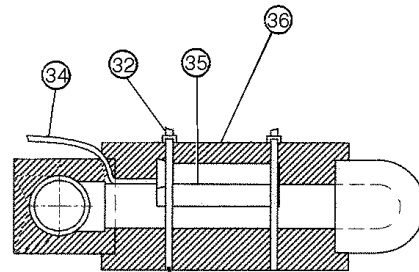
MODEL: KM-1300SAH, KM-1300SAH3 TITLE: B. REFRIGERATION CIRCUIT											
INDEX NO.	DESCRIPTION	MATERIAL OR MODEL NUMBER	PART NUMBER	REQUIRED NUMBER							
				L-0	M-0	M-1	M-2	N-0			
16	EXPANSION VALVE	HFE-10NHD-2	4A1414-01	2	2	2	2	2			
17	FRAME SEAL	EPDM	323925-01	4	4	4	4	4			
	T2 SCREW	SS, 4X12	7P32-0412	4	4	4	4	4			
18	HOT GAS VALVE BRACKET	GS	442162-01	1	1	1	1	1			
	T2 SCREW	Zinc, 4X8	7P31-0408	2	2	2	2	2			
19	LINE VALVE BRACKET	GS	4A1406-01	1	1	1	1	1			
	T2 SCREW	Zinc, 4X8	7P31-0408	2	2	2	2	2			
20	PRESSURE SWITCH	ACB-1UB09	433441-07	1	1	1	1	1			
21	PRESSURE SWITCH BRCKT.	GS	434938-01	1	1	1	1	1			
	T2 SCREW	Zinc, 4X8	7P31-0408	1	1	1	1	1			
22	COPPER TUBE - ACCESS VALVE	COPPER	4A1391-01	1	1	1	1	1			
23	ACCESS VALVE	TCJ-2F15-HD	457729-01	2	2	2	2	2			
24	COPPER TUBE (A) - HIGH SIDE	COPPER	2A1020G01	1	1	1	1	1			
25	STRAINER	-	441569-02	1	1	1	1	1			
26	CHECK VALVE	SKC30564	4A1373-01	2	2	2	2	2			
27	COPPER TUBE - LINE VALVE	COPPER	3A0933-01	1	1	-					
		COPPER	3A2312-01			1	1	1			
28	HEAT EXCHANGER	-	1A0206G01	1	1	1	1	1			
29	COPPER TUBE (R) - LOW SIDE	COPPER	3A1094G02	1	1	1	1	1			
30	COPPER TUBE (L) - LOW SIDE	COPPER	3A1093G02	1	1	1	1	1			
31	COPPER TUBE - HOT GAS	COPPER	3A0212G01	1	1	1	1	1			
32	EXP. VALVE COVER	PE FOAM	3A0944-01	2	2	2	2	2			
33	THERMISTOR	-	429006-03	1	1	1	1	1			
34	HOLDER - THERMISTOR	COPPER	427430-01	1	1	1	1	1			
35	INSULATION - THERMISTOR	PE FOAM	427441-01	1	1	1	1	1			
36	HOLDER / EXP. VALVE - 3/8	SS	3A0107-01	2	2	2	2	2			

MODEL: KM-1300SAH, KM-1300SAH3 TITLE: B. REFRIGERATION CIRCUIT											
INDEX NO.	DESCRIPTION	MATERIAL OR MODEL NUMBER	PART NUMBER	REQUIRED NUMBER							
				L-0	M-0	M-1	M-2	N-0			
37	INSULATED RUBBER TUBE	EPDM	323975G01	1	1	1	1	1			
38	INSULATION	PE FOAM	436671-01	1	1	1	1	1			
39	WIRE SADDLE	VWS4238-C	4A0338-02	3	3	3	3	3			
40	CABLE TIE	CV-200	7920-0010	7	7	7	7	7			
41	VALVE BODY	70	440352-01	2	2	2	2	2			
42	COIL - VALVE	ABS-25-1-HD-2	440353-01	2	2	2	2	2			
43	BOLT	4X6	440353F01	2	2	2	2	2			
	TRUSS HEAD SCREW	Zinc, 4X8	7C31-0408	4	4	4	4	4			
44	CLAMP	SS	443461-02	2	2	2	2	2			
45	SELF-LOCKING NUT	No. 8-32	7N2110832	4	4	4	4	4			
46	DRIER BRACKET	GS	4A0807-01	1	1	-					
	NYLON TIE	-	8911-0301			1	1	1			
	T2 SCREW	Zinc, 4X8	7P31-0408	2	2	-					
47	COPPER TUBE (D) - HIGH SIDE	COPPER	4A0921-01	1	1	1	1	1			
48	INSULATION TUBE	L=40	7762-1330	3	3	3	3	3			
49	EVACUATION TUBE	COPPER	4A1553-01	1	1	1	1	1			
50	TEE	COPPER	420041-03	1	1	1	1	1			
51	INSULATION HOLDER	SS	3A0979-01	1	1	1	1	1			
	T2 SCREW	SS, 4X8	7P32-0408	2	2	2	2	2			
52	END CAP	-	4A1413F01	2	2	2	2	2			
53	CLAMP	-	4A2338-01	1	1	1	1	1			

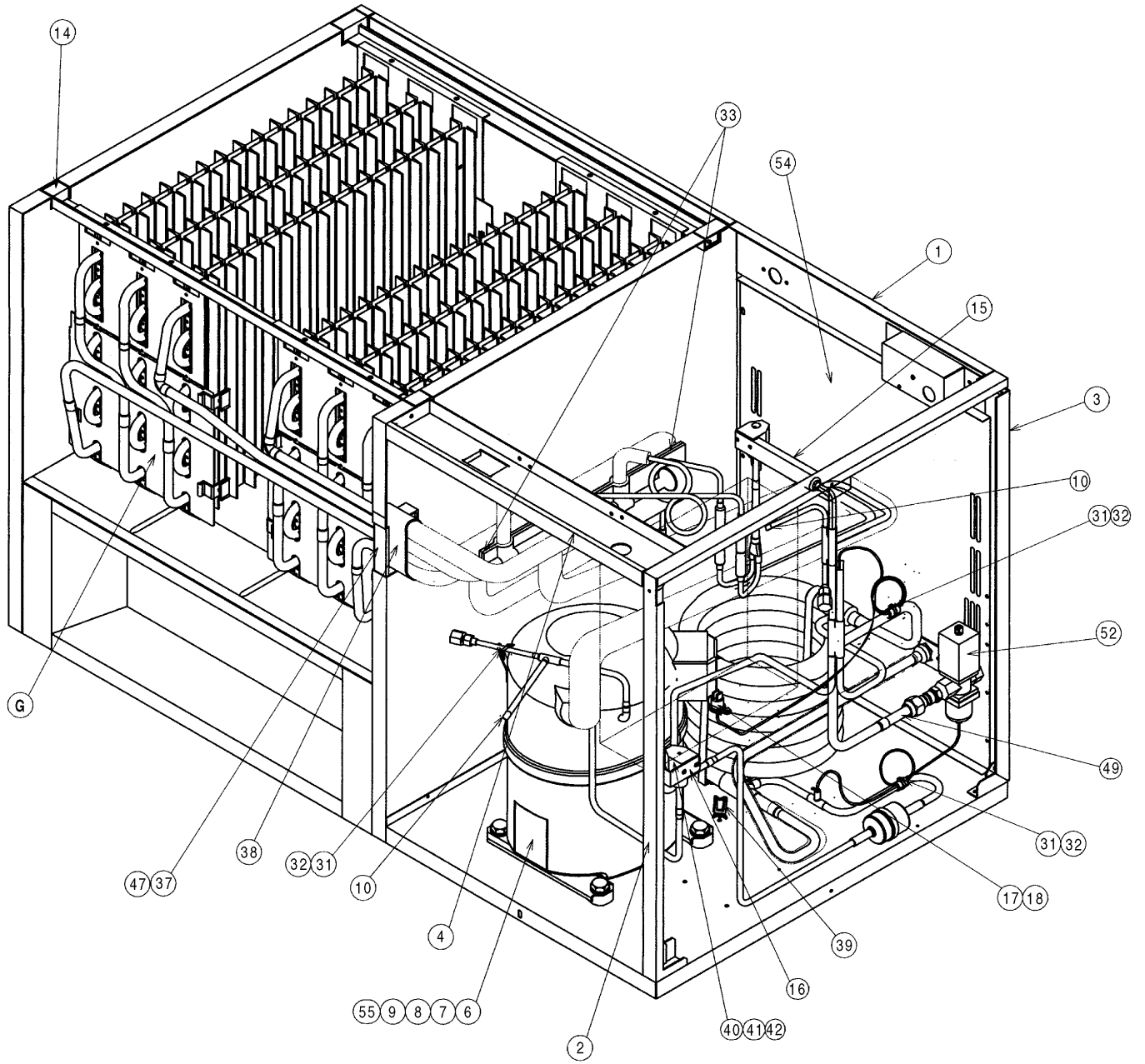


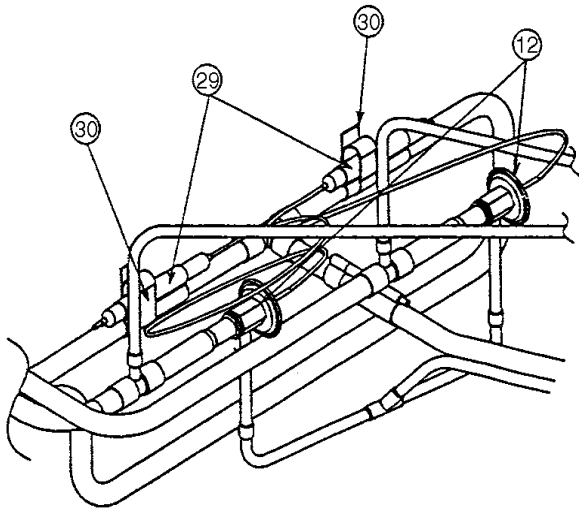
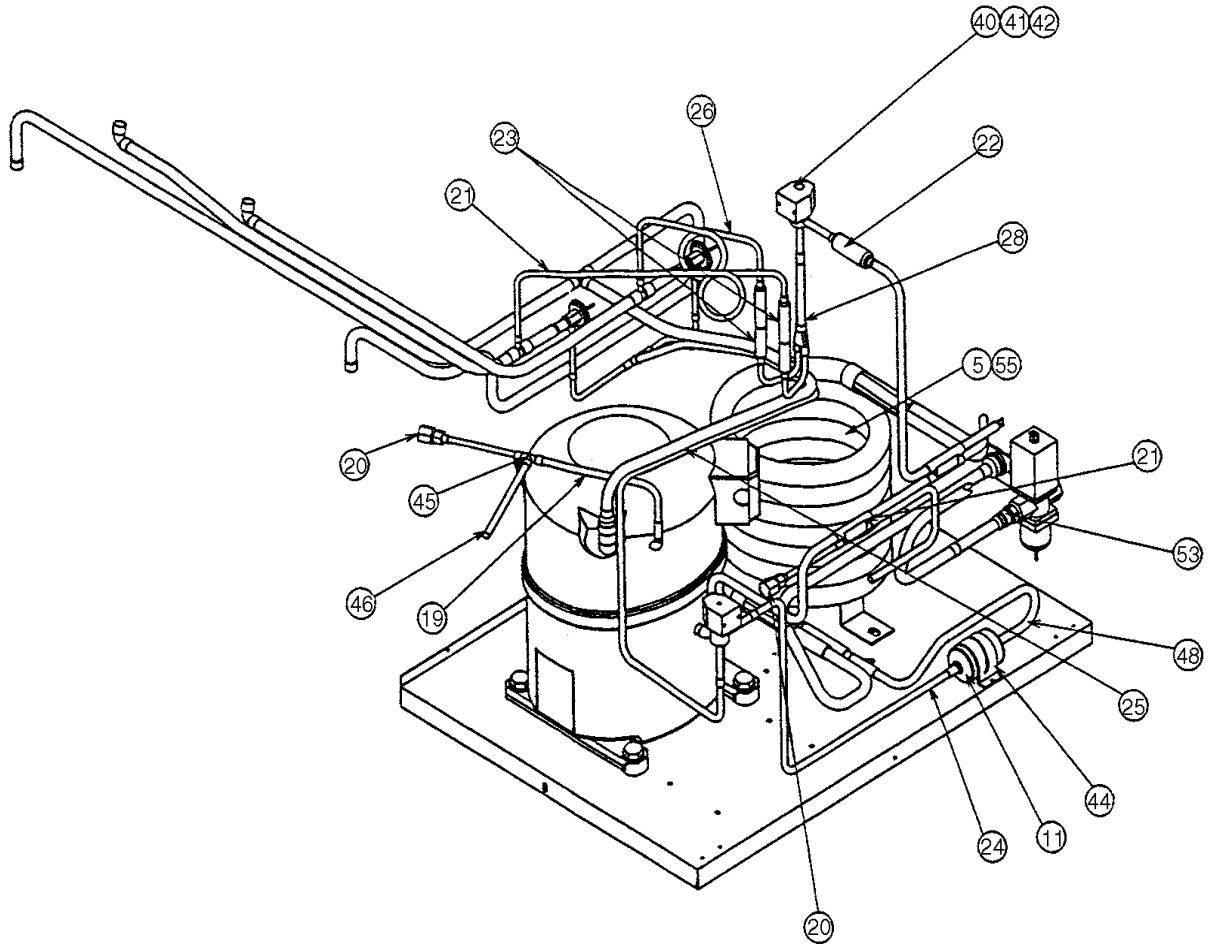


DETAILED EXPANSION VALVE

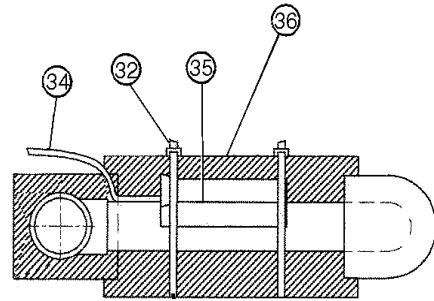


DETAILED THERMISTOR ATTACHMENT





DETAIL FD EXPANSION VALVE

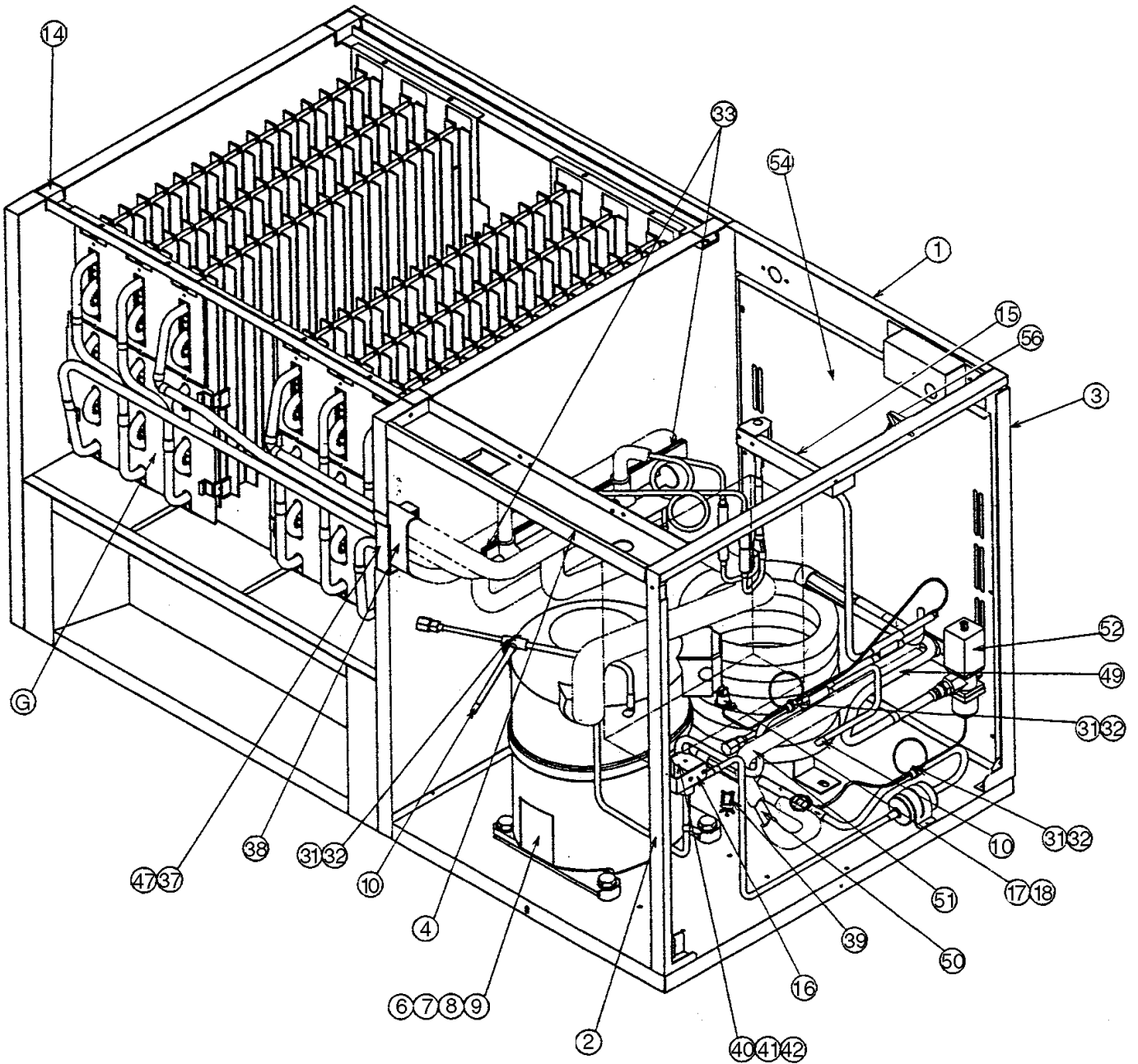


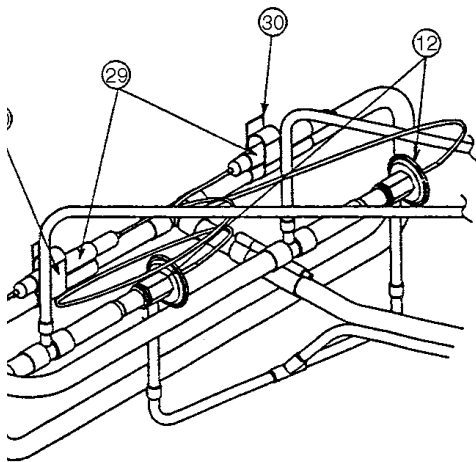
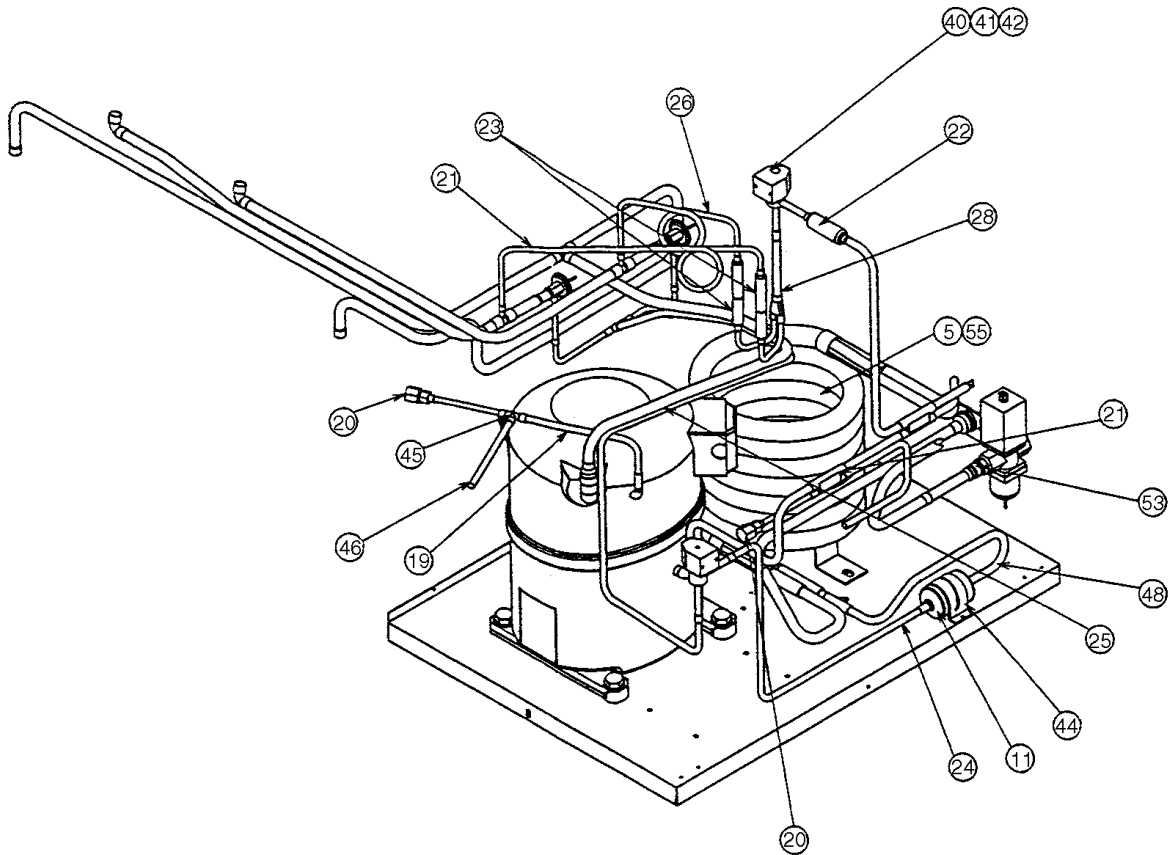
DETAILED THERMISTOR ATTACHMENT

MODEL: KM-1300SWH			TITLE: B. REFRIGERATION CIRCUIT										
INDEX NO.	DESCRIPTION	MATERIAL OR MODEL NUMBER	PART NUMBER	REQUIRED NUMBER									
				L-0	M-0	M-1	M-2	M-3	N-0				
G	EVAPORATOR	-	104696A01	1	1	1	1	1	1				
1	REAR FRAME	GS	439285G04	1	1	1	1	1	1				
	T2 SCREW	4X8, SS	7P32-0408	2	2	2	2	2	2				
2	SIDE FRAME (A)	GS	219472G01	1	1	1	1	1	1				
	T2 SCREW	4X8, SS	7P32-0408	3	3	3	3	3	3				
3	SIDE FRAME (B)	GS	323901G01	1	1	1	1	1	1				
	T2 SCREW	4X8, SS	7P32-0408	4	4	4	4	4	4				
4	FRONT FRAME	GS	325857-01	1	1	1	1	1	1				
	T2 SCREW	4X8, SS	7P32-0408	4	4	4	4	4	4				
5	CONDENSER - WATER COOLED		4A1656-02	1	1	1	-						
			2A2359G04				1	1	1				
6	COMPRESSOR	CS14K6E-PFV	4A1412-01	1	1	1	1	1	1				
7	BOLT	8X45	437889-01	4	4	4	4	4	4				
8	GROMMET	-	434922-01	4	4	4	4	4	4				
9	SPACER	-	434921-01	4	4	4	4	4	4				
10	END CAP		4A1413F01	2	2	2	2	2	2				
11	DRIER	CW-0325-S	4A1413-01	1	1	x1							
		-	4A2666-01			o1	1	1	1				
12	EXP. VALVE	HFE-10NHD-2	4A1414-01	2	2	2	2	2	2				
13	-	-	-	-									
14	FRAME SEAL	EPDM	323925-01	4	4	4	4	4	4				
	T2 SCREW	4X12, SS	7P32-0412	4	4	4	4	4	4				
15	HOT GAS VALVE BRACKET	GS	442162-01	1	1	1	1	1	1				
	T2 SCREW	4X8	7P31-0408	2	2	2	2	2	2				
16	LINE VALVE BRACKET	GS	4A1406-01	1	1	1	1	1	1				
	T2 SCREW	4X8	7P31-0408	2	2	2	2	2	2				

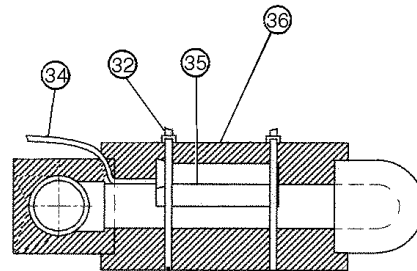
MODEL: KM-1300SWH			TITLE: B. REFRIGERATION CIRCUIT									
INDEX NO.	DESCRIPTION	MATERIAL OR MODEL NUMBER	PART NUMBER	REQUIRED NUMBER								
				L-0	M-0	M-1	M-2	M-3	N-0			
17	PRESSURE SWITCH	ACB-2UB04	433441-05	1	1	1	1	1	1			
18	PRESSURE SWITCH BRACKET	GS	434938-01	1	1	1	1	1	1			
19	COPPER TUBE - ACCESS VALVE	COPPER	4A1391-01	1	1	1	1	1	1			
20	ACCESS VALVE		457729-01	1	1	1	1	1	1			
21	COPPER TUBE (A) - HIGH SIDE	COPPER	2A1186G01	1	1	1	1	1	1			
22	STRAINER	-	441569-02	1	1	1	1	1	1			
23	CHECK VALVE	SKC30564	4A1373-01	2	2	2	2	2	2			
24	COPPER TUBE - LINE VALVE	COPPER	3A0933-02	1	1	-						
		COPPER	3A2312-02			1	1	1	1			
25	HEAT EXCHANGER	-	1A0309G01	1	1	1	1	1	1			
26	COPPER TUBE (R) - LOW SIDE	COPPER	329184G02	1	1	1	1	1	1			
27	COPPER TUBE (L) - LOW SIDE	COPPER	329185G02	1	1	1	1	1	1			
28	COPPER TUBE - HOT GAS	COPPER	3A0212G01	1	1	1	1	1	1			
29	HOLDER / EXP. VALVE - 3/8	SS	3A0107-01	2	2	2	2	2	2			
30	CLAMP	SS	443461-02	2	2	2	2	2	2			
31	INSULATION TUBE	L=40	7762-1330	2	2	2	2	2	2			
32	CABLE TIE	CV-200	7920-0010	7	7	7	7	7	7			
33	EXP. VALVE COVER	PE FOAM	3A0944-01	2	2	2	2	2	2			
34	THERMISTOR	-	429006-03	1	1	1	1	1	1			
35	HOLDER - THERMISTOR	COPPER	427430-01	1	1	1	1	1	1			
36	INSULATION - THERMISTOR	PE FOAM	427441-01	1	1	1	1	1	1			
37	INSULATED RUBBER TUBE	EPDM	323975G01	1	1	1	1	1	1			
38	INSULATION	PE FOAM	436671-01	1	1	1	1	1	1			
39	WIRE SADDLE	VWS4238-C	4A0338-02	3	3	3	3	3	3			
40	VALVE BODY	70	440352-01	2	2	2	2	2	2			

MODEL: KM-1300SWH TITLE: B. REFRIGERATION CIRCUIT											
INDEX NO.	DESCRIPTION	MATERIAL OR MODEL NUMBER	PART NUMBER	REQUIRED NUMBER							
				L-0	M-0	M-1	M-2	M-3	N-0		
41	COIL - VALVE	ABS-25-1-HD-2	440353-01	2	2	2	2	2	2		
42	BOLT	4X6	440353F01	2	2	2	2	2	2		
	TRUSS HEAD SCREW	4X8	7C31-0408	4	4	4	4	4	4		
43	-	-	-	-	-	-	-	-	-		
44	DRIER BRACKET	GS	4A0807-01	1	1	-					
	NYLON TIE	-	8911-0301			1	1	1	1		
	T2 SCREW	4X8	7P31-0408	2	2	-					
45	TEE	COPPER	4A1545-01	1	1	1	1	1	1		
46	EVACUATION TUBE	COPPER	4A1553-01	1	1	1	1	1	1		
47	INSULATION HOLDER	-	340979-01	1	1	1	1	1	1		
	T2 SCREW	4X8, SS	7P32-0408	2	2	2	2	2	2		
48	COPPER TUBE (B) - HIGH SIDE	COPPER	324209G01	1	1	1	-				
		COPPER	3A2297G01				1	1	1		
49	COPPER TUBE B	COPPER	3A1035G01	1	1	1	-				
	COPPER TUBE (B) – WATER CIRC	COPPER	3A2292G01				1	1	1		
50	COPPER TUBE A	COPPER	4A0766G01	1	1	1	-				
	COPPER TUBE (A) – WATER CIRC	COPPER	4A2731G01				1	1	1		
51	INSULATION TUBE	L=630	7762-2030	1	1	1	-				
52	WATER REGULATOR	-	4A0911-03	1	1	1	1	x1			
		-	4A0911-06					o1	1		
	TRUSS HEAD SCREW	4X8	7C31-0408	2	2	2	2	x2			
		4X6	7C31-0406					o2	2		
53	MALE CONNECTOR	48-F-8-6	4A1087-01	1	1	1	1	1	1		
	T2 SCREW	4X8	7P31-0408	2	2	2	2	2	2		
54	REAR PANEL (A)	GS	2A1194-01	1	1	1	1	1	1		
	T2 SCREW	4X8,	7P31-0408	6	6	6	6	6	6		
55	HEX HEAD BOLT (LF)	5X12	7B0130512	3	3	3	2	2	2		
56	CLAMP	-	4A2338-01	1	1	1	1	1	1		

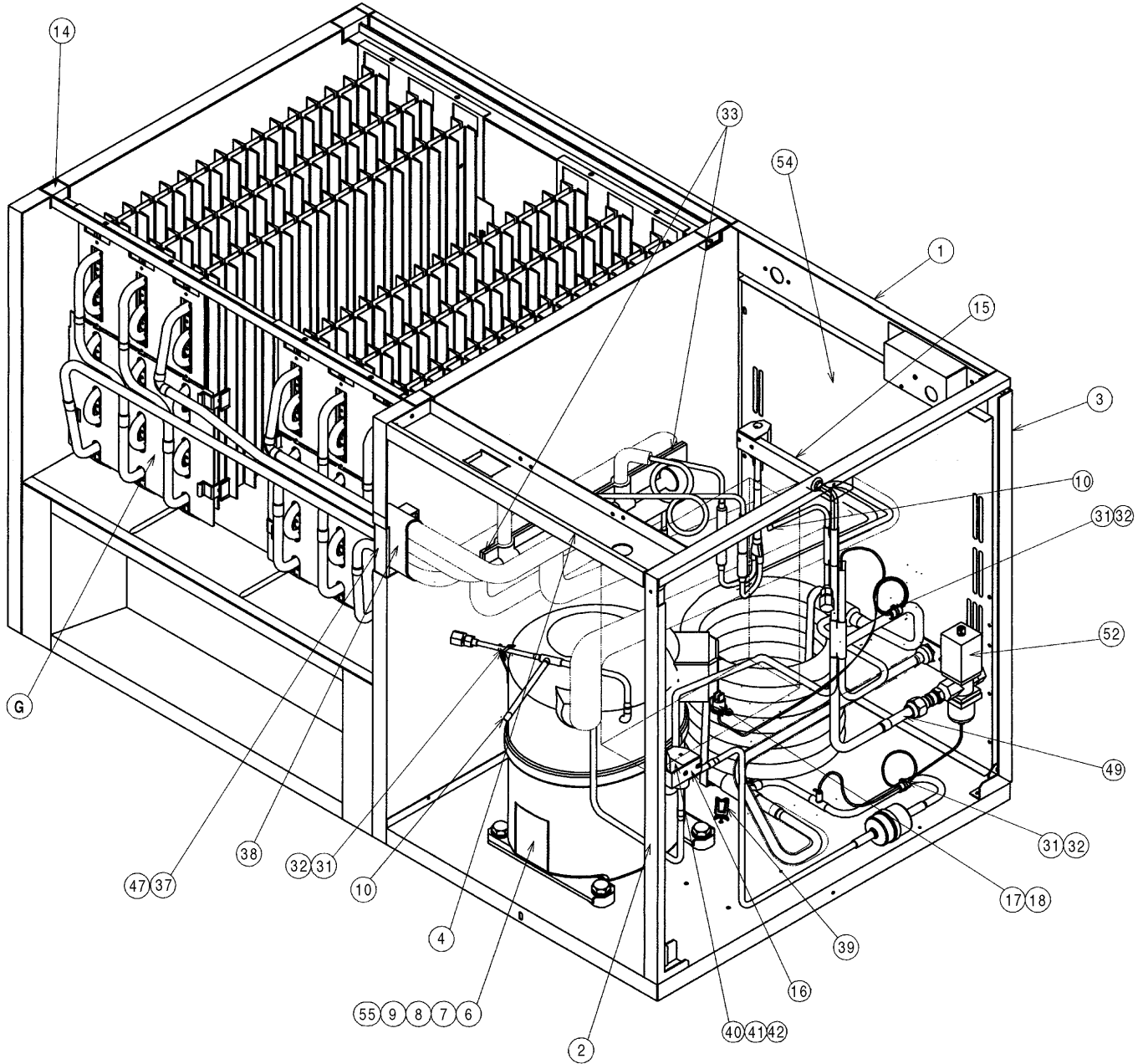


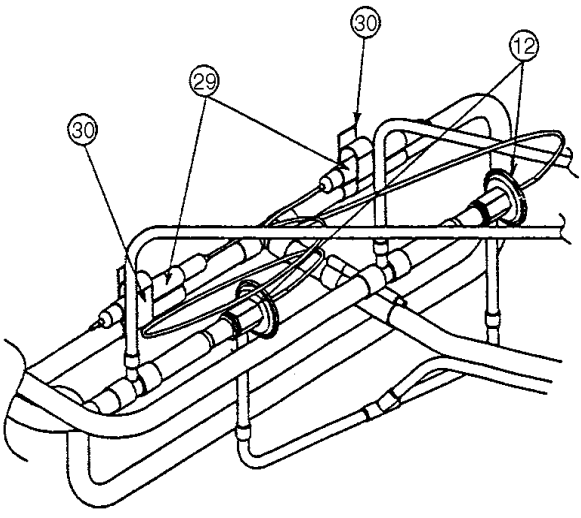
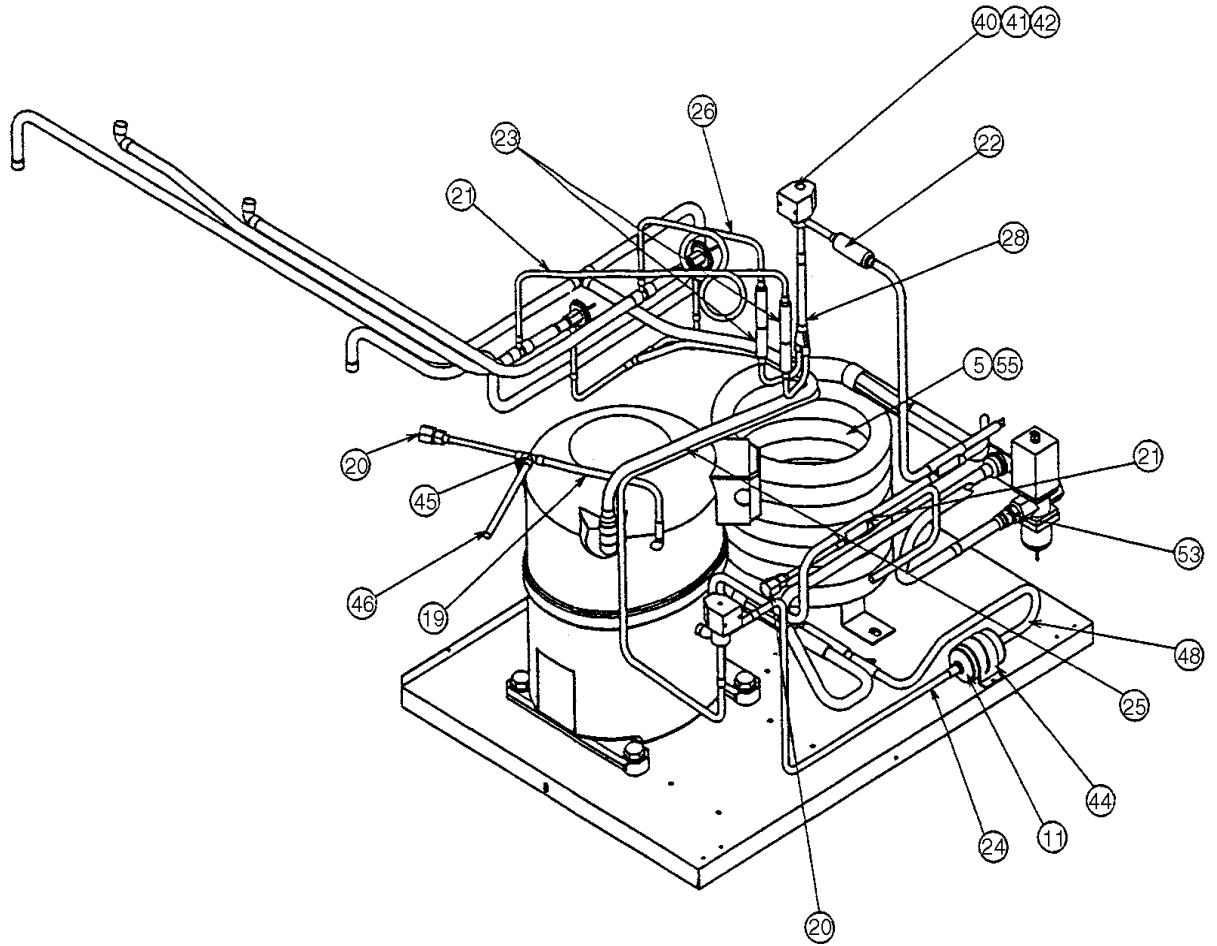


DETAILED EXPANSION VALVE

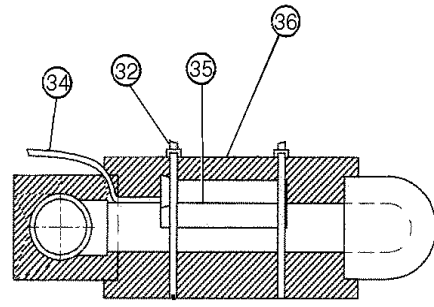


DETAILED THERMISTOR ATTACHMENT





DETAIL FD EXPANSION VALVE



DETAILED THERMISTOR ATTACHMENT

MODEL: KM-1300SWH3			TITLE: B. REFRIGERATION CIRCUIT										
INDEX NO.	DESCRIPTION	MATERIAL OR MODEL NUMBER	PART NUMBER	REQUIRED NUMBER									
				L-0	M-0	M-1	N-0						
G	EVAPORATOR	-	104696A01	1	1	1	1						
1	REAR FRAME	GS	439285G04	1	1	1	1						
	T2 SCREW	4X8, SS	7P32-0408	2	2	2	2						
2	SIDE FRAME (A)	GS	219472G01	1	1	1	1						
	T2 SCREW	4X8, SS	7P32-0408	3	3	3	3						
3	SIDE FRAME (B)	GS	323901G01	1	1	1	1						
	T2 SCREW	4X8, SS	7P32-0408	4	4	4	4						
4	FRONT FRAME	GS	325857-01	1	1	1	1						
	T2 SCREW	4X8, SS	7P32-0408	4	4	4	4						
5	CONDENSER - WATER COOLED	-	4A1656-02	1	-								
		-	2A2359G04		1	1	1						
6	COMPRESSOR	CS14K6E-TF5	4A1484-01	1	1	1	1						
7	BOLT	8X45	437889-01	4	4	4	4						
8	GROMMET	-	434922-01	4	4	4	4						
9	SPACER	-	434921-01	4	4	4	4						
10	END CAP		4A1413F01	2	2	2	2						
11	DRIER	CW-0325-S	4A1413-01	1	x1								
		-	4A2666-01		o1	1	1						
12	EXP. VALVE	HFE-10NHD-2	4A1414-01	2	2	2	2						
13	-	-	-	-									
14	FRAME SEAL	EPDM	323925-01	4	4	4	4						
	T2 SCREW	4X12, SS	7P32-0412	4	4	4	4						
15	HOT GAS VALVE BRACKET	GS	442162-01	1	1	1	1						
	T2 SCREW	4X8	7P31-0408	2	2	2	2						
16	LINE VALVE BRACKET	GS	4A1406-01	1	1	1	1						
	T2 SCREW	4X8	7P31-0408	2	2	2	2						

MODEL: KM-1300SWB3		TITLE: B. REFRIGERATION CIRCUIT									
INDEX NO.	DESCRIPTION	MATERIAL OR MODEL NUMBER	PART NUMBER	REQUIRED NUMBER							
				L-0	M-0	M-1	N-0				
17	PRESSURE SWITCH	ACB-2UB04	433441-05	1	1	1	1				
18	PRESSURE SWITCH BRACKET	GS	434938-01	1	1	1	1				
19	COPPER TUBE - ACCESS VALVE	COPPER	4A1391-01	1	1	1	1				
20	ACCESS VALVE		457729-01	1	1	1	1				
21	COPPER TUBE (A) - HIGH SIDE	COPPER	2A1186G01	1	1	1	1				
22	STRAINER	-	441569-02	1	1	1	1				
23	CHECK VALVE	SKC30564	4A1373-01	2	2	2	2				
24	COPPER TUBE - LINE VALVE	COPPER	3A0933-02	1	1	-					
		COPPER	3A2312-02			1	1				
25	HEAT EXCHANGER	-	1A0309G01	1	1	1	1				
26	COPPER TUBE (R) - LOW SIDE	COPPER	329184G02	1	1	1	1				
27	COPPER TUBE (L) - LOW SIDE	COPPER	329185G02	1	1	1	1				
28	COPPER TUBE - HOT GAS	COPPER	3A0212G01	1	1	1	1				
29	HOLDER / EXP. VALVE - 3/8	SS	3A0107-01	2	2	2	2				
30	CLAMP	SS	443461-02	2	2	2	2				
31	INSULATION TUBE	L=40	7762-1330	2	2	2	2				
32	CABLE TIE	CV-200	7920-0010	7	7	7	7				
33	EXP. VALVE COVER	PE FOAM	3A0944-01	2	2	2	2				
34	THERMISTOR	-	429006-03	1	1	1	1				
35	HOLDER - THERMISTOR	COPPER	427430-01	1	1	1	1				
36	INSULATION - THERMISTOR	PE FOAM	427441-01	1	1	1	1				
37	INSULATED RUBBER TUBE	EPDM	323975G01	1	1	1	1				
38	INSULATION	PE FOAM	436671-01	1	1	1	1				
39	WIRE SADDLE	VWS4238-C	4A0338-02	3	3	3	3				
40	VALVE BODY	70	440352-01	2	2	2	2				

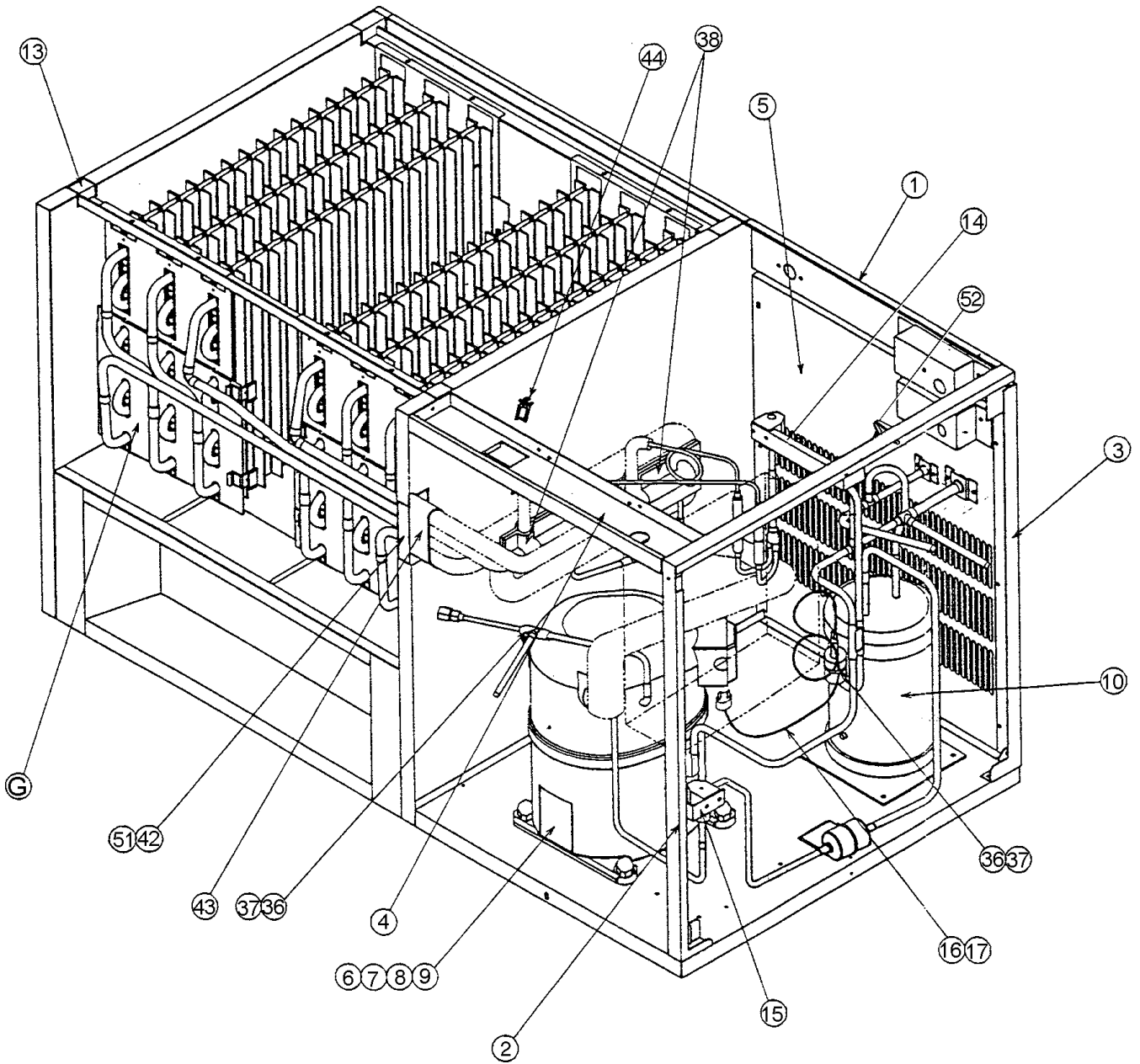
MODEL: KM-1300SWH3 TITLE: B. REFRIGERATION CIRCUIT											
INDEX NO.	DESCRIPTION	MATERIAL OR MODEL NUMBER	PART NUMBER	REQUIRED NUMBER							
				L-0	M-0	M-1	N-0				
41	COIL - VALVE	ABS-25-1-HD-2	440353-01	2	2	2	2				
42	BOLT	4X6	440353F01	2	2	2	2				
	TRUSS HEAD SCREW	4X8	7C31-0408	4	4	4	4				
43	-	-	-	-	-	-	-				
44	DRIER BRACKET	GS	4A0807-01	1	-						
	NYLON TIE	-	8911-0301		1	1	1				
	T2 SCREW	4X8	7P31-0408	2	-						
45	TEE	COPPER	4A1545-01	1	1	1	1				
46	EVACUATION TUBE	COPPER	4A1553-01	1	1	1	1				
47	INSULATION HOLDER	-	340979-01	1	1	1	1				
	T2 SCREW	4X8, SS	7P32-0408	2	2	2	2				
48	COPPER TUBE (B) - HIGH SIDE	COPPER	324209G01	1	-						
		COPPER	3A2297G01		1	1	1				
49	COPPER TUBE B	COPPER	3A1035G01	1	-						
	COPPER TUBE (B) – WATER CIRC	COPPER	3A2292G01		1	1	1				
50	COPPER TUBE A	COPPER	4A0766G01	1	-						
	COPPER TUBE (A) – WATER CIRC	COPPER	4A2731G01		1	1	1				
51	INSULATION TUBE	L=630	7762-2030	1	-						
52	WATER REGULATOR	-	4A0911-03	1	1	1	x1				
		-	4A0911-06				o1				
	TRUSS HEAD SCREW	4X8	7C31-0408	2	2	2	x2				
		4X6	7C31-0406				o2				
53	MALE CONNECTOR	48-F-8-6	4A1087-01	1	1	1	1				
	T2 SCREW	4X8	7P31-0408	2	2	2	2				
54	REAR PANEL (A)	GS	2A1194-01	1	1	1	1				
	T2 SCREW	4X8,	7P31-0408	6	6	6	6				
55	HEX HEAD BOLT (LF)	5X12	7B0130512	3	3	3	2				
56	CLAMP	-	4A2338-01	1	1	1	1				

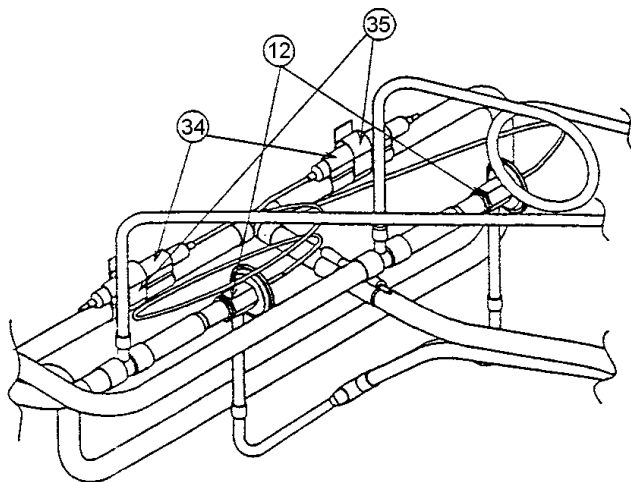
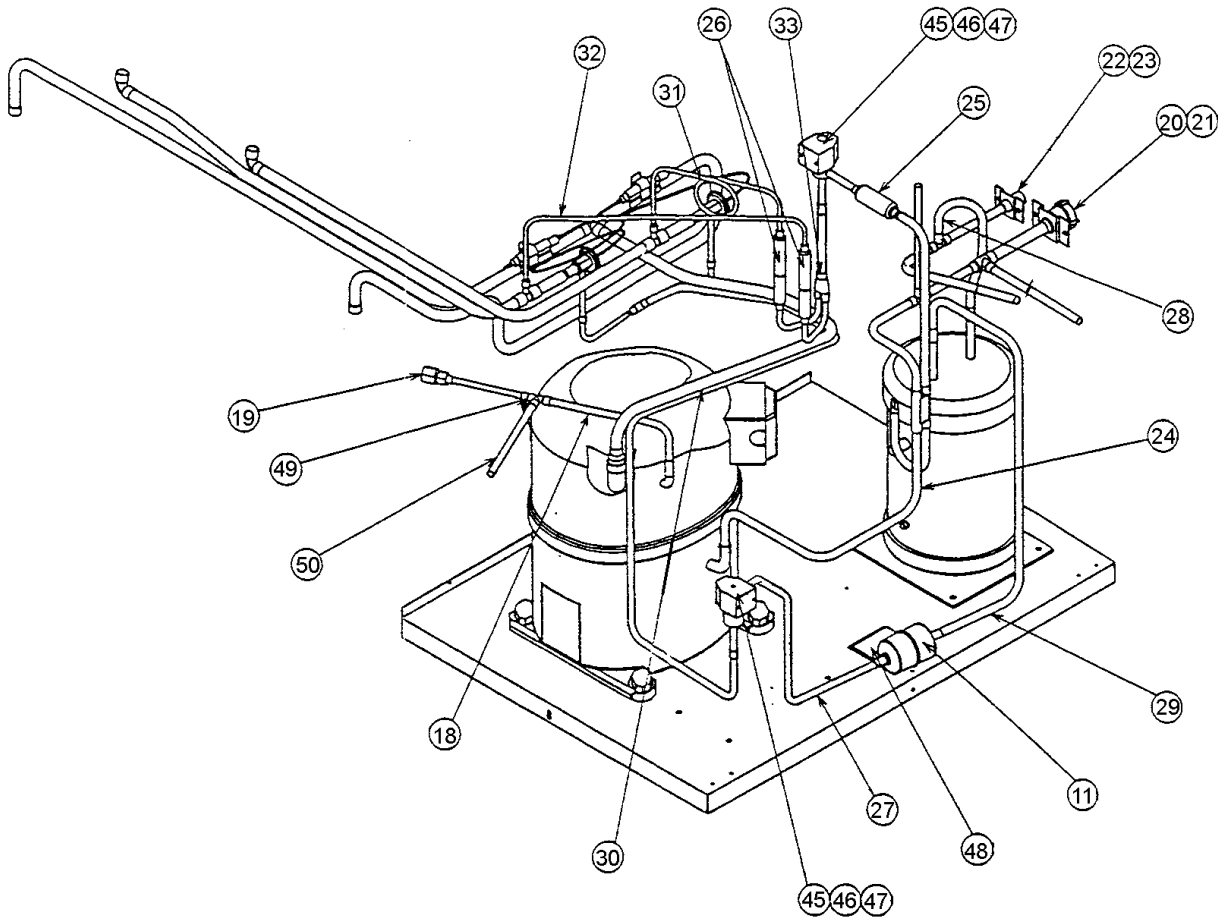
HA

KM-1300SRH, KM-1300SRH3

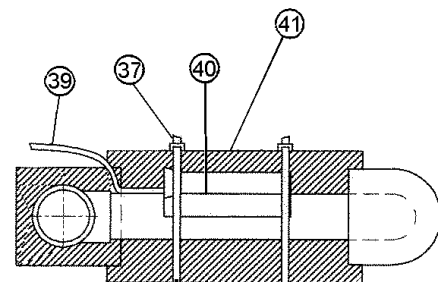
B. REFRIGERATION CIRCUIT (1/2)

L-0, M-0, M-1, M-2, N-0





DETAILED EXPANSION VALVE

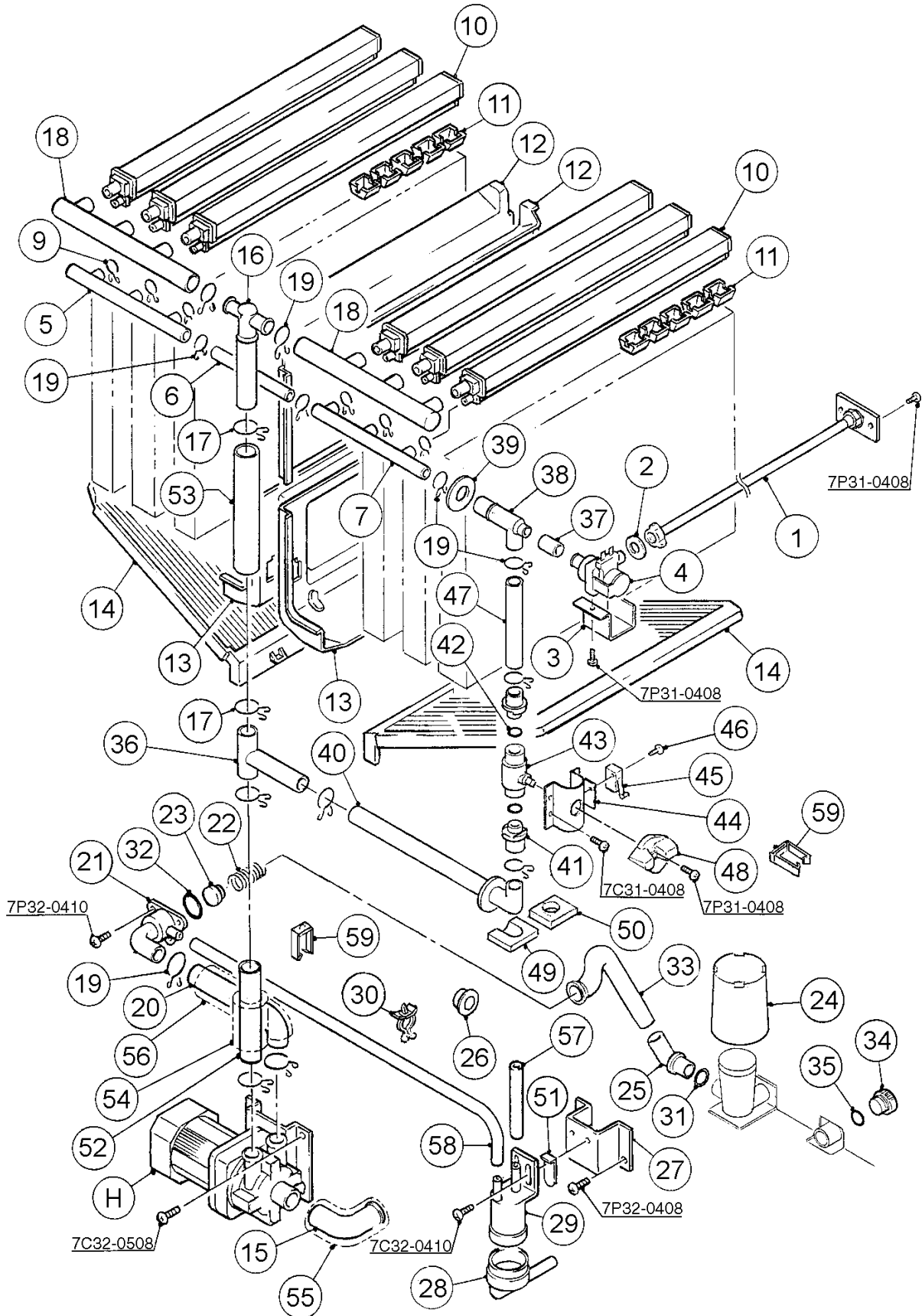


DETAILED THERMISTOR ATTACHMENT

MODEL: KM-1300SRH, KM-1300SRH3 TITLE: B. REFRIGERATION CIRCUIT										
INDEX NO.	DESCRIPTION	MATERIAL OR MODEL NUMBER	PART NUMBER	REQUIRED NUMBER						
				L-0	M-0	M-1	M-2	N-0		
G	EVAPORATOR	-	104696A01	1	1	1	1	1		
1	REAR FRAME	GS	439285G04	1	1	1	1	1		
	T2 SCREW	4X8, SS	7P32-0408	2	2	2	2	2		
2	SIDE FRAME (A)	GS	219472G01	1	1	1	1	1		
	T2 SCREW	4X8, SS	7P32-0408	3	3	3	3	3		
3	SIDE FRAME (B)	GS	323901G01	1	1	1	1	1		
	T2 SCREW	4X8, SS	7P32-0408	4	4	4	4	4		
4	FRONT FRAME	GS	325857-01	1	1	1	1	1		
	T2 SCREW	4X8, SS	7P32-0408	4	4	4	4	4		
5	REAR PANEL	GS	213777G02	1	1	1	1	1		
	T2 SCREW	4X8,	7P31-0408	6	6	6	6	6		
6	COMPRESSOR (KM-1300SRH)	CS14K6E-PFV	4A1412-02	1	1	1	1	1		
6	COMPRESSOR (KM-1300SRH3)	CS14K6E-TF5	4A1484-02	1	1	1	1	1		
7	BOLT	8X45	437889-01	4	4	4	4	4		
8	GROMMET	-	434922-01	4	4	4	4	4		
9	SPACER	-	434921-01	4	4	4	4	4		
10	RECEIVER	PR. MN	437652-01	1	1	1	1	1		
	HEX HEAD BOLT WWASHER	5X10	7B0130510	3	3	3	3	3		
11	DRIER	CW-0325-S	4A1413-01	1	1	x1				
		-	4A2666-01			o1	1	1		
12	EXP. VALVE	HFE-10NHD-2	4A1414-01	2	2	2	2	2		
13	FRAME SEAL	EPDM	323925-01	4	4	4	4	4		
	T2 SCREW	4X12, SS	7P32-0412	4	4	4	4	4		
14	HOT GAS VALVE BRACKET	GS	442162-01	1	1	1	1	1		
	T2 SCREW	4X8	7P31-0408	2	2	2	2	2		
15	LINE VALVE BRACKET	GS	4A1406-01	1	1	1	1	1		
	T2 SCREW	4X8	7P31-0408	2	2	2	2	2		
16	PRESSURE SWITCH	ACB-1UB09	433441-07	1	1	1	1	1		

MODEL: KM-1300SRH, KM-1300SRH3 TITLE: B. REFRIGERATION CIRCUIT											
INDEX NO.	DESCRIPTION	MATERIAL OR MODEL NUMBER	PART NUMBER	REQUIRED NUMBER							
				L-0	M-0	M-1	M-2	N-0			
17	PRESSURE SWITCH BRACKET	GS	434938-01	1	1	1	1	1			
18	COPPER TUBE - ACCESS VALVE	COPPER	4A1391-01	1	1	1	1	1			
19	ACCESS VALVE		457729-01	1	1	1	1	1			
20	COUPLING	COPPER	434136G01	1	1	1	1	1			
21	TUBE HOLDER (L)	GS	438245-01	1	1	1	1	1			
	T2 SCREW	4X8	7P31-0408	2	2	2	2	2			
22	COUPLING	COPPER	433751G01	1	1	1	1	1			
23	TUBE HOLDER (S)	GS	438246-01	1	1	1	1	1			
	T2 SCREW	4X8	7P31-0408	2	2	2	2	2			
24	COPPER TUBE (A) - HIGH SIDE	COPPER	2A1025G01	1	1	1	1	1			
25	STRAINER	-	441569-02	1	1	1	1	1			
26	CHECK VALVE	SKC30564	4A1373-01	2	2	2	2	2			
27	COPPER TUBE - LINE VALVE	COPPER	3A0933-01	1	1	-					
		COPPER	3A2312-01			1	1	1			
28	COPPER TUBE (B) - HIGH SIDE	COPPER	324213G01	1	1	1	1	1			
29	COPPER TUBE (C) - HIGH SIDE	COPPER	324212-01	1	1	1	1	1			
30	HEAT EXCHANGER	-	1A0206G01	1	1	1	1	1			
31	COPPER TUBE (R) - LOW SIDE	COPPER	3A1094G01	1	1	1	1	1			
32	COPPER TUBE (L) - LOW SIDE	COPPER	3A1093G01	1	1	1	1	1			
33	COPPER TUBE - HOT GAS	COPPER	3A0212G01	1	1	1	1	1			
34	HOLDER / EXP. VALVE - 3/8	SS	3A0107-01	2	2	2	2	2			
35	CLAMP	SS	443461-02	2	2	2	2	2			

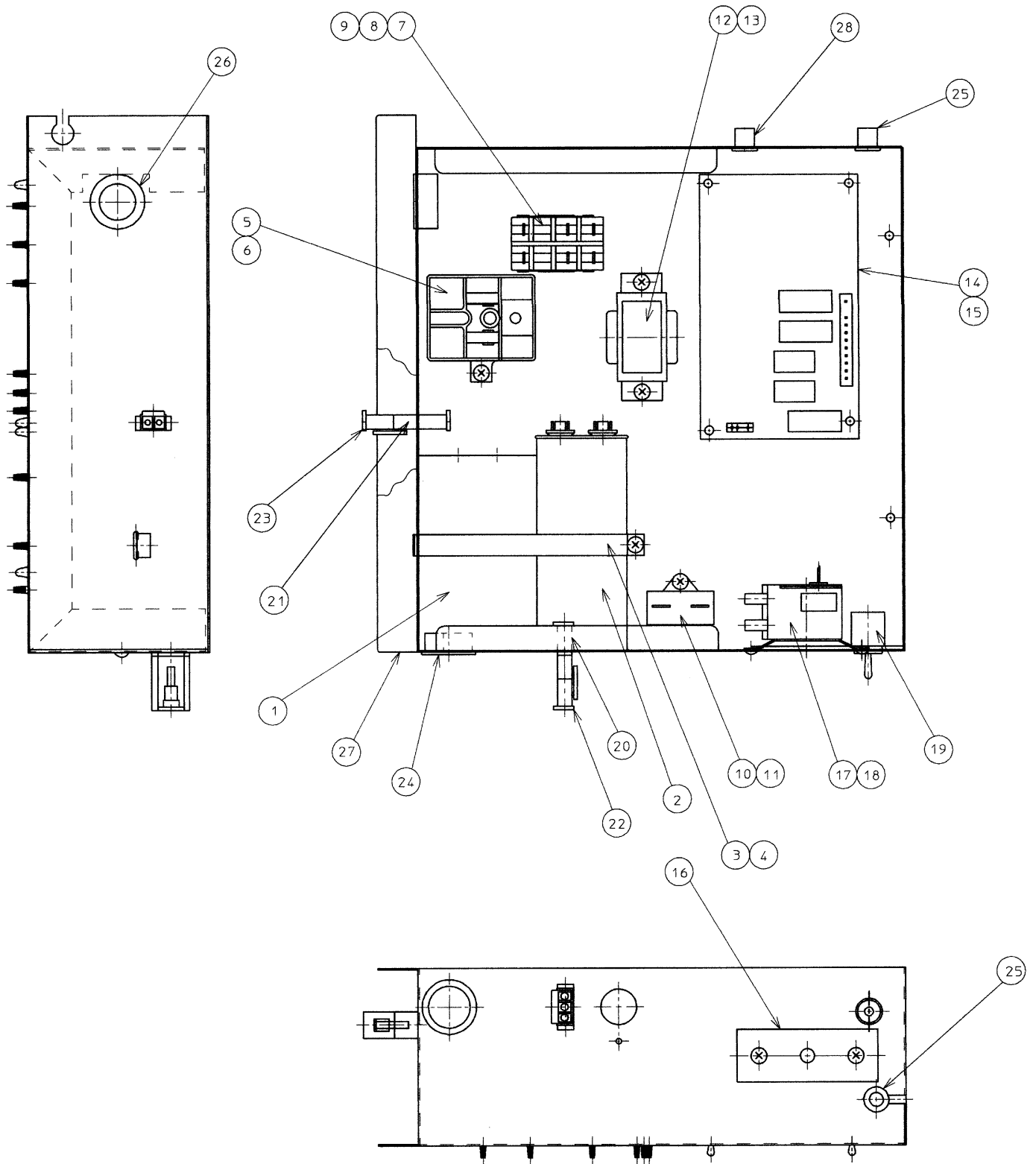
MODEL: KM-1300SRH, KM-1300SRH3 TITLE: B. REFRIGERATION CIRCUIT											
INDEX NO.	DESCRIPTION	MATERIAL OR MODEL NUMBER	PART NUMBER	REQUIRED NUMBER							
				L-0	M-0	M-1	M-2	N-0			
36	INSULATION TUBE	L=40	7762-1330	2	2	2	2	2			
37	CABLE TIE	CV-200	7920-0010	8	8	8	8	8			
38	EXP. VALVE COVER	PE FOAM	3A0944-01	2	2	2	2	2			
39	THERMISTOR	-	429006-03	1	1	1	1	1			
40	HOLDER - THERMISTOR	COPPER	427430-01	1	1	1	1	1			
41	INSULATION - THERMISTOR	PE FOAM	427441-01	1	1	1	1	1			
42	INSULATED RUBBER TUBE	EPDM	323975G01	1	1	1	1	1			
43	INSULATION	PE FOAM	436671-01	1	1	1	1	1			
44	WIRE SADDLE	VWS4238-C	4A0338-02	3	3	3	3	3			
45	VALVE BODY	70	440352-01	2	2	2	2	2			
46	COIL - VALVE	ABS-25-1-HD-2	440353-01	2	2	2	2	2			
47	BOLT	4X6	440353F01	2	2	2	2	2			
48	DRIER BRACKET	GS	4A0807-01	1	1	-					
	NYLON TIE	-	8911-0301			-					
	T2 SCREW	4X8	7P31-0408	2	2	2	2	2			
49	TEE	COPPER	420041-03	1	1	1	1	1			
50	EVACUATION TUBE	COPPER	4A1553-01	1	1	1	1	1			
51	INSULATION HOLDER	-	340979-01	1	1	1	1	1			
	T2 SCREW	4X8, SS	7P32-0408	2	2	2	2	2			
52	CLAMP	-	4A2338-01	1	1	1	1	1			

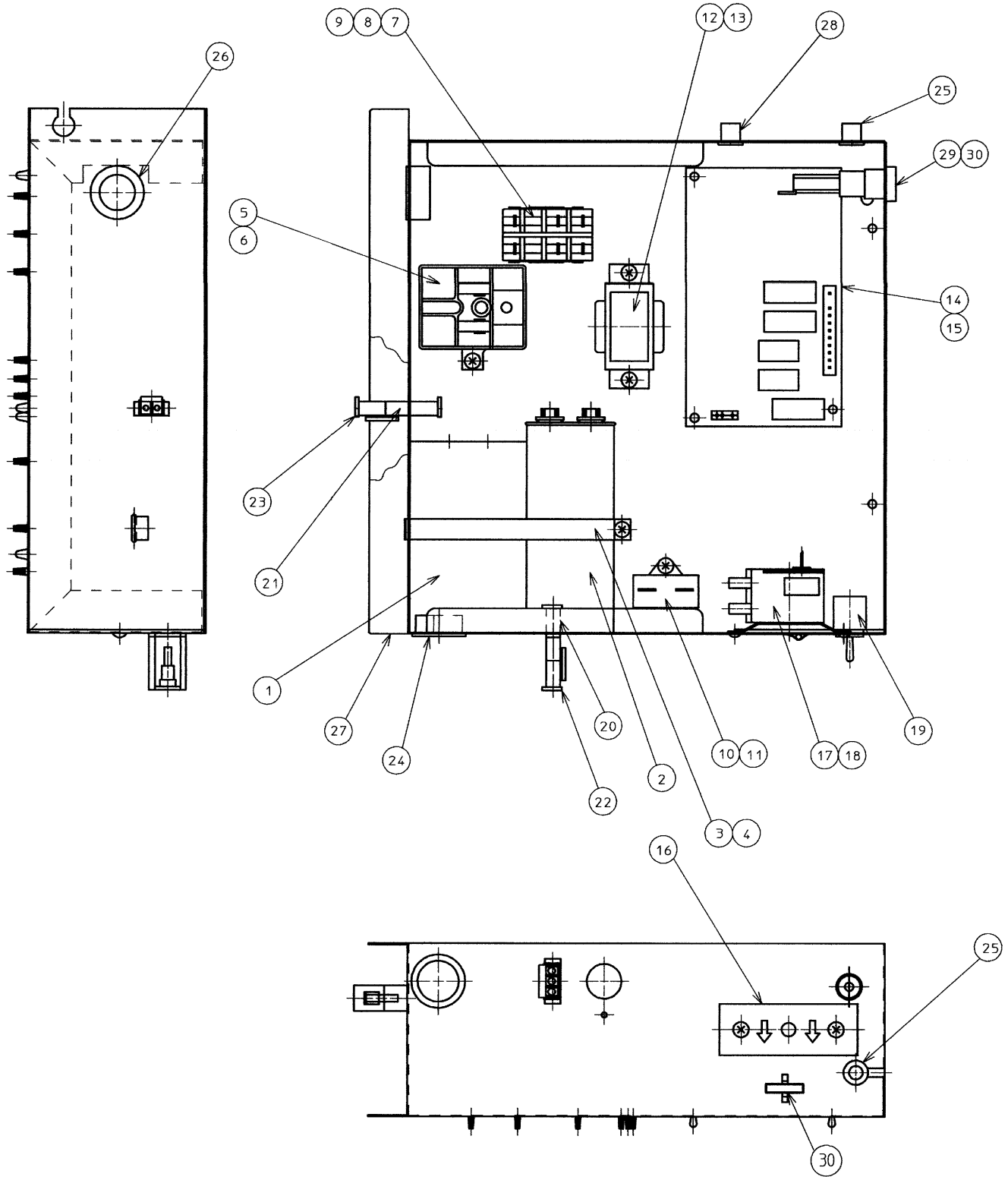


MODEL: KM-130SAH/3, SWH/3, SRH/3 TITLE: C. WATER CIRCUIT											
INDEX NO.	DESCRIPTION	MATERIAL OR MODEL NUMBER	PART NUMBER	REQUIRED NUMBER							
				L-0	M-0	M-1	M-2	M-3	N-0		
H	PUMP MOTOR ASSEMBLY	(S-0730)	215692A01	1	1	1	1	1	1		
	TRUSS HEAD SCREW	SS, 5X8	7C32-0508	2	2	2	2	2	2		
1	WATER SUPPLY PIPE	COPPER	4A0768G01	1	1	1	1	1	1		
	T2 SCREW	4X8	7P31-0408	2	2	2	2	2	2		
2	RUBBER GASKET	SI.R	413854-03	1	1	1	1	1	1		
3	WATER VALVE BRACKET	GS	321443-01	1	1	1	1	1	1		
	T2 SCREW	4X8	7P31-0408	1	1	1	1	1	1		
4	WATER VALVE	J248-030	3U0111-01	1	1	1	1	1	1		
5	DISTRIBUTOR HOSE (A)	SANTOPRENE	325738-01	1	1	1	1	1	1		
6	JOINT PIPE	ABS	439297-01	1	1	1	1	1	1		
7	DISTRIBUTOR HOSE (B)	SANTOPRENE	325738-02	1	1	1	1	1	1		
8	-	-	-								
9	HOSE CLAMP	SS, 13.5 mm	427443-07	6	6	6	6	6	6		
10	SPRAY TUBE	ABS	437049G01	6	6	6	6	6	6		
11	SPRAY GUIDE (A)	PE	208586-01	18	18	18	18	18	18		
12	SEPARATOR (A)	ABS	213622-01	2	2	2	2	2	2		
13	SEPARATOR (B)	ABS	2A0100-01	2	2	2	2	2	2		
14	CUBE GUIDE	ABS	214243-01	2	2	2	2	2	2		
15	HOSE (A)	EPDM	435091-01	1	1	1	1	1	1		
16	DISTRIBUTOR	ABS	438276G01	1	1	1	1	1	1		
17	HOSE CLAMP	SS, 32 mm	427443-09	5	5	5	5	5	5		
18	DISTRIBUTOR HOSE (C)	EPDM	323985-01	2	2	2	2	2	2		
19	HOSE CLAMP	SS, 25 mm	427443-03	11	11	11	11	11	11		
20	HOSE (B)	EPDM	436599-01	1	1	1	1	1	1		

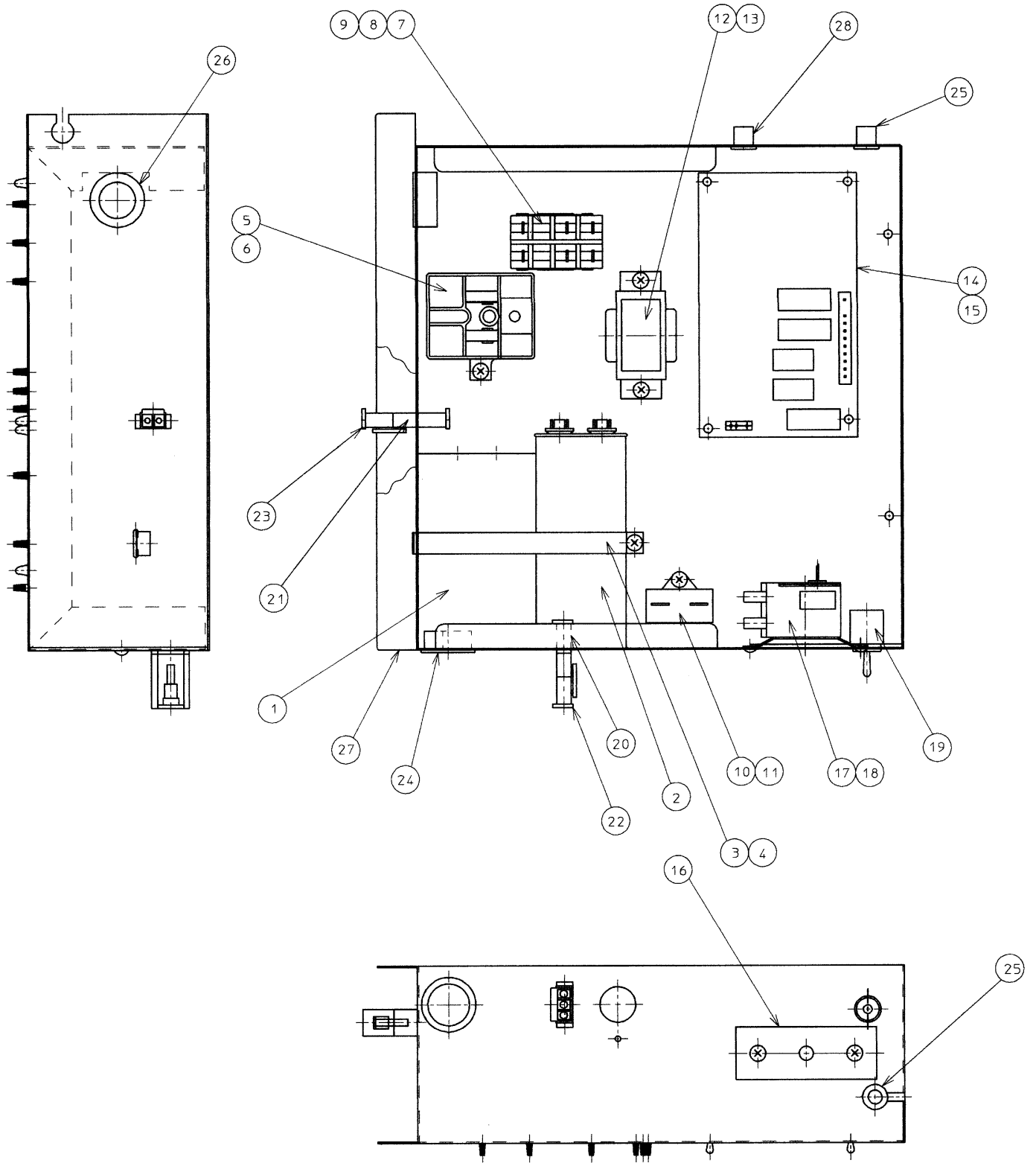
MODEL: KM-1300SAH/3, SWH/3, SRH/3				TITLE: C. WATER CIRCUIT							
INDEX NO.	DESCRIPTION	MATERIAL OR MODEL NUMBER	PART NUMBER	REQUIRED NUMBER							
				L-0	M-0	M-1	M-2	M-3	N-0		
21	VALVE HOUSING - DRAIN	ABS	323613-01	1	1	1	1	1	1		
	T2 SCREW	4X10, SS	7P32-0410	3	3	3	3	3	3		
22	SPRING	SS	322110-01	1	1	1	1	1	1		
23	VALVE SHEET	EPDM	433705-01	1	1	1	1	1	1		
24	OVERFLOW CAP	PE	323978-01	1	1	1	1	1	1		
25	JOINT - OVERFLOW	ABS	323923-02	1	1	1	1	1	1		
26	BUSHING	SB-1500-21	420470-06	2	2	2	2	2	2		
27	FLOAT SW. BRACKET	SS	3A0449-01	1	1	1	1	1	1		
	T2 SCREW	4X8, SS	7P32-0408	2	2	2	2	2	2		
28	CONNECTOR - FLOAT SWITCH	EPDM	426799-04	1	1	1	1	1	1		
29	FLOAT SWITCH	FS-0893B-1	4A0886-01	1	1	1	1	1	1		
	TRUSS HEAD SCREW	4X10, SS	7C32-0410	2	2	2	2	2	2		
30	CLAMP	No.4253	427902-05	1	1	1	1	1	1		
31	"O" RING	1AP18	7611-P018	1	1	1	1	1	1		
32	"O" RING	1AG35	7611-G035	1	1	1	1	1	1		
33	DRAIN HOSE	EPDM	324757-01	1	1	1	1	1	1		
34	DRAIN	AC	309246-01	1	1	1	1	1	1		
35	"O" RING	1AP15	7611-P015	1	1	1	1	1	1		
36	DISTRIBUTOR (C)	ABS	439238-01	1	1	1	1	1	1		
37	JOINT HOSE	EPDM	439296-01	1	1	1	1	1	1		
38	DISTRIBUTOR (B)	ABS	439239-01	1	1	1	1	1	1		
39	FLANGE	EPDM	439267-02	1	1	1	1	1	1		
40	BY-PASS HOSE	EPDM	439237-02	1	1	1	1	1	1		
41	MALE ADAPTOR	ABS, (442137A01)	325826-01	2	2	2	2	2	2		
42	"O" RING	1AP18, (442137A01)	7611-P018	2	2	2	2	2	2		
43	BALL VALVE	PVC, (442137A01)	439293-01	1	1	1	1	1	1		

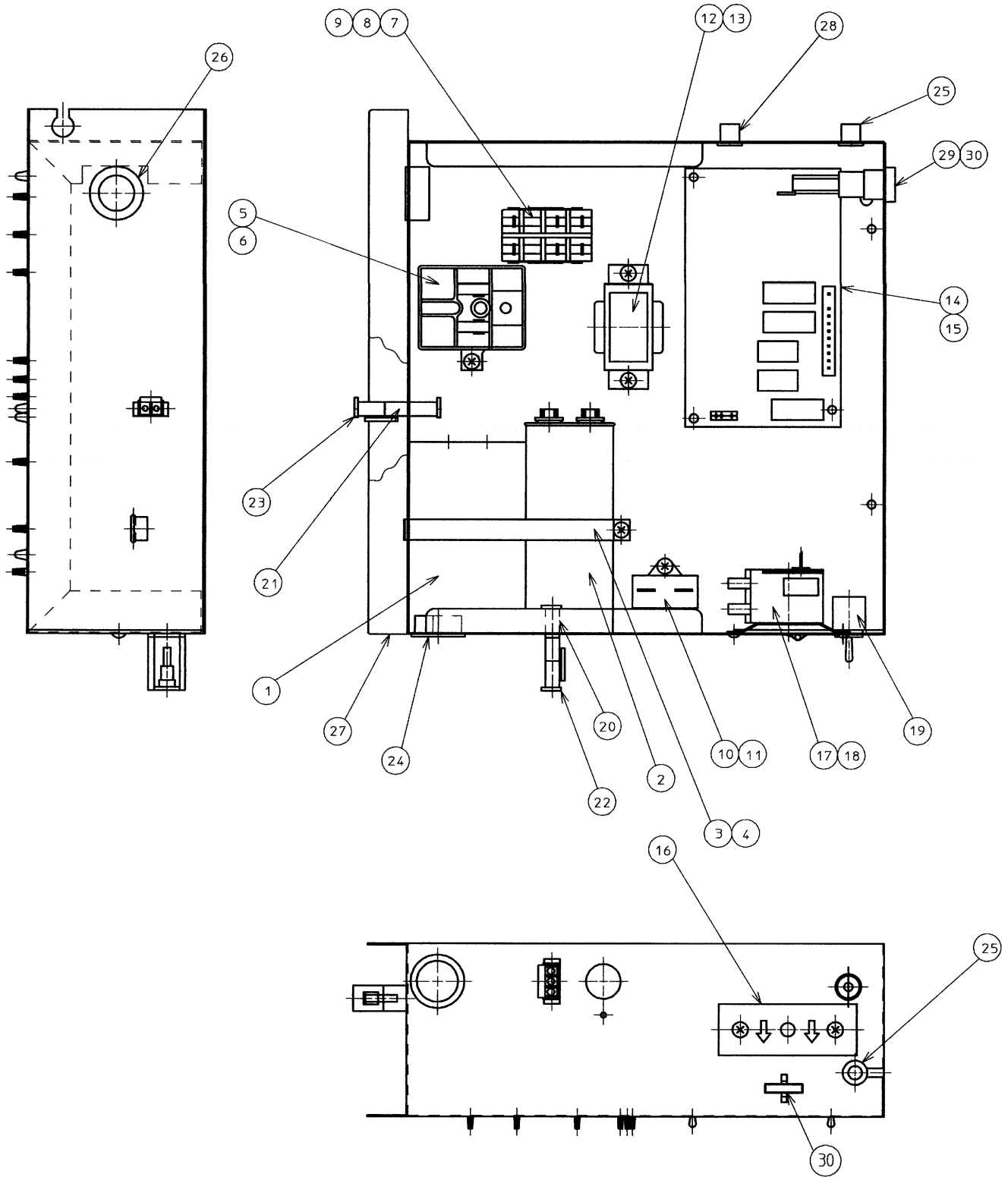
MODEL: KM-1300SAH/3, SWH/3, SRH/3				TITLE: C. WATER CIRCUIT							
INDEX NO.	DESCRIPTION	MATERIAL OR MODEL NUMBER	PART NUMBER	REQUIRED NUMBER							
				L-0	M-0	M-1	M-2	M-3	N-0		
44	VALVE HOLDER	GS	3A1178-01	1	1	1	1	1	1		
	TRUSS HEAD SCREW	4X8	7C31-0408	3	3	3	3	3	3		
45	MICRO SWITCH	V3L-111-D8	4A0365-01	1	1	x1					
		-	4A2546-01			o1	1	1	1		
46	TAPPING SCREW	3X14	431415-02	2	2	2	2	2	2		
47	JOINT HOSE	EPDM	439309-02	1	1	1	1	1	1		
	T2 SCREW	4X8	7P31-0408	1	1	1	1	1	1		
48	HANDLE	JH1352	215383-01	1	1	1	1	1	1		
	T2 SCREW	4X8	7P31-0408	1	1	1	1	1	1		
49	CORNER INSULATION (A)	PE	439376-01	1	1	1	1	1	1		
50	CORNER INSULATION (B)	PE	439392-01	1	1	1	1	1	1		
51	FLOAT SWITCH STOP	SS	4A0137-01	1	1	1	1	1	1		
52	VINYL HOSE	L=170	7716-2732	1	1	1	1	1	1		
53	VINYL HOSE	L=230	7716-2732	1	1	1	1	1	1		
54	INSULATION HOSE	L=80	7762-3555	1	1	1	1	1	1		
55	INSULATION HOSE	L=120	7762-3555	1	1	1	1	1	1		
56	INSULATION HOSE	L=150	7762-3555	1	1	1	1	1	1		
57	SILICONE HOSE	L=140	7730I3812	1	1	1	1	1	1		
58	SILICONE HOSE	L=390	7730I3896	1	1	1	1	1	1		
59	WIRE SADDLE	VWS4238-C	4A0338-02	8	8	8	8	8	8		



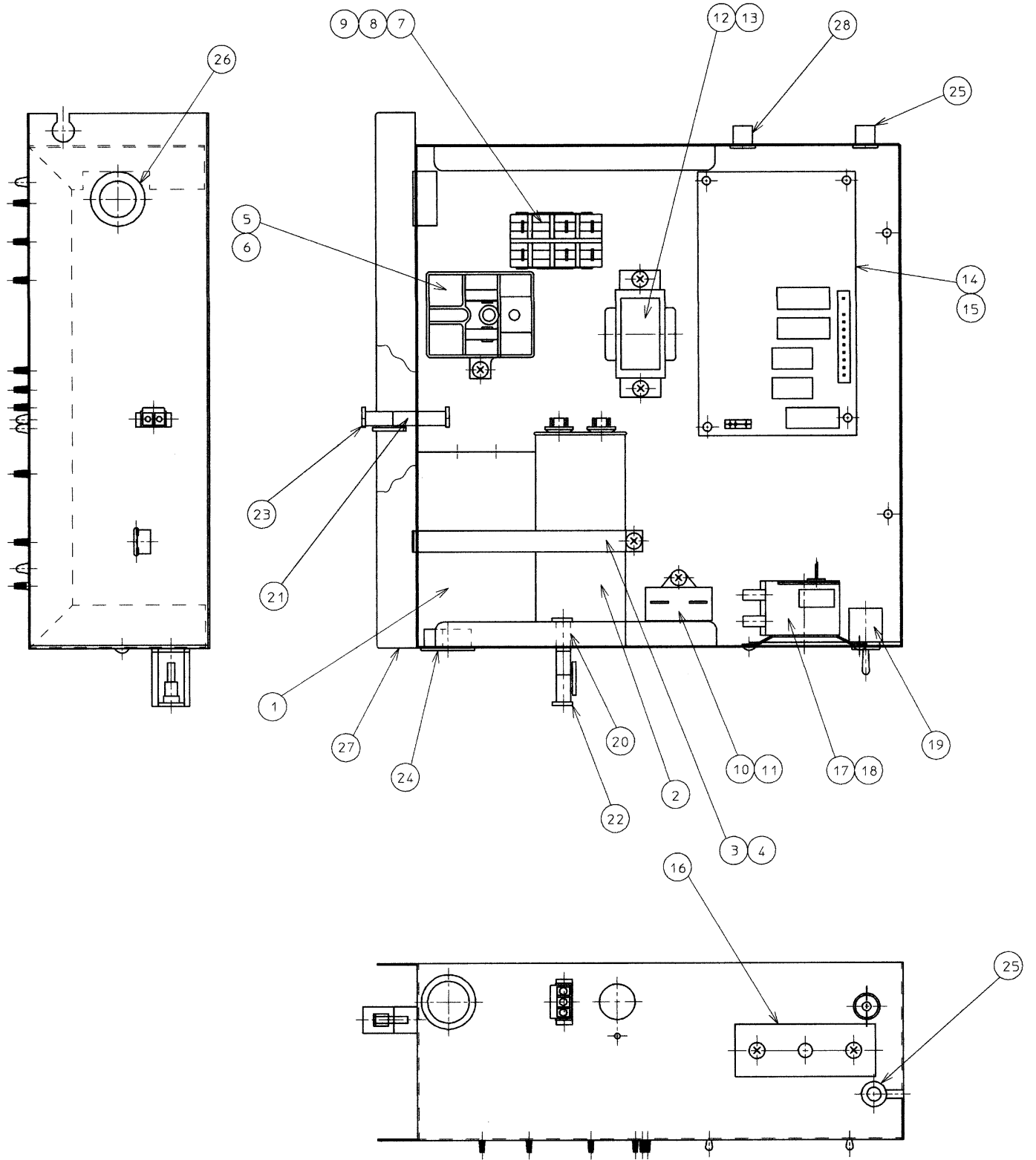


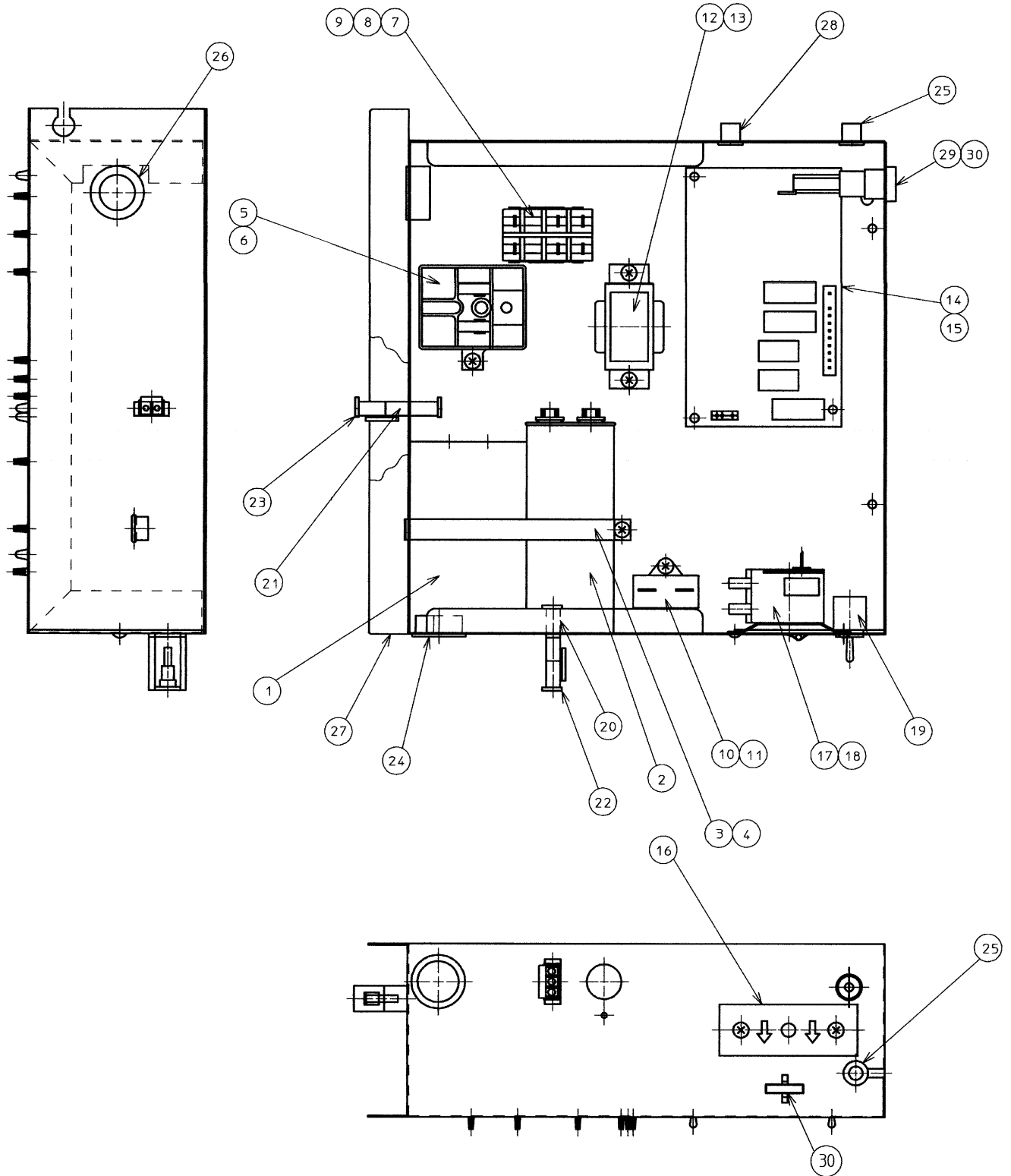
MODEL: KM-1300SAH TITLE: D. CONTROL BOX ASSEMBLY									
INDEX NO.	DESCRIPTION	MATERIAL OR MODEL NUMBER	PART NUMBER	REQUIRED NUMBER					
				L-0	M-0	M-1- M10267B	M10667E- M-2	N-0	
1	CAPACITOR - STARTING	3535B8A0145 A250A5	3A0076-01	1	1	1	1	1	
2	CAPACITOR- RUN	RS37B0035U NHG03	3A2005-05	1	1	1	1	1	
3	STRAP	GS	434580-04	1	1	1	1	1	
4	T2 SCREW	4X8	7P31-0408	1	1	1	1	1	
5	STARTER	-	4A1107-09	1	1	1	1	1	
6	T2 SCREW	4X8	7P31-0408	1	1	1	1	1	
7	MAGNETIC CONTACTOR	VC20	428393-01	1	1	1	1	1	
8	BRACKET	-	428393F01	1	1	1	1	1	
9	T2 SCREW	4X8	7P31-0408	2	2	2	2	2	
10	CAPACITOR	250VAC, 10MFD	443192-01	1	1	1	1	1	
11	T2 SCREW	4X10	7P31-0410	1	1	1	1	1	
12	TRANSFORMER	26D285H	3A0172-01	1	1	1	1	1	
13	T2 SCREW	4X8	7P31-0408	2	2	2	2	2	
14	CONTROLLER BOARD	MY9KM910	2A1410-01	1	1	1	1	1	
15	BOARD SUPPORT	CBLS18-M	4A0336-03	4	4	4	4	4	
16	CONTROL LABEL	PES FILM	4A1758-01	1	1	1	1	1	
17	THERMOSTAT	A30-3842-00	4A0824-02	1	1	1	1	x1	
		-	4A2879-02					o1	
18	TRUSS HEAD SCREW	4X6	7C31-0406	2	2	2	2	2	
19	TOGGLE SWITCH	8966K84	443119-01	1	1	1	1	1	
20	3P PLUG HOUSING	3191-03P	412832-06	1	1	1	1	1	
21	2P PLUG HOUSING	3191-02P	412832-09	1	1	1	1	1	



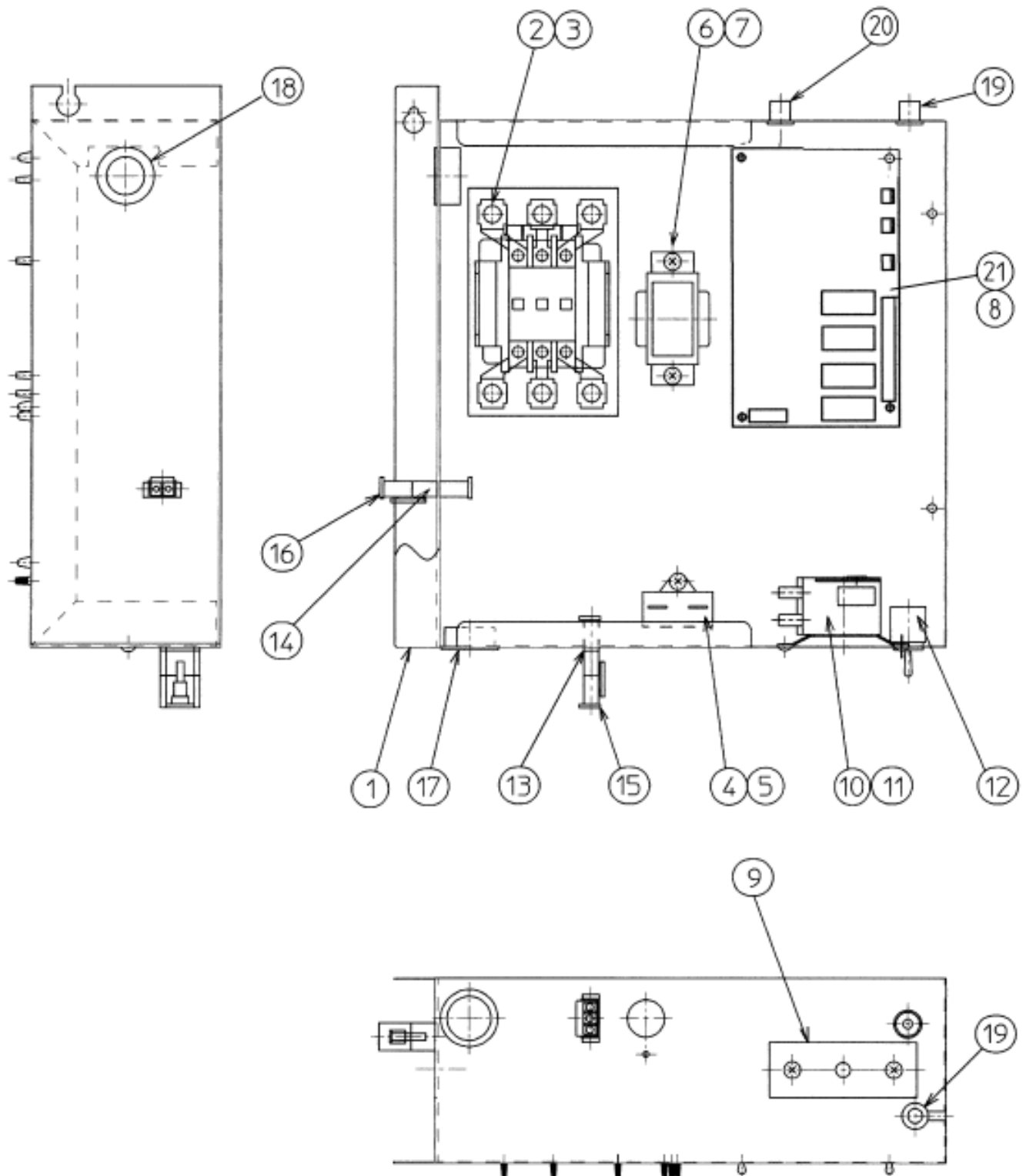


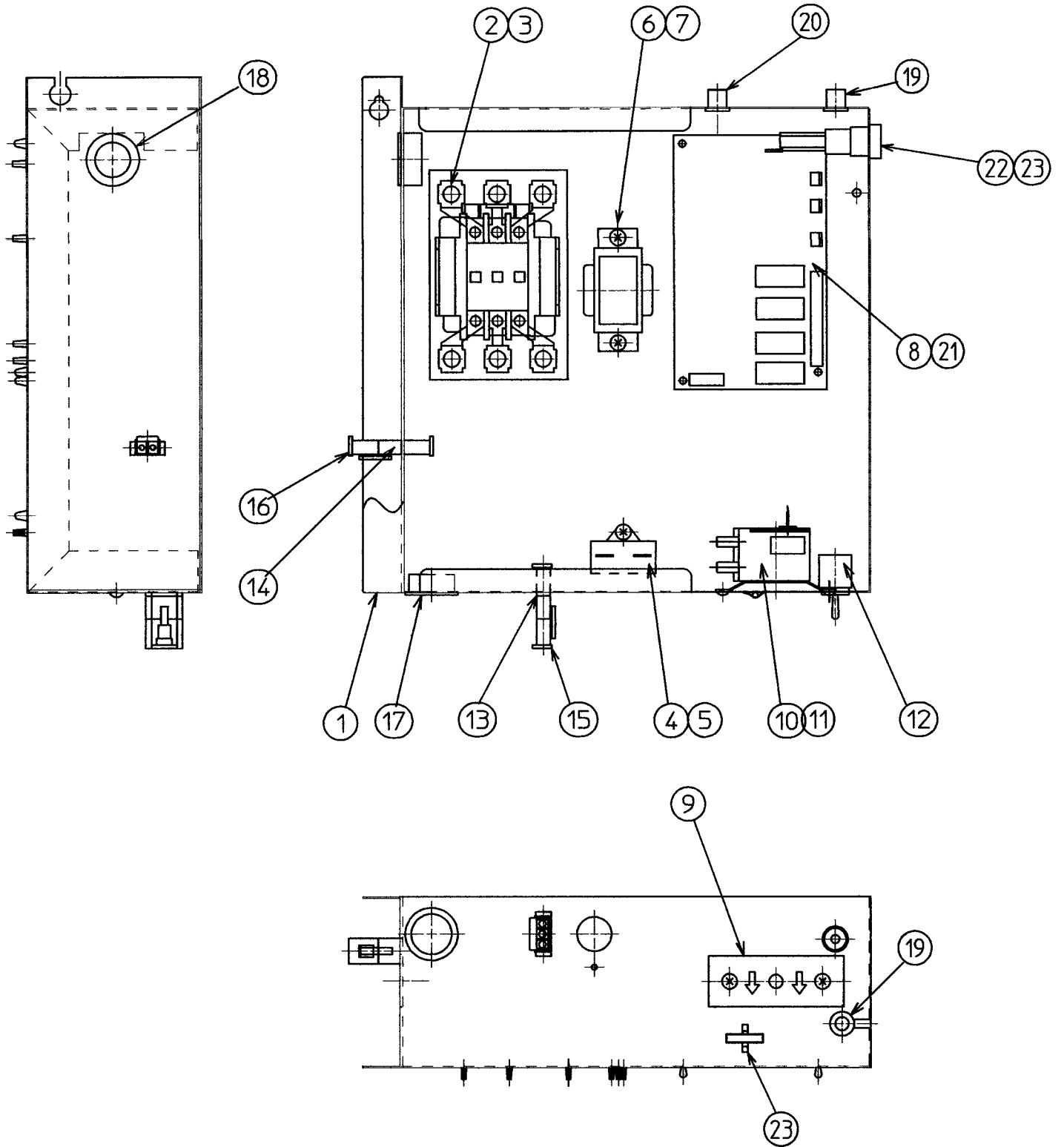
MODEL: KM-1300SWH			TITLE: D. CONTROL BOX ASSEMBLY									
INDEX NO.	DESCRIPTION	MATERIAL OR MODEL NUMBER	PART NUMBER	REQUIRED NUMBER								
				L-0	M-0	M-1	M-2	M-3	N-0			
1	CAPACITOR - STARTING	3535B8A0145 A250A5	3A0076-01	1	1	1	1	1	1			
2	CAPACITOR- RUN	RS37B0035U NHG03	3A2005-05	1	1	1	1	1	1			
3	STRAP	GS	434580-04	1	1	1	1	1	1			
4	T2 SCREW	4X8	7P31-0408	1	1	1	1	1	1			
5	STARTER	-	4A1107-09	1	1	1	1	1	1			
6	T2 SCREW	4X8	7P31-0408	1	1	1	1	1	1			
7	MAGNETIC CONTACTOR	VC20	428393-01	1	1	1	1	1	1			
8	BRACKET	-	428393F01	1	1	1	1	1	1			
9	T2 SCREW	4X8	7P31-0408	2	2	2	2	2	2			
10	CAPACITOR	250VAC, 10MFD	443192-01	1	1	1	1	1	1			
11	T2 SCREW	4X10	7P31-0410	1	1	1	1	1	1			
12	TRANSFORMER	26D285H	3A0172-01	1	1	1	1	1	1			
13	T2 SCREW	4X8	7P31-0408	2	2	2	2	2	2			
14	CONTROLLER BOARD	MY9KM910	2A1410-01	1	1	1	1	1	1			
15	BOARD SUPPORT	CBLS18-M	4A0336-03	4	4	4	4	4	4			
16	CONTROL LABEL	PES FILM	4A1758-01	1	1	1	1	1	1			
17	THERMOSTAT	A30-3842-00	4A0824-02	1	1	1	1	x1				
		-	4A2879-02					o1	1			
18	TRUSS HEAD SCREW	4X6	7C31-0406	2	2	2	2	2	2			
19	TOGGLE SWITCH	8966K84	443119-01	1	1	1	1	1	1			
20	3P PLUG HOUSING	3191-03P	412832-06	1	1	1	1	1	1			
21	2P PLUG HOUSING	3191-02P	412832-09	1	1	1	1	1	1			



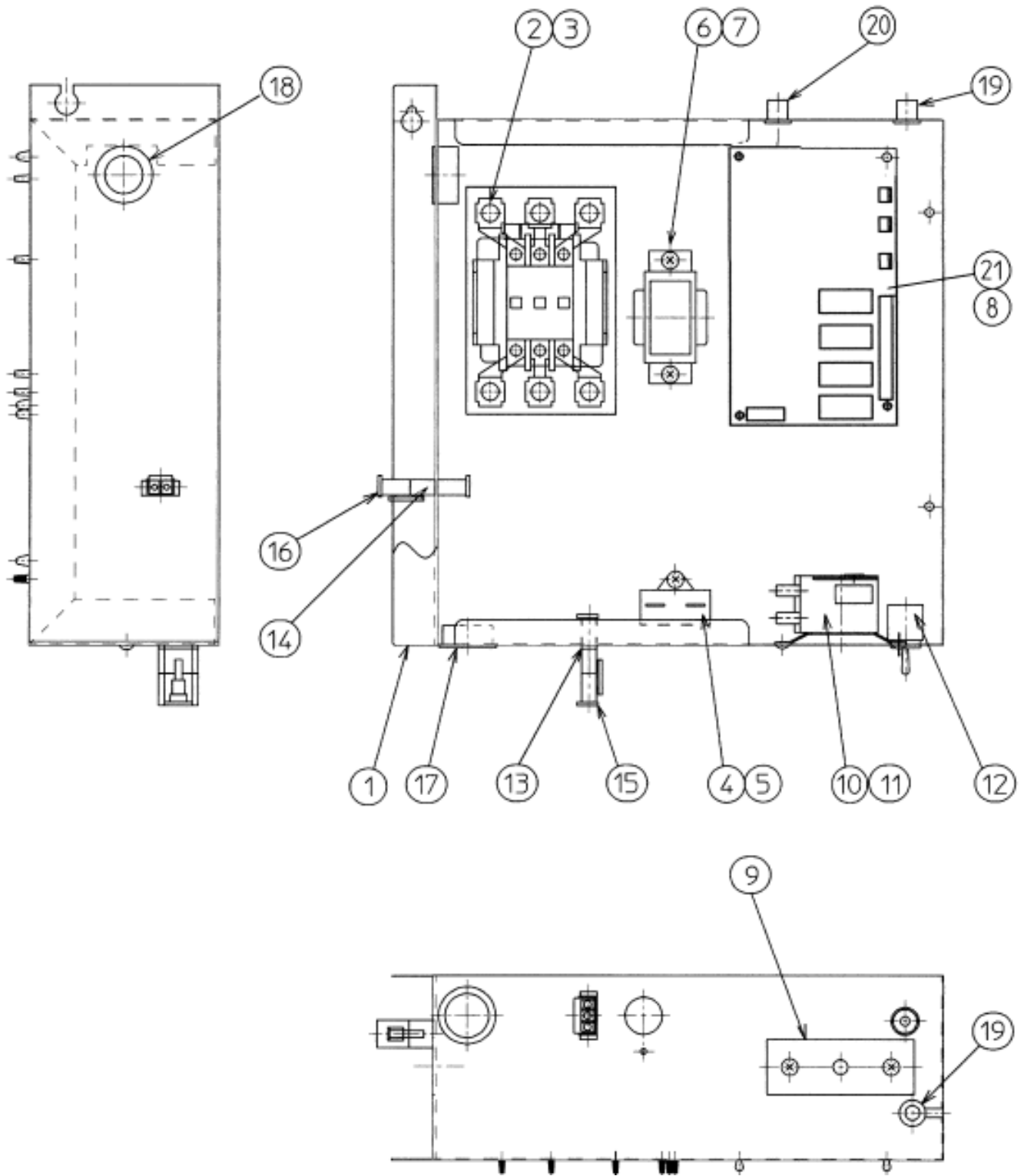


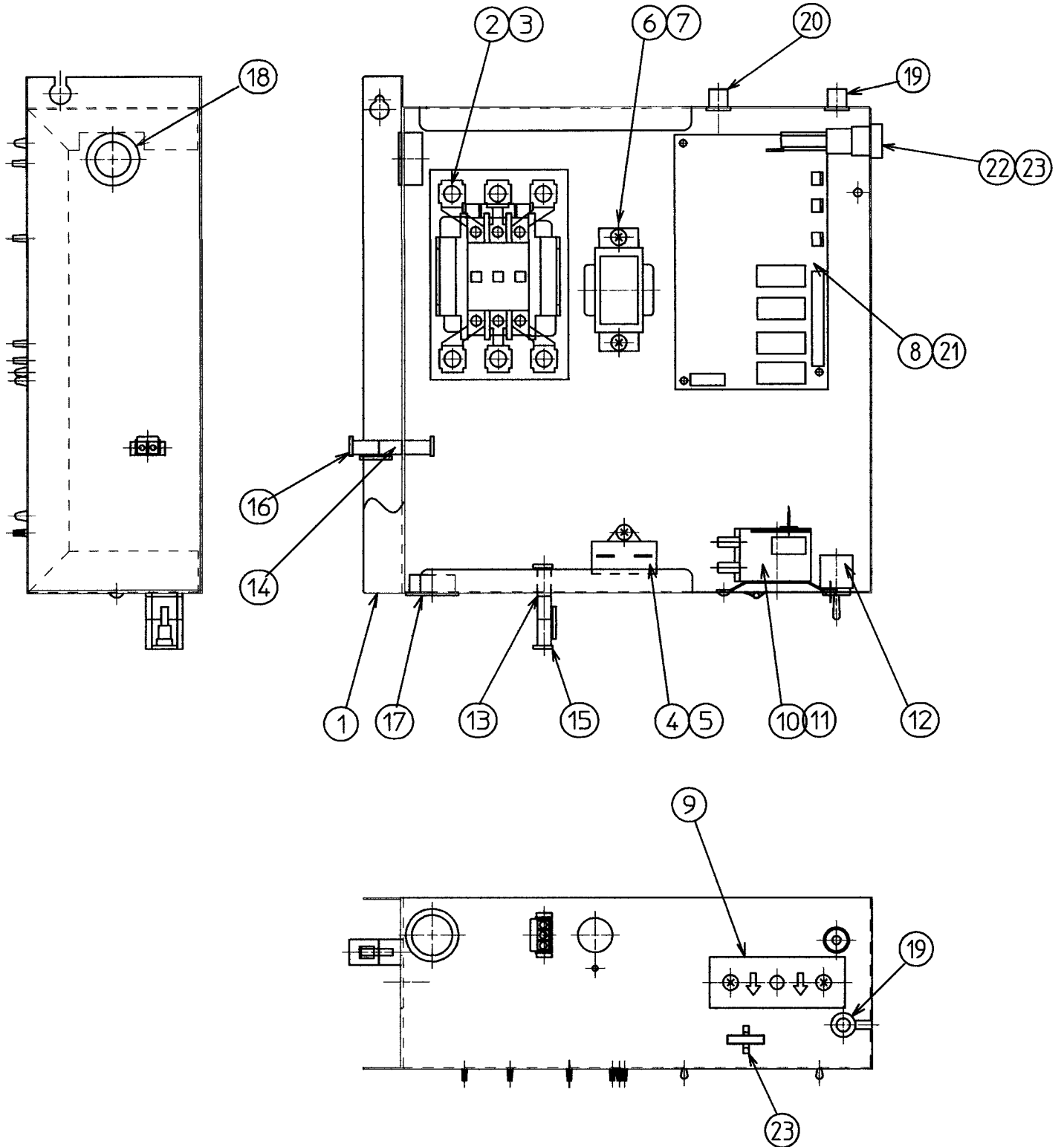
MODEL: KM-1300SRH			TITLE: D. CONTROL BOX ASSEMBLY									
INDEX NO.	DESCRIPTION	MATERIAL OR MODEL NUMBER	PART NUMBER	REQUIRED NUMBER								
				L-0	M-0	M-1	M-2	N-0				
1	CAPACITOR - STARTING	3535B8A0145 A250A5	3A0076-01	1	1	1	1	1				
2	CAPACITOR- RUN	RS37B0035U NHG03	3A2005-05	1	1	1	1	1				
3	STRAP	GS	434580-04	1	1	1	1	1				
4	T2 SCREW	4X8	7P31-0408	1	1	1	1	1				
5	STARTER	-	4A1107-09	1	1	1	1	1				
6	T2 SCREW	4X8	7P31-0408	1	1	1	1	1				
7	MAGNETIC CONTACTOR	VC20	428393-01	1	1	1	1	1				
8	BRACKET	-	428393F01	1	1	1	1	1				
9	T2 SCREW	4X8	7P31-0408	2	2	2	2	2				
10	CAPACITOR	250VAC, 10MFD	443192-01	1	1	1	1	1				
11	T2 SCREW	4X10	7P31-0410	1	1	1	1	1				
12	TRANSFORMER	26D285H	3A0172-01	1	1	1	1	1				
13	T2 SCREW	4X8	7P31-0408	2	2	2	2	2				
14	CONTROLLER BOARD	MY9KM910	2A1410-01	1	1	1	1	1				
15	BOARD SUPPORT	CBLS18-M	4A0336-03	4	4	4	4	4				
16	CONTROL LABEL	PES FILM	4A1758-01	1	1	1	1	1				
17	THERMOSTAT	A30-3842-00	4A0824-02	1	1	1	1	x1				
		-	4A2879-02					o1				
18	TRUSS HEAD SCREW	4X6	7C31-0406	2	2	2	2	2				
19	TOGGLE SWITCH	8966K84	443119-01	1	1	1	1	1				
20	3P PLUG HOUSING	3191-03P	412832-06	1	1	1	1	1				
21	2P PLUG HOUSING	3191-02P	412832-09	1	1	1	1	1				



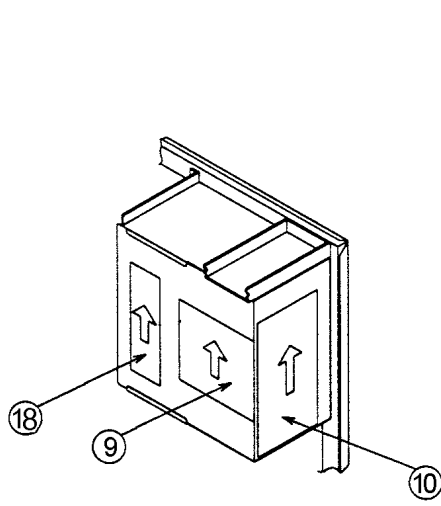


MODEL: KM-1300SAH3, KM-1300SRH3				TITLE: D. CONTROL BOX ASSEMBLY								
INDEX NO.	DESCRIPTION	MATERIAL OR MODEL NUMBER	PART NUMBER	REQUIRED NUMBER								
				L-0	M-0	M-1	M-2	N-0				
1	CONTROL BOX	GS	2A1082G02	1	1	1	-					
		GS	2A2524G01				1	1				
2	MAGNETIC CONTACTOR	A77-309040A-226	4A0794-01	1	1	1	1	1				
3	TRUSS HEAD	4X12	7C31-0412	2	2	2	2	2				
4	CAPACITOR	250VAC, 10MFD	443192-01	1	1	1	1	1				
5	T2 SCREW	4X10	7P31-0410	1	1	1	1	1				
6	TRANSFORMER	26D285H	3A0172-01	1	1	1	1	1				
7	T2 SCREW	4X8	7P31-0408	2	2	2	2	2				
8	BOARD SUPPORT	CBLS18-M	4A0336-03	4	4	4	4	4				
9	CONTROL LABEL	PES FILM	4A1758-01	1	1	1	1	1				
10	THERMOSTAT	A30-3842-00	4A0824-02	1	1	x1						
		-	4A2879-02			o1	1	1				
11	TRUSS HEAD SCREW	4X6	7C31-0406	2	2	2	2	2				
12	TOGGLE SWITCH	8966K84	443119-01	1	1	1	1	1				
13	3P PLUG HOUSING	3191-03P	412832-06	1	1	1	1	1				
14	2P PLUG HOUSING	3191-02P	412832-07	1	1	1	1	1				
15	3P RECEPTACLE HOUSING	3191-03R1	412831-06	1	1	1	1	1				
16	2P RECEPTACLE HOUSING	3191-02PR1	412831-07	1	1	1	1	1				
17	BUSHING	SB-1093-15	420470-03	1	1	1	1	1				
18	BUSHING	SB-1093-13	420470-12	1	1	1	1	1				
19	BUSHING	OCB-500	428394-02	2	2	2	2	2				
20	BUSHING	OCB-875	428394-04	1	1	1	1	1				
21	CONTROLLER BOARD	-	2A1410-01	1	1	1	1	1				
22	FUSE HOLDER	-	4A0892-01				1	1				
23	FUSE	-	4A0893-07				2	2				

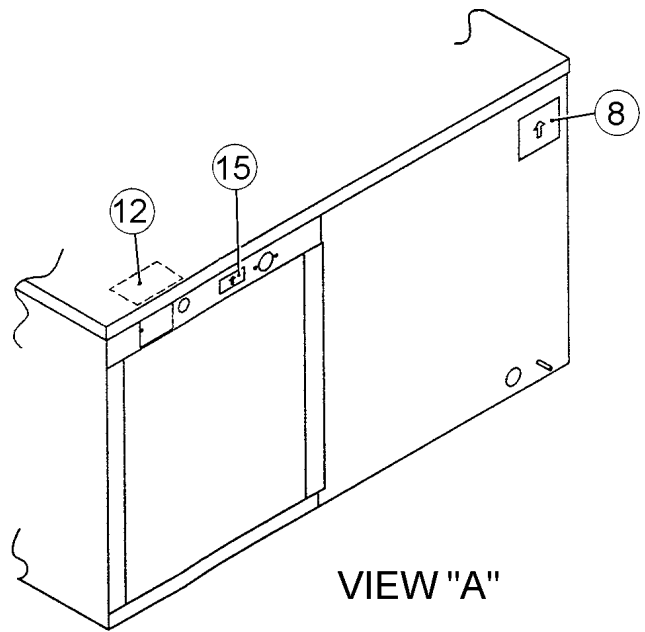




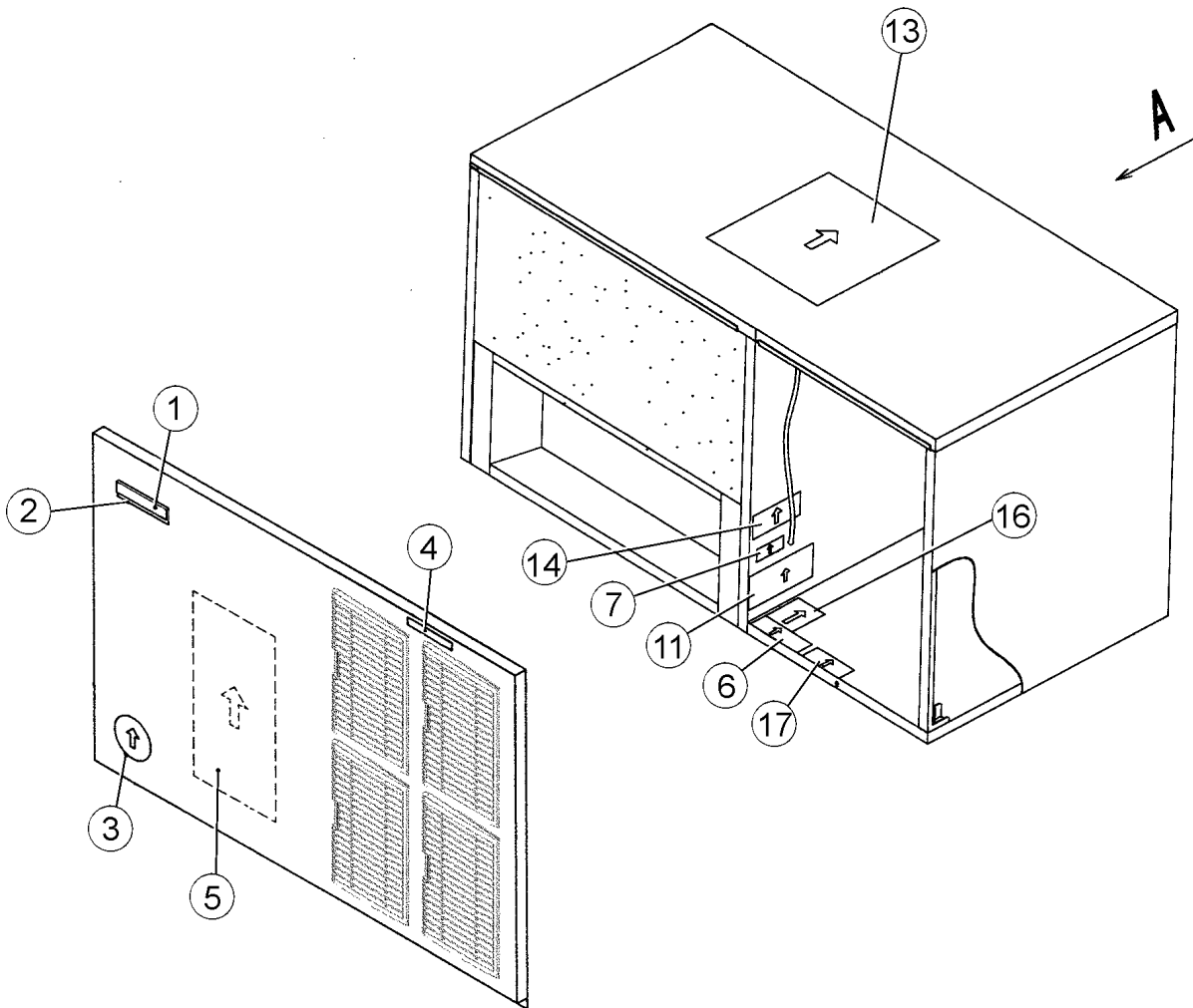
MODEL: KM-1300SWH3			TITLE: D. CONTROL BOX ASSEMBLY									
INDEX NO.	DESCRIPTION	MATERIAL OR MODEL NUMBER	PART NUMBER	REQUIRED NUMBER								
				L-0	M-0	M-1	M-2	N-0				
1	CONTROL BOX	GS	2A1082G02	1	1	-						
		GS	2A2524G01			1	1	1				
2	MAGNETIC CONTACTOR	A77-309040A-226	4A0794-01	1	1	1	1	1				
3	TRUSS HEAD	4X12	7C31-0412	2	2	2	2	2				
4	CAPACITOR	250VAC, 10MFD	443192-01	1	1	1	1	1				
5	T2 SCREW	4X10	7P31-0410	1	1	1	1	1				
6	TRANSFORMER	26D285H	3A0172-01	1	1	1	1	1				
7	T2 SCREW	4X8	7P31-0408	2	2	2	2	2				
8	BOARD SUPPORT	CBLS18-M	4A0336-03	4	4	4	4	4				
9	CONTROL LABEL	PES FILM	4A1758-01	1	1	1	1	1				
10	THERMOSTAT	A30-3842-00	4A0824-02	1	1	x1						
		-	4A2879-02			o1	1	1				
11	TRUSS HEAD SCREW	4X6	7C31-0406	2	2	2	2	2				
12	TOGGLE SWITCH	8966K84	443119-01	1	1	1	1	1				
13	3P PLUG HOUSING	3191-03P	412832-06	1	1	1	1	1				
14	2P PLUG HOUSING	3191-02P	412832-07	1	1	1	1	1				
15	3P RECEPTACLE HOUSING	3191-03R1	412831-06	1	1	1	1	1				
16	2P RECEPTACLE HOUSING	3191-02PR1	412831-07	1	1	1	1	1				
17	BUSHING	SB-1093-15	420470-03	1	1	1	1	1				
18	BUSHING	SB-1093-13	420470-12	1	1	1	1	1				
19	BUSHING	OCB-500	428394-02	2	2	2	2	2				
20	BUSHING	OCB-875	428394-04	1	1	1	1	1				
21	CONTROLLER BOARD	-	2A1410-01	1	1	1	1	1				
22	FUSE HOLDER	-	4A0892-01			1	1	1				
23	FUSE	-	4A0893-07			2	2	2				

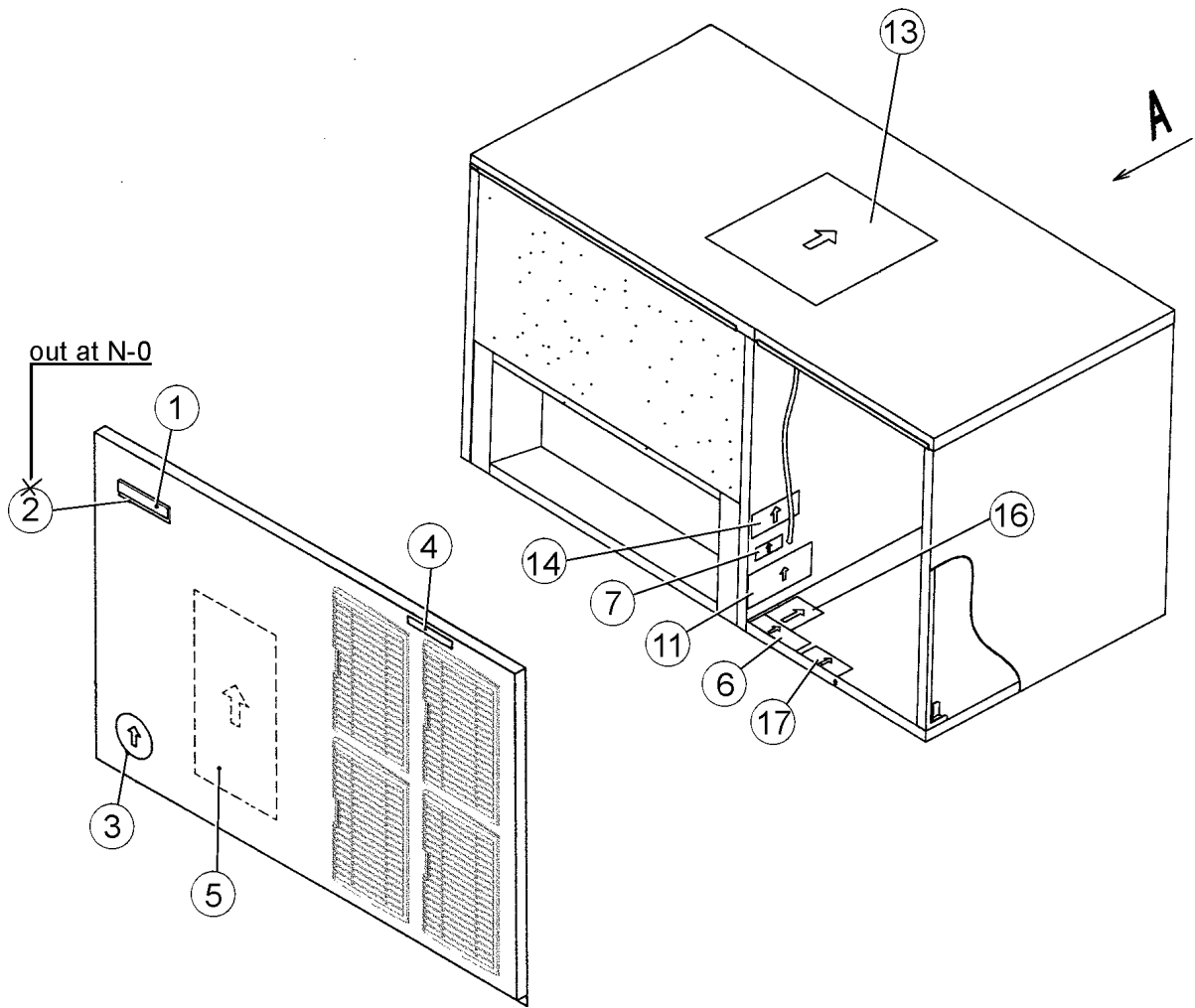
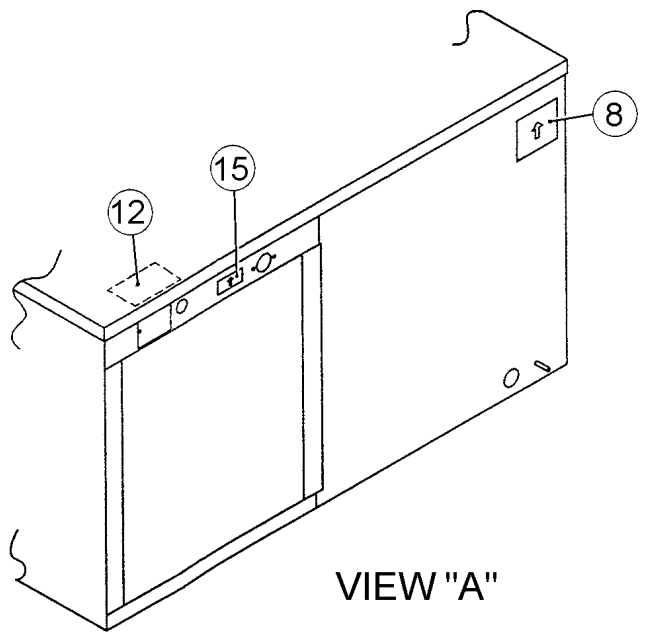
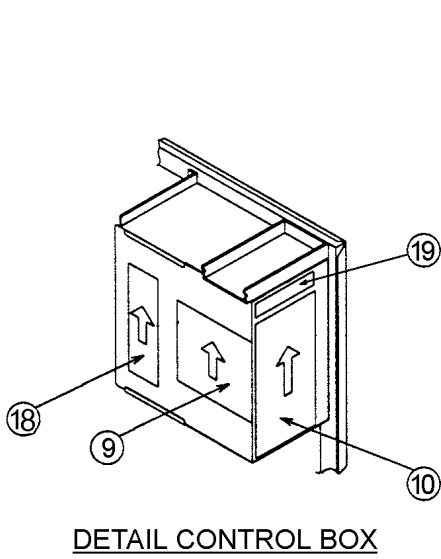


DETAIL CONTROL BOX

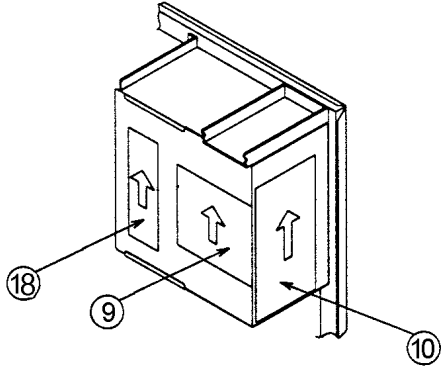


VIEW "A"

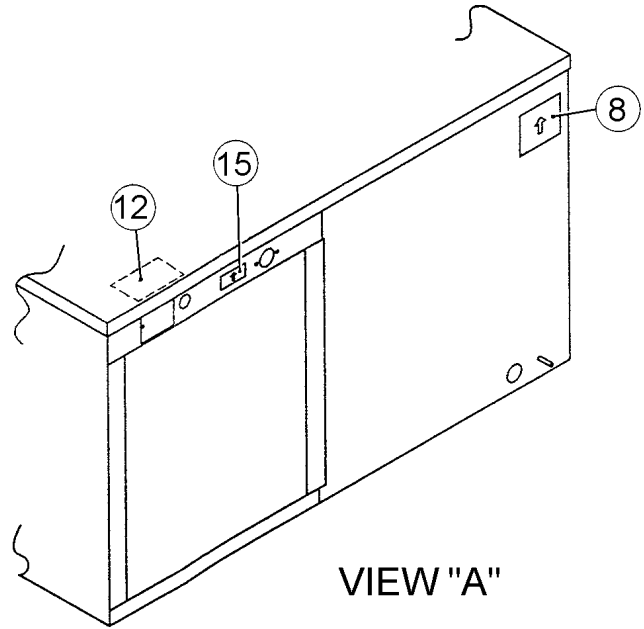




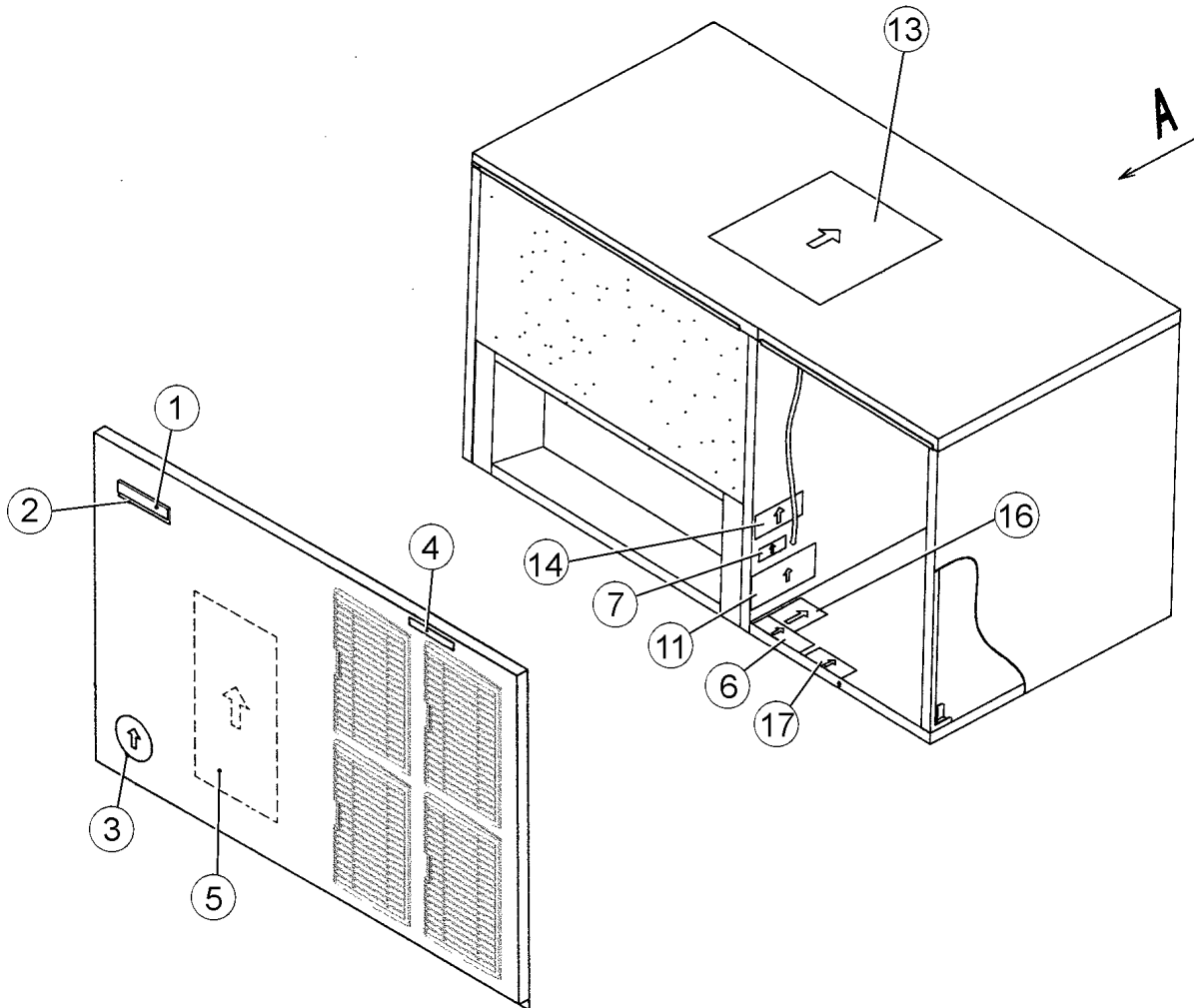
MODEL: KM-1300SAH TITLE: E. LABEL LOCATION									
INDEX NO.	DESCRIPTION	MATERIAL OR MODEL NUMBER	PART NUMBER	REQUIRED NUMBER					
				L-0	M-0	M-1- M10267B	M10667E- M-2	N-0	
1	EMBLEM	PETP FILM	4A0560-01	1	1	1	1	1	
2	MODEL NUMBER LABEL	PETP FILM	4A2356-23	1	1	1	1	-	
3	LABEL - PENGUIN (R)	PETP FILM	4A0526-01	1	1	1	1	1	
4	LABEL - AIR FILTER	PETP FILM	426177-01	1	1	1	1	1	
5	MAINTENANCE LABEL	PVC FILM	326275-01	1	1	1	x1		
		PVC FILM	3A1770-01				o1	1	
6	CAUTION LABEL (K)	PVC FILM	439150-01	1	1	1	1	1	
7	LABEL – R404A	PES FILM	4A0960-01	1	1	1	1	1	
8	NAMEPLATE	PES FILM	4A2486-01	1	1	1	1	x1	
			1A0749-01					o1	
9	WIRING LABEL	PVC FILM	328081-01	1	1	1	-		
		PVC FILM	3A2395-01				1	1	
10	MANUAL LABEL	PVC FILM	324476-01	1	1	1	1	1	
11	MANUAL LABEL - BIN CONTROL	PVC FILM	324477-01	1	1	1	1	1	
12	TAG - WARNING: ELECTRICAL CONNECTION	PAPER	428430-01	1	1	1	1	1	
13	INSTRUCTION SHEET	PAPER	2A2232-01	1	1	1	1	1	
14	OPERATION LABEL - VALVE	PVC FILM	439541-01	1	1	1	1	1	
15	INSTRUCTION LABEL	PVC FILM	444575-01	1	1	1	1	1	
16	RATING LABEL	PES FILM	4A2476-01	1	1	1	1	x1	
		PES FILM	1A0750-01					o1	
17	CAUTION LABEL (F)	PVC FILM	439146-01	1	1	1	1	1	
18	LABEL - CONTROL BOARD	-	3A1272-01	1	1	1	1	x1	
		-	3A2220-01					o1	
19	LABEL – FUSE	-	4A2817-01				1	1	



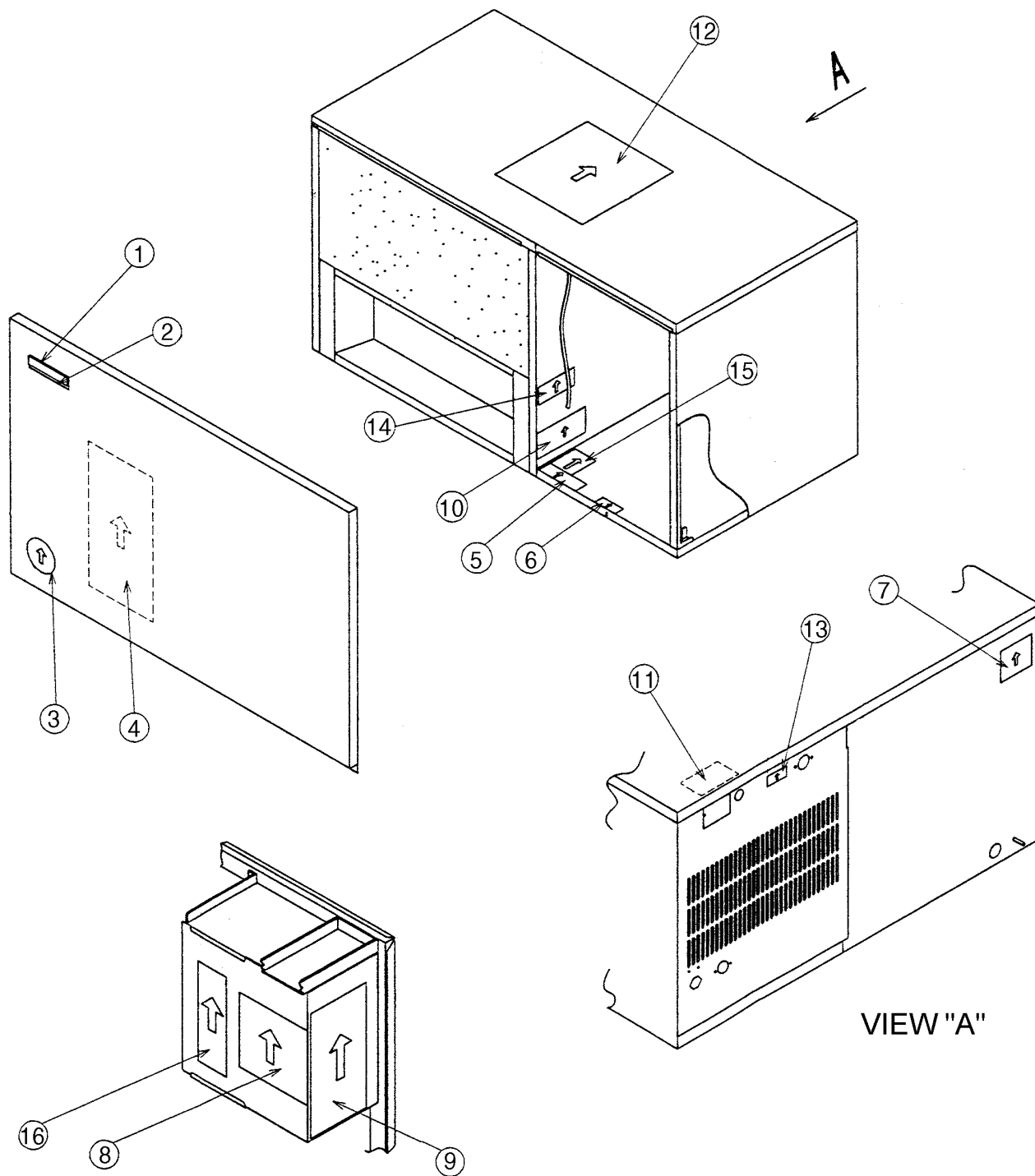
DETAIL CONTROL BOX



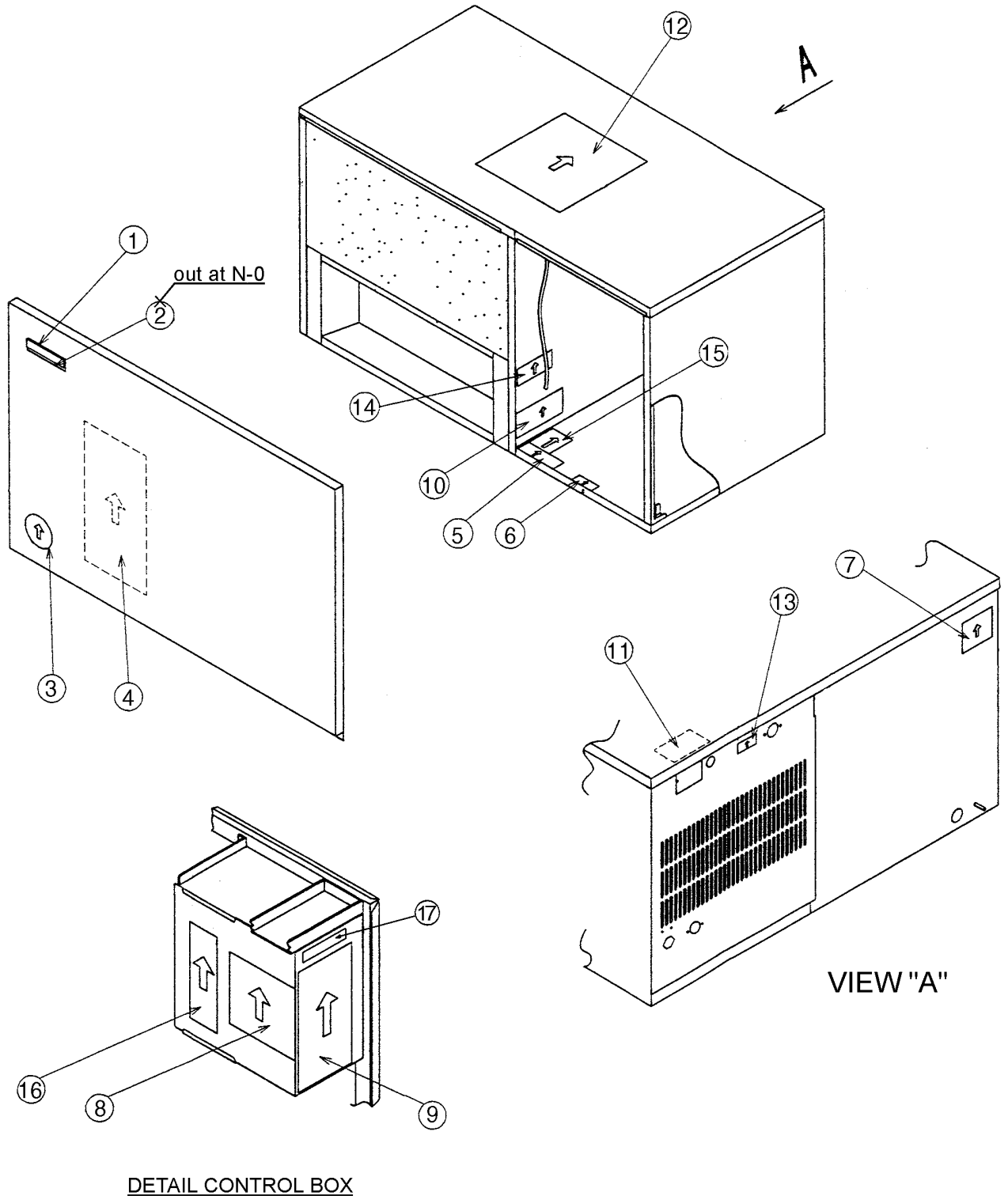
VIEW "A"



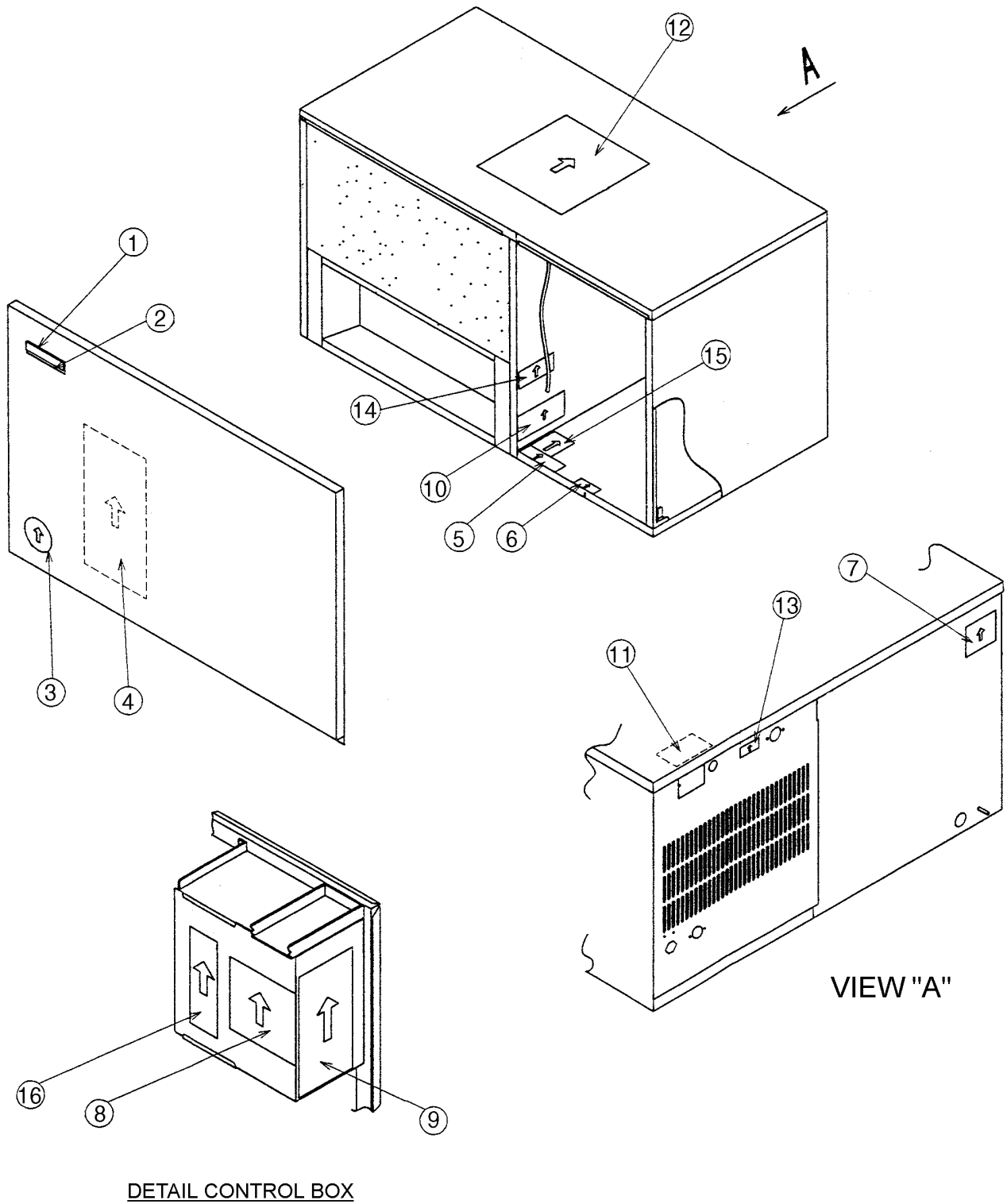
MODEL: KM-1300SAH3 TITLE: E. LABEL LOCATION										
INDEX NO.	DESCRIPTION	MATERIAL OR MODEL NUMBER	PART NUMBER	REQUIRED NUMBER						
				L-0	M-0	M-1	M-2	N-0		
1	EMBLEM	PETP FILM	4A0560-01	1	1	1	1	1		
2	MODEL NUMBER LABEL	PETP FILM	4A2356-23	1	1	1	1	1		
3	LABEL - PENGUIN (R)	PETP FILM	4A0526-01	1	1	1	1	1		
4	LABEL - AIR FILTER	PETP FILM	426177-01	1	1	1	1	1		
5	MAINTENANCE LABEL	PVC FILM	326275-01	1	1	1	x1			
		PVC FILM	3A1770-01				o1	1		
6	CAUTION LABEL (K)	PVC FILM	439150-01	1	1	1	1	1		
7	LABEL – R404A	PES FILM	4A0960-01	1	1	1	1	1		
8	NAMEPLATE	PES FILM	4A2486-01	1	1	1	x1			
			1A0749-01				o1	1		
9	WIRING LABEL	PVC FILM	328081-01	1	1	1	-			
		PVC FILM	3A2395-01				1	1		
10	MANUAL LABEL	PVC FILM	324476-01	1	1	1	1	1		
11	MANUAL LABEL - BIN CONTROL	PVC FILM	324477-01	1	1	1	1	1		
12	TAG - WARNING: ELECTRICAL CONNECTION	PAPER	428430-01	1	1	1	1	1		
13	INSTRUCTION SHEET	PAPER	2A2232-01	1	1	1	1	1		
14	OPERATION LABEL - VALVE	PVC FILM	439541-01	1	1	1	1	1		
15	INSTRUCTION LABEL	PVC FILM	444575-01	1	1	1	1	1		
16	RATING LABEL	PES FILM	4A2476-01	1	1	1	x1			
		PES FILM	1A0750-01				o1	1		
17	CAUTION LABEL (F)	PVC FILM	439146-01	1	1	1	1	1		
18	LABEL - CONTROL BOARD	-	3A1272-01	1	1	1	x1			
		-	3A2220-01				o1	1		
19	LABEL – FUSE	-	4A2817-01				1	1		



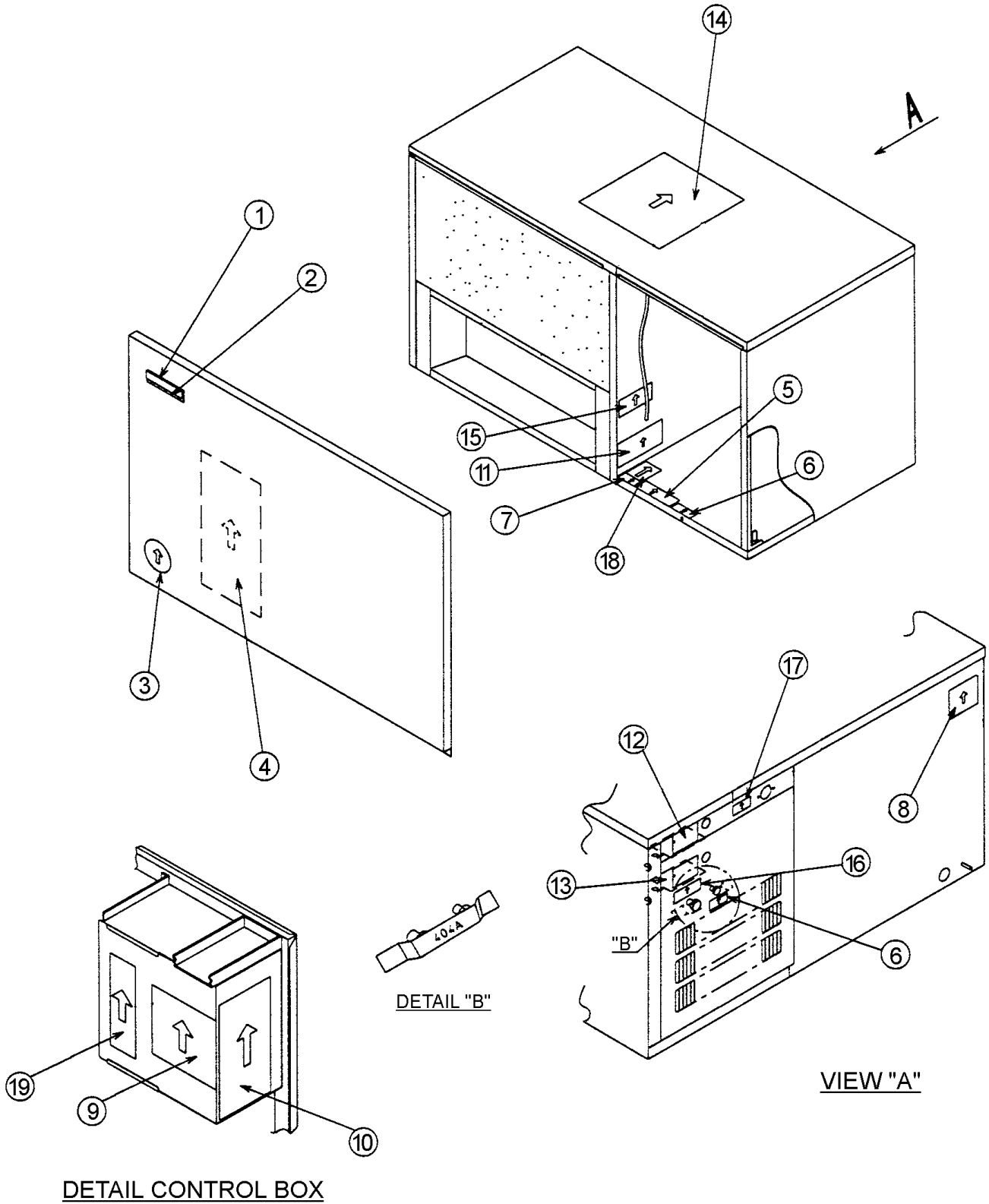
DETAIL CONTROL BOX

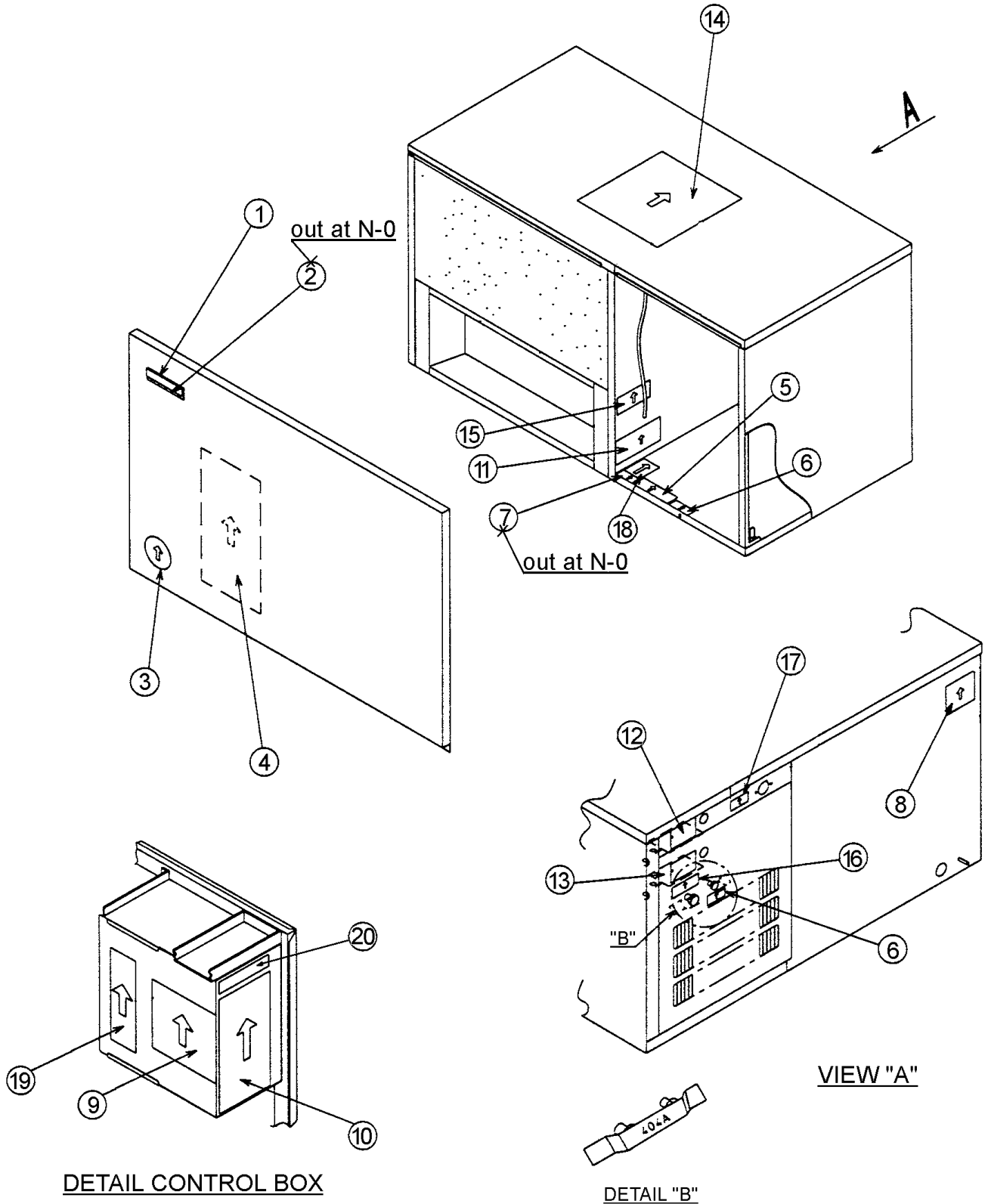


MODEL: KM-1300SWH TITLE: E. LABEL LOCATION											
INDEX NO.	DESCRIPTION	MATERIAL OR MODEL NUMBER	PART NUMBER	REQUIRED NUMBER							
				L-0	M-0	M-1	M-2	M-3	N-0		
1	EMBLEM	PETP FILM	4A0560-01	1	1	1	1	1	1		
2	MODEL NUMBER LABEL	PETP FILM	4A2356-24	1	1	1	1	1	-		
3	LABEL - PENGUIN (R)	PETP FILM	4A0526-01	1	1	1	1	1	1		
4	MAINTENANCE LABEL	PVC FILM	326275-01	1	1	1	1	x1			
		PVC FILM	3A1770-01					o1	1		
5	CAUTION LABEL (K)	PVC FILM	439150-01	1	1	1	1	1	1		
6	LABEL – R404A	PES FILM	4A0960-01	1	1	1	1	1	1		
7	NAMEPLATE	PES FILM	4A2487-01	1	1	1	-				
		PES FILM	4A2732-01				1	1	x1		
		-	1A0749-02						o1		
8	WIRING LABEL	PVC FILM	328081-01	1	1	1	1	-			
		PVC FILM	3A2395-01					1	1		
9	MANUAL LABEL	PVC FILM	324476-01	1	1	1	1	1	1		
10	MANUAL LABEL - BIN CONTROL	PVC FILM	324477-01	1	1	1	1	1	1		
11	TAG - WARNING: ELECTRICAL CONNECTION	PAPER	428430-01	1	1	1	1	1	1		
12	INSTRUCTION SHEET	PAPER	2A2232-01	1	1	1	1	1	1		
13	INSTRUCTION LABEL	PVC FILM	444575-01	1	1	1	1	1	1		
14	OPERATION LABEL - VALVE	PVC FILM	439541-01	1	1	1	1	1	1		
15	RATING LABEL	PES FILM	4A2477-01	1	1	1	-				
		PES FILM	4A2733-01				1	1	x1		
		-							o1		
16	LABEL - CONTROL BOARD	-	3A1272-01	1	1	1	1	1	x1		
		-	3A2220-01						o1		
17	LABEL – FUSE	-	4A2817-01					1	1		

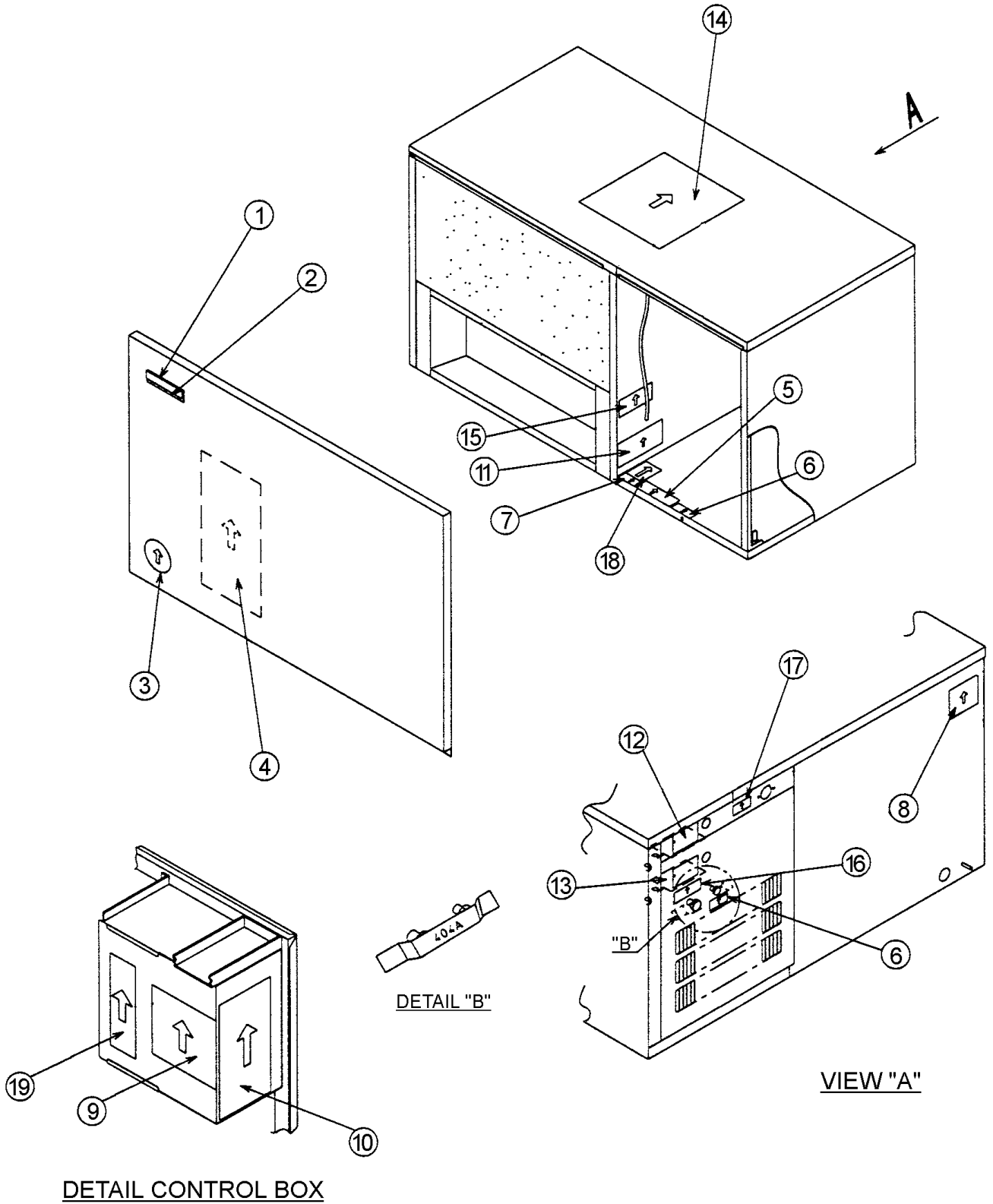


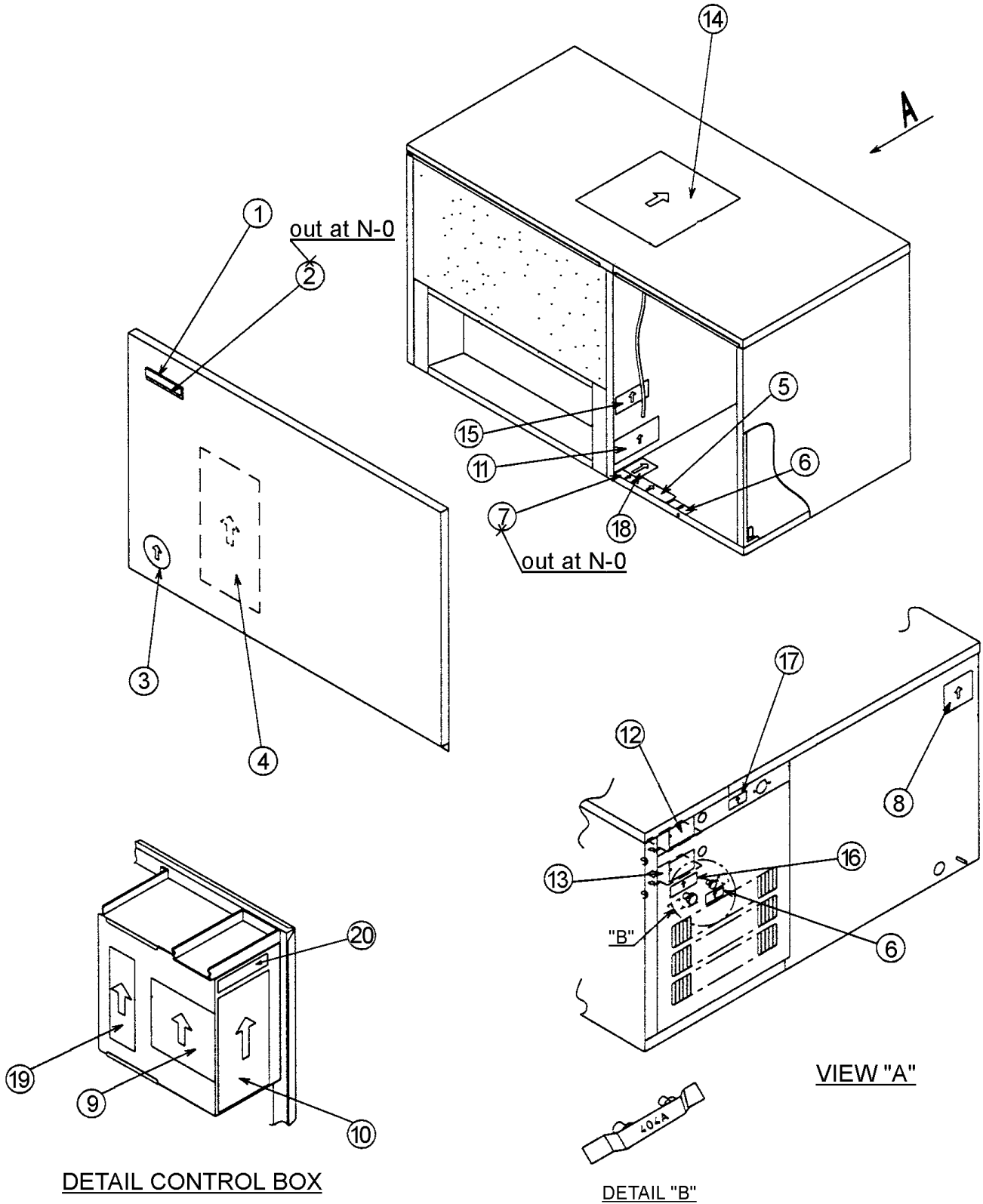
MODEL: KM-1300SWH3 TITLE: E. LABEL LOCATION											
INDEX NO.	DESCRIPTION	MATERIAL OR MODEL NUMBER	PART NUMBER	REQUIRED NUMBER							
				L-0	M-0	M-1	N-0				
1	EMBLEM	PETP FILM	4A0560-01	1	1	1	1				
2	MODEL NUMBER LABEL	PETP FILM	4A2356-27	1	1	1	-				
3	LABEL - PENGUIN (R)	PETP FILM	4A0526-01	1	1	1	1				
4	MAINTENANCE LABEL	PVC FILM	326275-01	1	1	x1					
		PVC FILM	3A1770-01			o1	1				
5	CAUTION LABEL (K)	PVC FILM	439150-01	1	1	1	1				
6	LABEL – R404A	PES FILM	4A0960-01	1	1	1	1				
7	NAMEPLATE	PES FILM	4A2490-01	1	-						
		PES FILM	4A2735-01		1	1	x1				
		-	1A0749-05				o1				
8	WIRING LABEL	PVC FILM	328081-01	1	1	-					
		PVC FILM	3A2397-01			1	1				
9	MANUAL LABEL	PVC FILM	324476-01	1	1	1	1				
10	MANUAL LABEL - BIN CONTROL	PVC FILM	324477-01	1	1	1	1				
11	TAG - WARNING: ELECTRICAL CONNECTION	PAPER	438479-01	1	1	1	1				
12	INSTRUCTION SHEET	PAPER	2A2232-01	1	1	1	1				
13	INSTRUCTION LABEL	PVC FILM	444575-01	1	1	1	1				
14	OPERATION LABEL - VALVE	PVC FILM	439541-01	1	1	1	1				
15	RATING LABEL	PES FILM	4A2480-01	1	-						
		PES FILM	4A2734-01		1	1	x1				
		-	1A0750-05				o1				
16	LABEL - CONTROL BOARD	-	3A1272-01	1	1	1	x1				
		-	3A2220-01				o1				
17	LABEL – FUSE	-	4A2817-01			1	1				





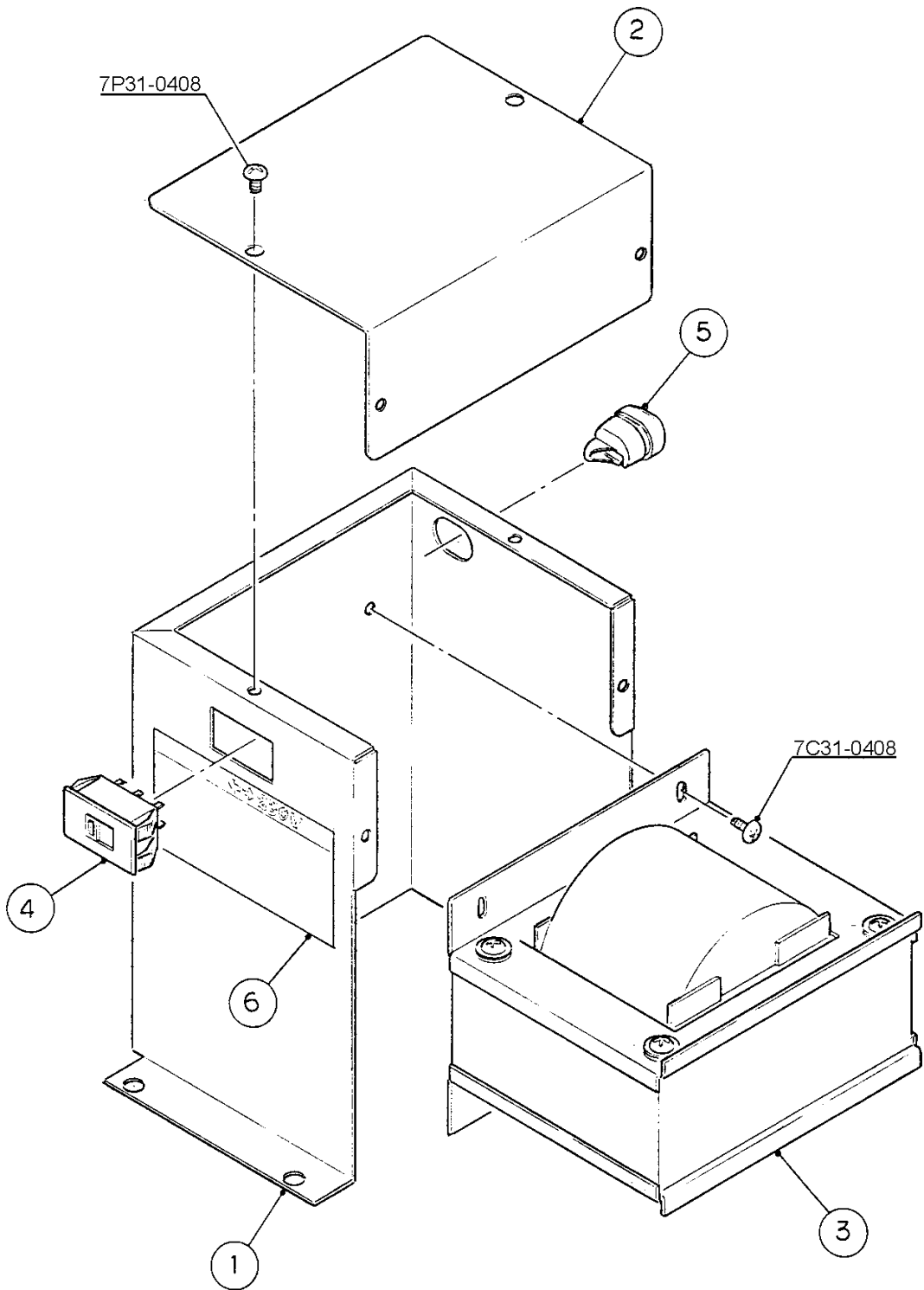
MODEL: KM-1300SRH TITLE: E. LABEL LOCATION									
INDEX NO.	DESCRIPTION	MATERIAL OR MODEL NUMBER	PART NUMBER	REQUIRED NUMBER					
				L-0	M-0	M10661D M10760D	M10761E- M-2	N-0	
1	EMBLEM	PETP FILM	4A0560-01	1	1	1	1	1	
2	MODEL NUMBER LABEL	PETP FILM	4A2356-25	1	1	1	1	-	
3	LABEL - PENGUIN (R)	PETP FILM	4A0526-01	1	1	1	1	1	
4	MAINTENANCE LABEL	PVC FILM	326275-01	1	1	x1			
		PVC FILM	3A1770-01			o1	1	1	
5	CAUTION LABEL (K)	PVC FILM	439150-01	1	1	1	1	1	
6	LABEL – R404A	PES FILM	4A0960-01	2	2	2	2	2	
7	LABEL - CHARGE	PES FILM	4A1399-01	1	1	1	1	-	
8	NAMEPLATE	PES FILM	4A2488-01	1	1	1	1	x1	
		-	1A0749-03					o1	
9	WIRING LABEL	PVC FILM	3A0967-01	1	1	1	-		
		PVC FILM	3A2390-01				1	1	
10	MANUAL LABEL	PVC FILM	324476-01	1	1	1	1	1	
11	MANUAL LABEL - BIN CONTROL	PVC FILM	324477-01	1	1	1	1	1	
12	TAG - WARNING: ELECTRICAL CONNECTION	PAPER	428430-01	1	1	1	1	1	
13	TAG - FAN MOTOR LEADS	PAPER	4A1494-01	1	1	1	1	1	
14	INSTRUCTION SHEET	PAPER	2A2232-01	1	1	1	1	1	
15	OPERATION LABEL - VALVE	PVC FILM	439541-01	1	1	1	1	1	
16	CAUTION – REMOTE LABEL	-	4A1491-01	1	1	1	1	1	
17	INSTRUCTION LABEL	PVC FILM	444575-01	1	1	1	1	1	
18	RATING LABEL	PES FILM	4A2478-01	1	1	1	1	x1	
		-	1A0750-03					o1	

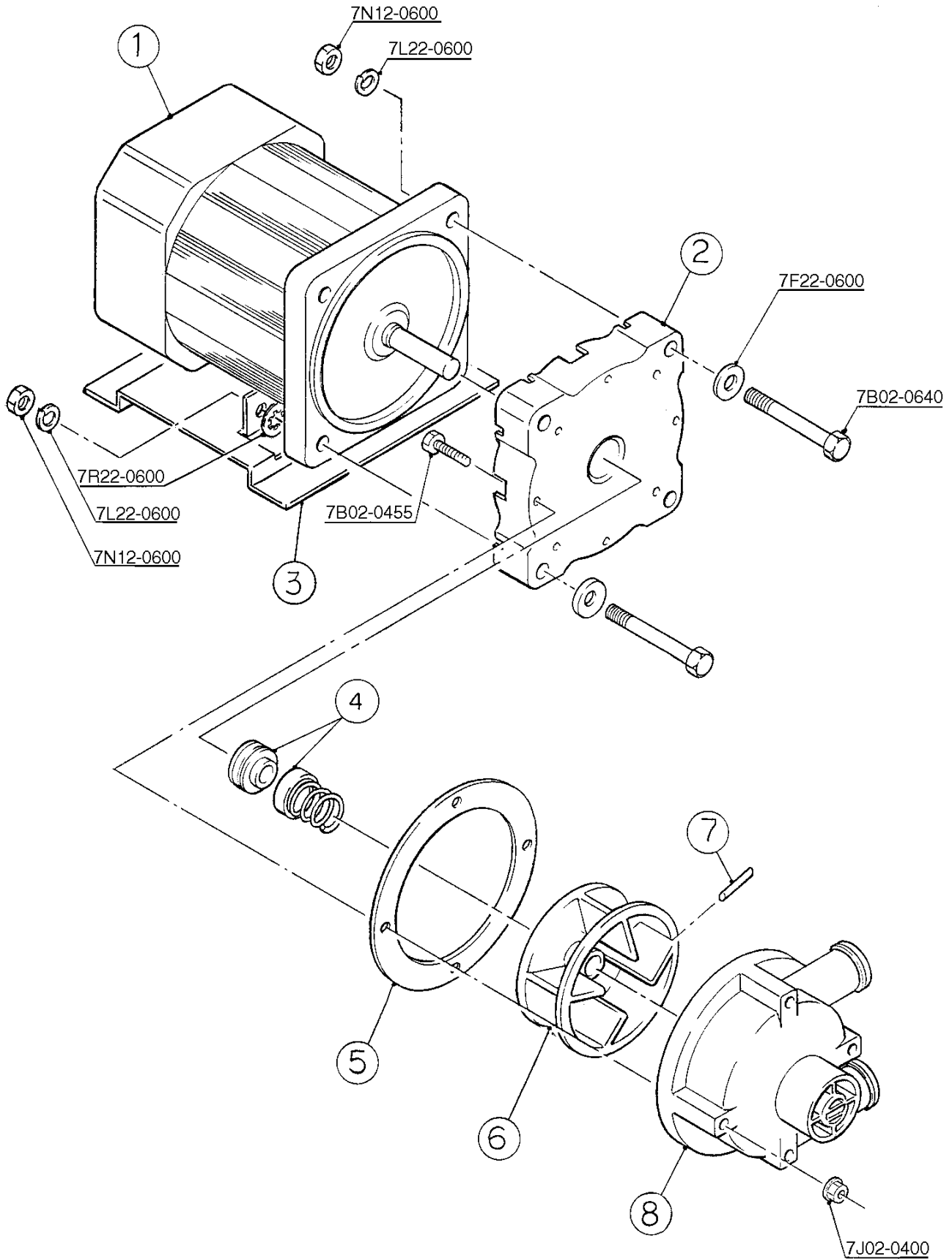




MODEL: KM-1300SRH3 TITLE: E. LABEL LOCATION											
INDEX NO.	DESCRIPTION	MATERIAL OR MODEL NUMBER	PART NUMBER	REQUIRED NUMBER							
				L-0	M-0	M-1	M-2	N-0			
1	EMBLEM	PETP FILM	4A0560-01	1	1	1	1	1			
2	MODEL NUMBER LABEL	PETP FILM	4A2356-28	1	1	1	1	-			
3	LABEL - PENGUIN (R)	PETP FILM	4A0526-01	1	1	1	1	1			
4	MAINTENANCE LABEL	PVC FILM	326275-01	1	1	1	x1				
		PVC FILM	3A1770-01				o1	1			
5	CAUTION LABEL (K)	PVC FILM	439150-01	1	1	1	1	1			
6	LABEL – R404A	PES FILM	4A0960-01	2	2	2	2	2			
7	LABEL - CHARGE	PES FILM	4A1399-01	1	1	1	1	-			
8	NAMEPLATE	PES FILM	4A2491-01	1	1	1	1	x1			
		-	1A0749-06					o1			
9	WIRING LABEL	PVC FILM	3A0967-01	1	1	1	-				
		PVC FILM	3A2394-01				1	1			
10	MANUAL LABEL	PVC FILM	324476-01	1	1	1	1	1			
11	MANUAL LABEL - BIN CONTROL	PVC FILM	324477-01	1	1	1	1	1			
12	TAG - WARNING: ELECTRICAL CONNECTION	PAPER	428430-01	1	1	1	1	1			
13	TAG - FAN MOTOR LEADS	PAPER	4A1494-01	1	1	1	1	1			
14	INSTRUCTION SHEET	PAPER	2A2232-01	1	1	1	1	1			
15	OPERATION LABEL - VALVE	PVC FILM	439541-01	1	1	1	1	1			
16	CAUTION – REMOTE LABEL	-	4A1491-01	1	1	1	1	1			
17	INSTRUCTION LABEL	PVC FILM	444575-01	1	1	1	1	1			
18	RATING LABEL	PES FILM	4A2481-01	1	1	1	1	x1			
		-	1A0750-06					o1			

HA
KM-1300SAH3, SWH3, SRH3 F. TRANSFORMER BOX ASSEMBLY L-0, M-0, M-1, M-2, M-3, N-0



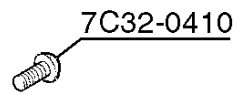
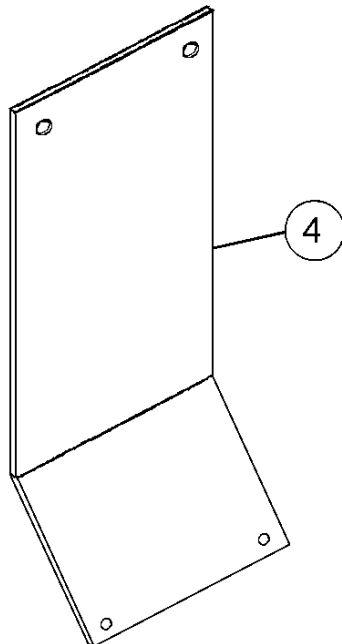
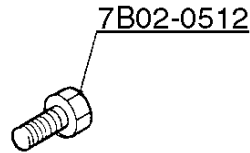
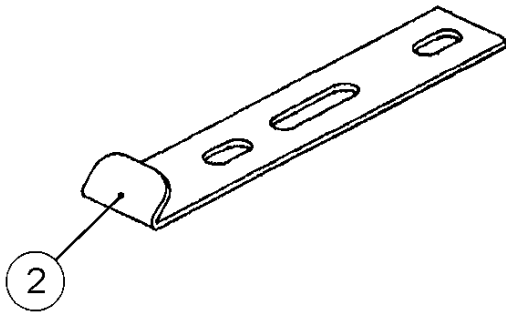
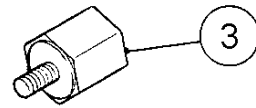
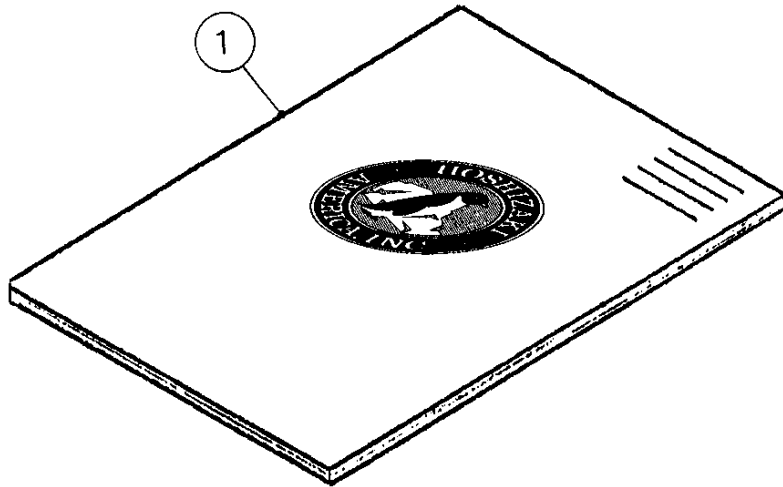


HA

KM-1300SAH/3, KM-1300SWH/3, KM-1300SRH/3

J. ACCESSORIES

L-0, M-0, M-1
M-2, M-3, N-0



MODEL: KM-1300SAH/3, SWH/3, SRH/3				TITLE: J. ACCESSORIES & PACKAGING							
INDEX NO.	DESCRIPTION	MATERIAL OR MODEL NUMBER	PART NUMBER	REQUIRED NUMBER							
				L-0	M-0	M-1	M-2	M-3	N-0		
1	INSTRUCTION MANUAL	PAPER	91A1DM10A	1	1	1	1	1	1		
2	UNIVERSAL BRACE	GS	4A0363-01	2	2	2	2	2	2		
	HEX HEAD BOLT	5X12, SS	7B02-0512	4	4	4	4	4	4		
3	THUMBSCREW	ABS, SS	415949G01	1	1	1	1	1	1		
4	THERMOSTAT EXTENSION BRACKET	SS	3A0408-01	1	1	1	1	1	1		
	TRUSS HEAD SCREW	4X10, SS	7C320410	2	2	2	2	2	2		
	PACKAGING		2A0876A11	1	1	1	1	1	1		
	PALLET	-	2A0865-05	1	1	1	1	1	1		
	TRAY	-	2A2173-05	1	1	1	1	1	1		
	WOOD BLOCK – B	-	4A0004-02	3	3	3	3	3	3		
	CORNER POST	-	3A0788-08	2	2	2	2	2	2		
	WOOD BLOCK – C	-	4A0004-03	2	2	2	2	2	2		
	CORNER POST	-	3A0788-06	4	4	4	4	4	4		
	SIDE PROTECTOR	-	4A2304-01	3	3	3	3	3	3		
	CARTON	-	2A2125-07	1	1	1	1	1	1		
	SIDE PROTECTOR	-	4A2304-02	2	2	2	2	2	2		