

---

NIGHT & DAY FRISJAM

# instructions

AGES 10+ // 4 PLAYERS



tenalach®



# this is where memories are made

We are a collective of outdoor enthusiasts united in our belief that time spent outside with friends and family is time well spent. It's what inspired us to create our collection of outdoor games. Thank you for choosing tenalach as a means for your memories. We hope you enjoy playing Night & Day Frisjam as much as we did crafting it.

## UP YOUR GAME DAY

Get out and enjoy our entire collection of outdoor games. Backed by quality tenalach construction, you can guarantee the fun won't stop anytime soon.

Find these games and other outdoor goods at [tenalach.com](https://tenalach.com):

Night & Day Croquet

Night & Day Frisknock

Ladder Toss

Night & Day Bocce

Night & Day Bean Bag Toss

Yard Dice

Night & Day Frisjam

Play Anywhere Horseshoes

Umali

## SHARE OUR LOVE OF THE OUTDOORS?

Join the movement and help us celebrate this playful, natural world.

 [tenalach.co](https://www.instagram.com/tenalach.co)     [tenalach.co](https://www.facebook.com/tenalach.co)     [tenalach\\_co](https://twitter.com/tenalach_co)    [#seekitout](https://twitter.com/tenalach_co)

---

TENALACH // WINNIPEG, MB CANADA R3H 1A4  
TENALACH.COM // 1-800-665-0258

# night & day frisjam

tenalach Night & Day Frisjam allows you, your family and friends to play whenever and wherever. Set up the canvas goals, aim and fling like you've never flung before.

The object of Night & Day Frisjam is to toss the flying disc into the goal.

Night & Day Frisjam can be played anywhere outdoors on a flat and level surface. Place goals 20 – 50' (6m – 15m) apart, depending on space and how challenging you would like the game to be.

## CONTENTS

- 1 LED flying disc
- 2 collapsible canvas goals with LED light strips
- 2 hexagon canvas bases for goals
- 1 instruction booklet
- 3 CR2032 batteries for LED lights
- 1 premium canvas and leather case

Please carefully inspect your new Night & Day Frisjam set to ensure all parts listed are included.

## PLAYERS

Four players: two people per team

## ASSEMBLY

Unfold goal and place hexagon-shaped base on bottom of the goal to keep it sturdy.

Remove LED light strip from the pocket on the interior of the goal. Slide one (1) CR2032 battery into the light strip. Insert LED light strip back into pocket with light facing window.

Remove the battery cap on the underside of the LED flying disc (use a flat-head screwdriver or similar flat object if needed). Insert (1) one CR2032 battery. Firmly press cap back on until secure.

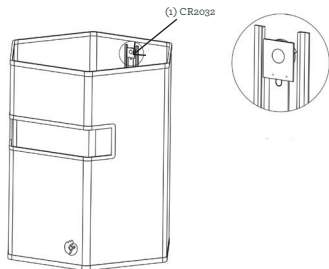
## NIGHTTIME PLAY / LED LIGHTS

### LED Flying Disc

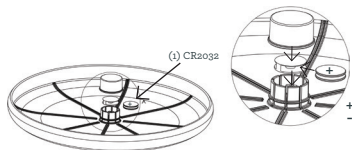
Press centre button on the underside of the flying disc to turn LED lights on and off.

### Canvas Goals

Press silver button on top of LED strip to turn light on and off.



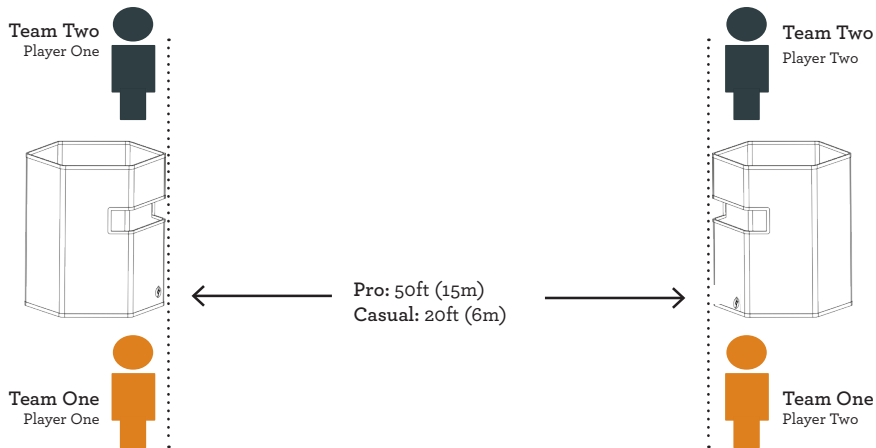
Insert (1) one CR2032 battery into LED light strip.



Insert (1) one CR2032 battery on underside of LED flying disc.

## SET-UP

Team members stand at opposite goals facing each other.



## GAMEPLAY

1. Start by determining who goes first with a coin toss.
2. Standing by their goal, Team One tosses the disc at the goal on the opposite end of the court. Team One's partner can then redirect the flying disc to hit or land inside the goal. Your partner then has a turn to throw to the opposite goal.
3. Once both partners have gone, the opposing team throws next.
4. Both teams continue to take turns.

First team to reach **21 points** wins.

## **RULES**

Throwers must stand behind the front edge of the goal on their end of the court. If they pass this edge, their throw is disqualified and doesn't earn any points.

Partners/deflectors can stand move anywhere within the playing area to redirect the disc, including in front of the goal.

Partners/deflectors may not touch the goal at any point.

## **SCORING**

### **1 Point**

Partner deflects the disc to hit the goal

Disc is deflected into the goal but bounces out

### **2 Points**

Disc throw directly hits the goal

### **3 Points**

Disc is deflected into goal by partner

### **Instant Win**

Disc throw goes into goal slot opening or through the top and stays in the goal

## TREAT WITH CARE

tenalach Night & Day Frisjam was thoughtfully designed to last for generations to come. Treat your set with care to help the fun times last for years. Do not use game components for anything other than their intended purpose. Spot clean case, goals, and flying disc with a damp cloth if necessary. The LED flying disc was not intended for use below 32°F (0°C) or above 86°F (30°C). Store in a dry area between 59°F to 77°F (15°C to 25°C), and never leave outside for an extended period of time. If lights flicker or appear dimmer, please replace the batteries. Be sure that lights are turned off to prevent batteries from draining, and that components are completely dry before storing in its case.

## WARRANTY

Your tenalach outdoor game is guaranteed against defects in workmanship or materials and is covered by a limited lifetime warranty. This warranty doesn't include batteries, or damage caused by normal wear and tear, misuse, neglect, or unauthorized repair.

Should you require service for your tenalach product, call us at **1-800-655-0258** or contact us via **[www.tenalach.com](http://www.tenalach.com)**.

## LIMIT OF LIABILITY

All components of this product are specifically designed to be used in the manner indicated in this booklet. In no event shall tenalach or its affiliated companies and owners be liable for any direct, indirect, punitive, special consequential damages, to property, person or life, whatsoever arising out of or connected with the use or misuse of our products. Children under the age of majority should only use this product under the supervision of adults.