



tris|sola

# EXPRESS BLOW OUT

STEP BY STEP GUIDE FOR SALON PROS

*Smoothing Treatment*



# EXPRESS BLOW OUT

## Smoothing Treatment




### Step 1: Prep the hair

Shampoo hair twice with Trissola Prep Shampoo to ensure the hair is clean.



### Step 2: Hand dry



Rough dry the hair  
Set Dryer to cool  
Section hair into 6 panels

# EXPRESS BLOW OUT

## Smoothing Treatment

### Step 3: Mixing

Mix 1 1/2 parts TRUE

Mix 1 part Forever

Ends amounts will vary based on hair texture)



### Step 4 - Application

Apply solution away from the scalp using firm brush strokes, starting from the base. Do not apply directly on the scalp at anytime. (Gloves steps 4-5)




# EXPRESS BLOW OUT

## Smoothing Treatment



### Step 5: Post Application

When all quadrants have been applied comb through for even distribution and remove any excess solution



### Step 6 - Drying

Blow dry the hair using a round or paddle brush, style to your clients needs.




# EXPRESS BLOW OUT

## Smoothing Treatment



### Step 7: Flat Iron

1-2" sections of hair and iron to the ends Pass over sections 4 times Virgin hair 450 degrees Colored/treated hair 400-430 Bleached blonde/damaged hair 380-400 degrees or lower.



### Step 8- After Care



Do not wash the hair for 8 hours.

# EXPRESS BLOW OUT

## Pricing & ROI Chart



Return on Investment	\$2,180.00
----------------------	------------

Applications per bottle (s)	24
-----------------------------	----

Average Cost per treatment	\$100.00
----------------------------	----------

Salon investment	\$220.00
------------------	----------





trissola

WANT MORE?

CLICK BELOW:

TRISSOLA.COM

