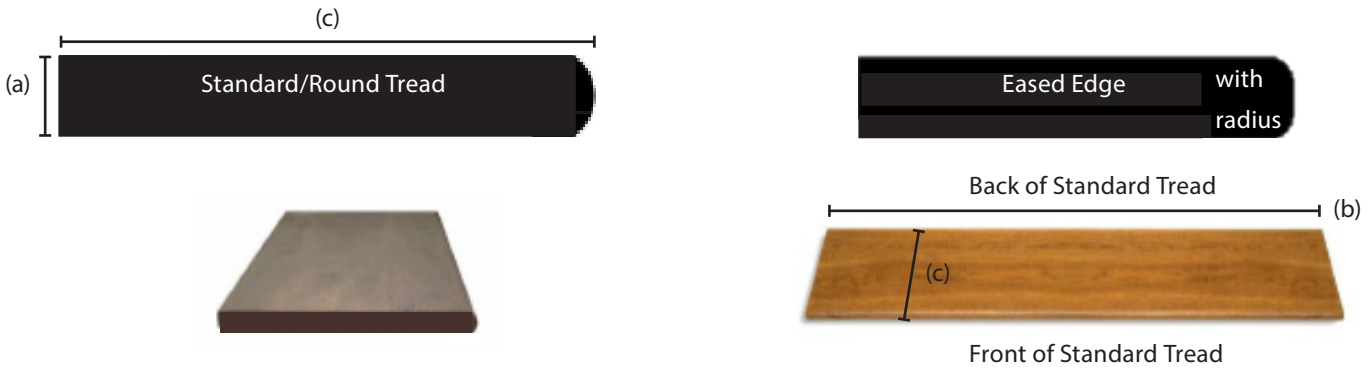


Standard

Custom Quote

Standard Stair Tread Measuring and Dimension Guide



Custom Dimensions (all required)

TREAD THICKNESS
(STANDARD: 1-1/16")

(a)

TREAD WIDTH
(STANDARD: 11-1/2")

(b)

TREAD LENGTH
(STANDARD: 36", 42", 48"+)

(c)

BULLNOSE STYLE
(CIRCLE ONE)



Round



Eased

IF EASED EDGED, WHICH SIZE?

1/16"

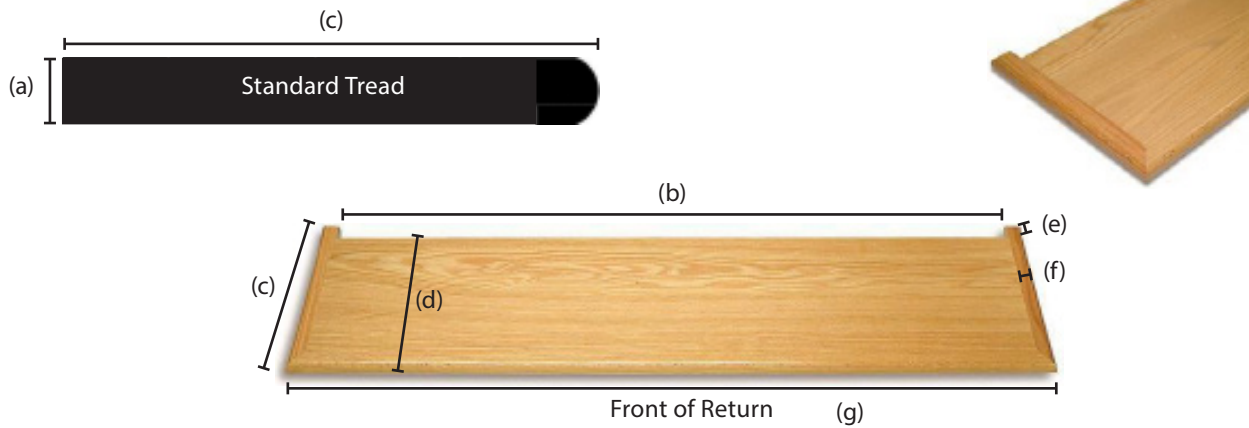
1/4"

QUANTITY

Returns

[Custom Quote](#)

Return Stair Tread Measuring and Dimension Guide



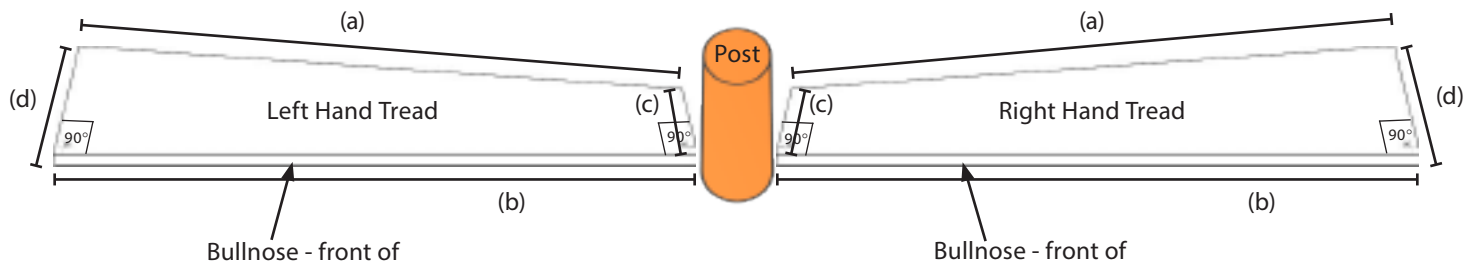
Custom Dimensions (all required)

| | |
|--|--------------------------|
| TREAD THICKNESS (STANDARD: 1-1/16") | (a) |
| RETURN LENGTH (STANDARD: 13") | (b) |
| INTERNAL TREAD LENGTH (STANDARD: 36", 42", 48"+) | (c) |
| TREAD WIDTH (STANDARD: 11-1/2") | (d) |
| RETURN EXTENSION (STANDARD: 1-1/2") | (e) |
| RETURN WIDTH (STANDARD 1-1/2") | (f) |
| EXTERNAL LENGTH (INTERNAL LENGTH PLUS RETURN WIDTHS) | (g) |
| QUANTITY | |
| LEFT | <input type="checkbox"/> |
| RIGHT | <input type="checkbox"/> |
| BOTH | <input type="checkbox"/> |

Pie-Shaped

Custom Quote

Pie-Shaped Stair Tread Measuring and Dimension Guide



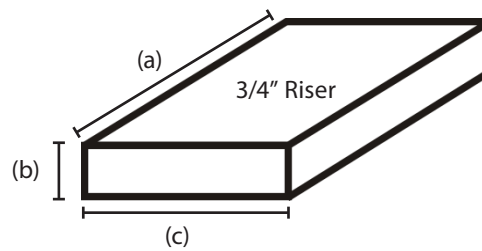
Custom Dimensions (all required)

| CHOOSE TYPE | Left Hand | Right Hand |
|---------------------------------------|--|---|
| LENGTH ON BACK EDGE OF TREAD | (a) | |
| LENGTH ON FRONT | (b) | |
| INSIDE WIDTH (SIDE BY POST/CENTER) | (c) | |
| OUTSIDE WIDTH (OUTER SIDE) | (d) | |
| BULLNOSE STYLE (CIRCLE ONE) | <input type="checkbox"/>  Standard/Round | <input type="checkbox"/>  Eased Edge |
| QUANTITY | | |

Risers

[Custom Quote](#)

Riser Measuring and Dimension Guide



Custom Dimensions (all required)

RISER LENGTH
 (STANDARD: 36", 42", 48") (a)

RISER THICKNESS
 (STANDARD: 3/4") (b)

RISER WIDTH/HEIGHT
 (STANDARD: 7-1/2") (c)

QUANTITY