




BONA CERTIFIED CRAFTSMAN® MAINTENANCE PROGRAM



Thank you for purchasing PID Floors. We understand that hardwood floors are an investment. No matter what type of hardwood floors you have, our goal remains the same: helping you to keep your hardwood floors in pristine condition for years of enjoyment to come.

This BONA CERTIFIED CRAFTSMAN MAINTENANCE PROGRAM document explains exactly how to properly clean and care for your floors. Proper maintenance and cleaning will help your floors to be as long-lasting and in great condition for as long as possible.

Table of Contents

Why PID Floors Recommends BONA | 3-4

Cleaning & Maintaining Hardwood Floors | 5-16

Revive, Recoat, and Refinish with BONA | 17-32

Why Choose a BONA Certified Craftsman? | 33

Locate a BONA Contractor: Contact Information | 34

Bona Floor Cleaners: Cleaner Floors. Cleaner Ingredients.

Bona's ready-to-use floor cleaners make it easy to clean your floors. They're formulated with plant-derived ingredients to gently and effectively lift dirt and grime and dry fast with no residue. Safer for your floors and your family.

The best floor cleaners recommended by flooring professionals.

When looking for the best floor cleaners to care for the floors in your home, use Bona. With over 100 years of professional experience, Bona makes it easy to care for your floors so you can get back to living on them with those you love. They believe in crafting their floor cleaners with plant-derived ingredients, and always using water based and biodegradable solutions to ensure a safer product for people, pets, and the planet.



Why Bona?

FOR OVER 100 YEARS BONA® HAS BEEN A GLOBAL LEADER IN THE CARE AND MAINTENANCE OF HARDWOOD FLOORS.

Are you using the right floor cleaners for your floor?

Other floor cleaning solutions use the same ingredients regardless of the floor type or cleaning occasion. At Bona, they know that different floor types – and certain messes – have special requirements. Each Bona Floor Cleaner is uniquely formulated to care for and protect your specific floor type with its gentle, pH neutral formula. Gentle, though they are, Bona Floor Cleaners are tough enough to tackle serious messes in any situation. From hardwood floors to hard-surface, and from every day to deep cleaning — and even funky pet messes, Bona has you covered with the right ingredients.

They are consistently pioneering product formulations that are created from intelligently sourced raw materials to maintain the highest standards in the hardwood floor industry. With their passion for wood floors, they continuously bring out the natural beauty in hardwood floors with premium products and systems used by top professionals worldwide.



EVERYDAY CLEANING FOR HARDWOOD FLOORS

Highly effective yet gentle, **Bona Hardwood Floor Cleaner** is formulated with 95% biobased content and is safe for all unwaxed, unoiled, polyurethane finished hardwood floors. The residue-free, fast drying solution cleans hardwood floors by removing dust, dirt and grime to reveal your floor's natural shine and beauty.

BONA HARDWOOD FLOOR CLEANER

The residue-free, fast drying solution cleans hardwood floors by gently removing dust, dirt and grime to reveal the floor's natural shine and beauty. Crafted with plant-derived ingredients and containing 95% USDA certified biobased content for a more sustainable cleaning experience. Love your floors with Bona. Water based solutions & Safer Choice certification ensure a safer product for people, pets, and the planet.



DEEP CLEANING FOR HARDWOOD FLOORS

For a thorough and extra-effective deep clean of hardwood floors, use **Bona PowerPlus Hardwood Floor Deep Cleaner** - their most powerful cleaner yet! Its oxygenated formula loosens and removes heavy dirt build-up and stuck-on messes, providing a deep clean for your hardwood floors without the extra effort.

Bona PowerPlus Hardwood Floor Deep Cleaner

Bona PowerPlus® Hardwood Floor Deep Cleaner has an oxygenated formula that loosens & removes heavy dirt build-up, providing a deep clean for your hardwood floors without extra effort. Use with the PowerPlus Microfiber Deep Clean Pad for best performance.



Bona Hardwood Floor Cleaner with Cedar Wood

This Bona Hardwood Floor Cleaner features a long-lasting fresh Cedar Wood scent. Its easy-to-use, fast-drying formula cleans hardwood floors by gently and effectively removing dust, dirt and grime without leaving a dulling residue.



BONA PREMIUM SPRAY MOP FOR HARDWOOD FLOORS



The mop that makes “perfectly clean” – perfectly easy

For the cleanest floors in less time, use the Bona Premium Spray Mop for Hardwood or Hard-Surface Floors. Lightweight and so easy to use, your favorite Bona Floor Cleaner is already included in the refillable cleaner cartridge when you buy the mop. Simply click the cartridge in place, and pull the mop trigger for the perfect amount of floor cleaner.

The **Bona Premium Spray Mop** makes cleaning your hardwood floors effortless. Featuring a durable, lightweight design, extra-large mop head, residue-free Bona Hardwood Floor Cleaner in a refillable cartridge, and the washable Bona Microfiber Cleaning Pad.

BONA DISPOSABLE WET CLEANING PADS FOR HARDWOOD FLOORS

Features a multi-layered design infused with hardwood floor cleaner. The solution is a residue-free solution that cleans by gently & effectively removing grime to reveal the floor’s natural beauty. These extra-large cleaning pads attach easily to the mop.



THE BONA HARDWOOD FLOOR CLEANER FAMILY

Bona Hardwood Floor Cleaners can be safely used on all unwaxed, unsealed, and polyurethane finished hardwood floors. Their residue-free and fast drying solutions effectively clean hardwood floors by gently removing dust, dirt and grime, bringing out your hardwood floor’s natural beauty.



Safer Choice Certified

Ingredients meet EPA Safer Product Standards



USDA Certified Bio-based

Contains 95% USDA certified biobased content.



30% PCR Bottles

By using Bona refill options and Bona bottles made from 30% post-consumer recycled materials, Bona prevents over 1.4 million pounds of plastic from going into landfills each year.*



No Animal Testing

Bona is 100% committed to never testing products on animals.

SAFER CHOICE CERTIFIED PRODUCT



Products that carry the Safer Choice label have been carefully evaluated by EPA scientists to ensure they contain ingredients that are safer for both human and environmental health. A product that contains safer ingredients lowers the risk to children and adults from hazards like cancer, neurotoxic and developmental effects, which can affect growth and learning, allergic reactions, and many other potential harms. These same products are better for indoor air and have safer ingredients for families, pets, communities, and the environment. Safer Choice certified products are less toxic to fish and other aquatic life and they break down more quickly through natural processes, so they are less likely to become part of the food chain or damage the ecosystem. For more details, go to: www.epa.gov/saferchoice



PH Neutral Formula

Bona Hardwood Floor Cleaner is pH neutral (7.0). A pH neutral formula maintains your floor's finish and protects from discoloration and harm.

The best way to clean hardwood floors

For over one hundred years, Bona has been perfecting the art of caring for hardwood floors. We are proud to bring you the very best in hardwood floor care products, and to help you keep your floors looking beautiful for many years to come.

We'll guide you through the best steps and practices to help you clean and care for your hardwood floors.

Hardwood Floor Mopping – Weekly Schedule

Each week, be sure to give your hardwood floors the care they deserve. To do the job effectively, mop thoroughly with either your [Bona Premium Spray Mop](#) or [Bona Premium Microfiber Mop for Multi-Surface Floors](#). With its extra-large mop head, the Bona Spray Mop cleans 40% faster than the leading competitor so you can get the job done faster.

Their lightweight spray mop is the perfect answer to safe, highly effective, and effortless cleaning, and has a built-in refillable cleaner cartridge. Just a squeeze of the trigger gives you the perfect amount of Bona Hardwood Floor Cleaner every time. For weekly cleaning or for those random spills and quick cleanup, use the [Bona Microfiber Cleaning Pad](#). All Bona microfiber cleaning and dusting pads are made to fit the Bona family of mops, and can be washed and reused up to 500 times!

Hardwood floor dusting and sweeping – daily schedule

Keep hardwood floors looking great with a daily dusting and sweeping routine. A [microfiber mop](#) with a [microfiber dusting mop pad](#) are the ideal tools for the task, as they will neatly trap away dirt, allergens and other particles to protect against scratches. Brooms and vacuums tend to be less effective overall, since they can either move or blow the dust around and into the air.

Best hardwood floor Dust Mop



Bona Premium Microfiber Mop for Multi-Surface Floors

The Bona Premium Microfiber Floor Mop provides a quick and easy way to clean your hardwood and hard-surface floors. Featuring an extra-large mop base and telescoping handle for the perfect fit. Includes the Bona Microfiber Dusting Pad and Cleaning Pad.



Bona Microfiber Dusting Pad

The Bona Microfiber Dusting Pad reaches wherever dust settles. Attract & lock away dust, hair, micro-particles & household allergens from your floors' surface. Washable up to 500 times. Use with the Bona Family of Mops on hardwood & hard-surface floors.

Best Mop for Hardwood Floors

Bona Premium Spray Mop for Hardwood Floors

The Bona Premium Spray Mop makes cleaning your hardwood floors effortless. Featuring a durable, lightweight design, extra-large mop head, residue-free Bona Hardwood Floor Cleaner in a refillable cartridge, and the washable Bona Microfiber Cleaning Pad.



Best Hardwood Floors Cleaners



Bona Hardwood Floor Cleaner

Bona's hardwood floor cleaner is a pH neutral floor cleaner spray that removes dirt and grime to reveal a floor's natural beauty.



Bona Hardwood Floor Cleaner with Cedar Wood

Bona's hardwood floor cleaner with cedar wood is an essential oil floor cleaner spray that leaves your home smelling fresh.

If you have an upright hard floor cleaning machine, like the Bissell®, Crosswave, Hoover, Powerdash, Tienco, iFloor, Jashen, M12, ionVac, HydraClean², just follow the manufacturer's instructions for filling, operating, and cleaning your machine.

Hardwood Floor Deep-Cleaning – Every 2-3 Weeks


Sometimes your hardwood floors need a little extra care. At heavier foot traffic times and during colder months when more grit or even road salt can be tracked indoors, deep cleaning is recommended every two weeks. Fortunately, Bona comes to the rescue with the Bona [PowerPlus Microfiber Deep Clean Pad](#) and Bona [PowerPlus Hardwood Floor Deep Cleaner](#). Our deep cleaner provides a powerful, oxygenated formula to penetrate tough, heavy buildup. The deep clean pad delivers patented PowerLoop® technology to break apart and lift difficult dirt and grime, while dual zone microfibers trap dirt particles away. Once again, either of your Bona microfiber mops are fully up to the task.

Best Hardwood Floor Deep Cleaner for deep cleaning



Bona PowerPlus Hardwood Floor Deep Cleaner

Bona's PowerPlus hardwood floor deep cleaner is a hydrogen peroxide floor cleaner that easily deep cleans hardwood floors.



Bona PowerPlus Microfiber Deep Clean Pad

Bona's hardwood floor cleaner is a pH neutral floor cleaner spray that removes dirt and grime to reveal a floor's natural beauty.

Hardwood floor long term maintenance

Generally speaking, hardwood floors can be refinished every 7-10 years, depending on wear and tear, and a typical wood floor can be sanded 4-6 times throughout its life. When the time comes to have your hardwood floors sanded and refinished, you may also want to consider other changes, such as stain color and the type of finish. For the best possible results, find your local Bona Certified Craftsman, to ensure the highest level of professional care, treatment and service. From choosing a stain and finish to sanding and dust containment, your BCC will take care of your needs from start to finish.

Hardwood Floor Cleaning and Maintenance for Your Climate

Learn how to best care for your hardwood floors no matter your climate. Whether you live in a humid or dry region, Bona has you covered.

There are important things to consider about climate and weather and how they may affect the type of flooring you have in your home. These considerations include temperature, humidity and how the elements may affect your floor in certain areas.

Best flooring for humid climates in the United States

There are seven major climate regions in the United States. While that may sound complicated, for flooring purposes, the main thing to keep in mind is the relative humidity.

For those of us who love hardwood floors and live in areas that experience the highs or lows of humidity, know that wood floors can safely exist in nearly any climate type under the right set of circumstances, and when expertly installed. Bona's professional line includes products that were designed specifically to mitigate issues of moisture from installation to sealing and finishing. So for homeowners looking to install new hardwood floors, we recommend locating your nearest [Bona Certified Craftsman](#) (BCC) to ensure that all the best floor preparation and installation practices are employed for the best possible outcome.

Hardwood floors and other floor types in any climate require regular maintenance.

You can always count on Bona floor care products for the speediest, most effective, and eco-friendly ways to keep your floors clean, shining and beautifully maintained. Bona uses only the necessary amount of moisture when cleaning, which is already included in our floor cleaners, so water is never wasted. From mops and microfiber mop pads to floor cleaners and polish, Bona has you covered. Particularly during months in which inclement weather is more common, it's important to take simple steps to prevent excess moisture and dirt or salt from getting on your floors.

- Take off shoes or boots at the door
- Stick to a daily/weekly/monthly cleaning routine to include dusting, spray mopping and deep cleaning
- Polish your floors every 2-4 months with Bona Floor Polish to keep floors protected and looking beautiful

Controlling your indoor climate

Ideally, the relative humidity level in homes with hardwood floors should be between 30 and 50 percent, according to the National Wood Floor Association. Conditions that are either too humid or too dry can create issues for hardwood floors as well as other floor types. Also, if we think of wood flooring as being alive, it helps in understanding how it responds to its environment. Just like humans, wood floors appreciate consistency without dramatic changes in temperature. Additionally, while hardwood floors do require some moisture, too much can cause damage.

Ways to maintain indoor climate control and manage your home environment

- The relative humidity (RH) in your home should be monitored
- Be proactive in regards to possible changes in home humidity levels and plan accordingly
- Ensure that the changes you make in regards to temperature are gradual

For new flooring installations, the subfloor and building should be professionally inspected and humidity levels should be checked before you decide on what floor type is best for your home. Based on what the inspections reveal, you and your flooring contractor can go over the various options and arrive at a smart decision.

Aside from hardwood floors, options such as engineered hardwood floors, ceramic, porcelain and natural stone tile can work very well in the trickier climate zones. Each floor type has its considerations, but these options tend to be more carefree in terms of climate and easy to maintain.

Don't Use Water and Vinegar to Clean Hardwood Floors

Looking for the best way to clean wood floors? What may work for some parts of your home might not be the perfect match for your floors. Finding an effective way to get the best clean for your wood floors is an important step in wood floor care.

Avoid cleaning with white vinegar and water for wood floors

For many people looking for a quick and easy DIY cleaning solution, nothing beats vinegar and water. Cleaning with vinegar and water is cheap, safe for the environment, and generally does a great job at cleaning many items in your home.

Just please don't use them to clean wood floors.

Using vinegar and water as a homemade wood floor cleaning solution can have a negative effect on your wood floor. It's important to remember that when you clean your wood floors, you aren't actually cleaning the wood you're cleaning the chemical finish that's on the wood. The finish is the protective layer of your wood floors.

Since vinegar is an acid, it will actually break down the finish on the surface of your floor, and over time it will reduce the shine, and leave a dull appearance. Using vinegar and water to clean floors can also lead to an excessive amount of water on the floor, which can cause swelling and discoloration.

The best way to clean wood floors

When it's time to clean your floors, here are some wood floor-cleaning tips to remember:

Prepare your floor for cleaning by sweeping or dust-mopping to get rid of large particles of dirt and debris.

- Use a pH-neutral cleaner that will be gentle on your wood floors.
- Use a fine spray mist, and clean your floor in sections. Avoid putting too much liquid on your floors.
- Use a microfiber mop to clean. Traditional mops can work, but they often leave unnecessary excess water on your floors.

*While we all want to have the best cleaning solutions for our homes, please fight the urge to create a DIY 'super solution'. Please leave the chemical mixtures to the professionals, and find other ways to boost your cleaning routine.

How to Clean Floors in a Flash



Save time cleaning with a good maintenance routine, and Bona's quick-clean solutions.

Unless you're a person that finds cleaning relaxing, you might want to learn how to clean smarter, not harder. There are lots of cleaning tips & tricks out there, but one of the best ways to clean your floors better is with the right set of tools. No DIY hack or cleaning trick will be better than a maintenance routine that you commit to following. The real secret is that if you maintain a good cleaning routine, the time you spend cleaning actually decreases over time.

Clean floors the easy way

When it comes to cleaning floors fast, there are only two basic steps: dry-dusting and wet-cleaning. Dusting helps to remove large particles of dirt and debris that could scratch and potentially harm your floors, and wet cleaning removes the smaller bits and leaves your floors clean. People often expand these two steps into three or more, depending on the tools they have, but these two steps will essentially do the trick.

A 'divide and conquer' approach is best when cleaning floors. This helps make cleaning more efficient and more effective, since you're not pushing around all the dirt and debris you're cleaning up. When it's time for wet cleaning, a string mop and bucket aren't needed. Use a cleaning pad that will Velcro onto the bottom of your mop and has cleaner already infused in the pad, so there's just enough liquid dispersed on the floor. Too much liquid on floors can damage them.

Commit to a maintenance routine



Do you have the right habits to make quick-cleaning your floors a reality?

Here's a basic maintenance routine to follow to have your floors looking their best.

- Deal with spills and other unexpected messes **immediately**
- Dry dust your floors **daily**
- Wet clean your floors **weekly**

This easy routine will do a lot to protect your floors, and make cleaning a breeze. Other jobs, like polishing and deep cleaning your floors, can be done every 2-4 months, depending on your floor traffic.



Use time-saving tools

With time being so precious, every minute matters. If you're using a Bona Premium Microfiber Mop, then you've got the only tool you need to keep floors looking great. For even quicker cleaning, Disposable Wet Cleaning Pads save time and effort with ready-to-use pads that easily vanish when the job is done.

Bona offers many floor care options to get your floors looking their best. Whether you have hardwood, laminate, stone or tile, Bona floor cleaners provide effective and safer solutions for your home, your little ones - and our environment. Find the floor care tools that work best for you.

Dust Floors Quickly With Bona Disposable Dusting Cloths

Did you know that dusting floors on a daily basis is one of the best ways to protect your wood floor investment? Simply use Bona Disposable Dusting Cloths with your Bona Mop to quickly clean and dust hard-surface floors easily and effectively.

Step 1



Start by shaking the Bona Disposable Dusting Cloths to fluff out the fibres. The 3-D design uses thousands of fluffy fibres to lock away dust and pet hair.

Step 2



Attach the pad to the Bona Premium Microfiber Mop. This larger mop cleans 1.8 times faster than the leading sweeping cloths.

Step 3



Simply dust, peel it off, toss it out and enjoy your freshly cleaned floors. A quick sweep once a day keeps dust out of the air - and helps your floors last longer.

All About Natural Oil Finishes

Discover the benefits of an oil-finished floor

In the world of wood floor finishes, urethane finishes are typically the most popular. Praised for their excellent durability and low maintenance routine, urethane finishes have been the most common finish used on floors for decades.

Bona is the pioneer of water-based finishes that meet all US state and federal VOC (volatile organic compounds) regulations for air quality standards. These durable finishes have no harmful fumes, so homeowners don't need to leave their homes when used.

However, penetrating natural oil finishes are making a comeback in design trends. They're also extremely environmentally friendly and emit zero chemical emissions. Many people are returning to natural oil finishes because of their overall organic look and rich patina appearance, as well as their effect on wood.

Differences between urethane and oil finishes

When deciding which finish is 'better', it's probably more useful to make your choice based on their characteristics and your needs. Both have their place on beautiful wood floors, so you'll want to consider the cost, look and maintenance that you're most comfortable with. Here are some facts about each finish:

Urethane finishes form a layer of protection on top of a floor's wood surface.

Urethane finishes are extremely durable, and are easy to clean with a dry mop and wood floor cleaner.

The durability of a urethane finish can make it hard to do spot repairs. Eventually, as the urethane wear-layer breaks down, the entire floor will have to be refinished.

A natural oil finish penetrates the entire piece of wood, bonding with it on a molecular level. A natural oil finish penetrates deep into the wood floor in one coat, resulting in strengthened wear-resistance.

Oil-finished floors need a bit more maintenance with specialized soaps and refreshers to keep the look and protection that an oil finish initially provides.

Because an oil finish affects the actual wood, spot repairs on scratches and gouges are easier to do. If maintained properly, an oil-finished floor will never need to be stripped and refinished, whereas a urethane finish eventually will.

Designing with natural oil finishes

- Since a natural oil finish affects the wood directly, many people are choosing oil finishes for their aesthetic appeal.
- Oil finishes can greatly enhance the natural look and color of a wood species.
- Oil finishes have a matte finish, allowing for a subtle design element in your home.
- Oil finishes can be used to give floors a warmer, more rustic look.
- While oil finishes can bring out a wood's natural color, they can also make it easy to create custom colors with a wide variety of colors.

GET MORE WITH BONA CRAFT OIL 2K

Designing with natural oil finishes

Bona Craft Oil is a penetrating oil that offers protection to wood floors from the inside out. Their Craft Oil is easy to use, cures fast, and gives a natural, organic look to hardwood. Learn why Bona Craft Oil is used by professionals to create beautiful floors.

- Easy to blend and apply, with a rapid initial cure time--ready for light use in just 8 hours.
- Penetrates deep into the wood in just a single coat.
- 8 beautiful base colors to cover a range of styles and tastes.
- Base colors can be blended to create customized blend colors or accent colors.

Bona waterborne finish benefits

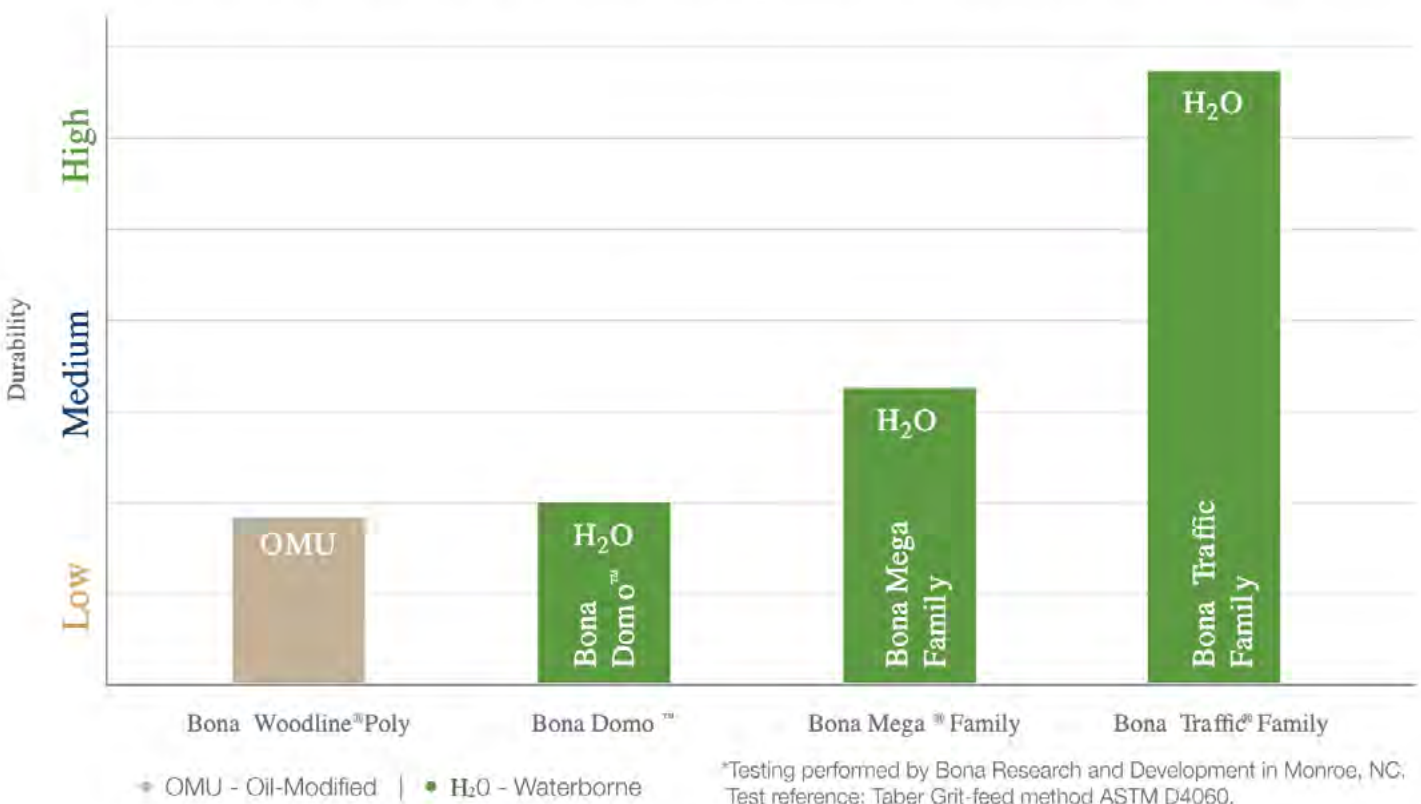
When it comes time to select your hardwood floor finish, ask for a water-based finish, which is the most sustainable and environmentally friendly solution. Some contractors may offer you a less expensive option such as acid-cured, “Swedish” finish or oil-modified finish. While many tout the durability and protection of this type of finish, your home and family will pay by way of poor air quality and chemicals that will remain long after the finishing process.

	Oil-Modified	Waterborne	Why Does It Matter?
Durability	★★	★★★★ ★★★★★	In industry standard Taber testing, Bona® Waterborne finishes proved to be more durable, and resist wear and tear better than oil-modified finishes.
GREENGUARD Certification	NO	YES	The GREENGUARD Environmental Institute is an industry-independent, non-profit organization that establishes standards and testing for indoor products. Their goal is to improve public health by helping manufacturers build safer products. These products will not pollute the air with harmful levels of dangerous chemicals or particulates.
Color	Yellows Over Time	Non-Yellowing	Oil-modified finishes will yellow over time. Bona’s waterborne finishes retain a clear, non-yellowing appearance.
Dry Time	8 - 24 Hours	2 - 3 Hours	Bona waterborne finishes dry faster than oil-modified finishes. The finish job will take less time and you can be back on your floor faster, providing a very convenient process.
Finish Coats Per Day	1	2	Multiple coats of Bona waterborne finishes can be applied in one day, getting you back on your floor faster.
Cure Time	14 - 30 Days	3 - 7 days**	Oil-modified finishes take 2 to 3 times longer to cure than Bona waterborne finishes. **Bona Traffic HD® = 3 Days & Bona Mega ONE® = 5 Days
Flammability	Highly Flammable	Non-Flammable	Oil-modified finishes contain petroleum distillates, which are combustible or flammable, whereas Bona’s waterborne finishes do not.
VOC Levels	High	Low	Volatile Organic Compounds (VOCs) are emitted as gases from polyurethane finishes. Bona’s waterborne finishes contain less than half the VOCs of oil-modified finishes and are GREENGUARD Certified.
Cost	\$\$ Short-Term Savings	\$\$\$ Long-Term Savings	Oil-modified finishes may cost slightly less than Bona waterborne finishes, but waterborne finishes outperform oil-modified finishes in all categories. An initial higher price point means premium durability and a low maintenance floor, which saves money long-term.

Why does it matter?

It has been a misconception that waterborne finishes are not as durable as oil-modified finishes.

Waterborne vs. Oil-Modified durability testing Taber abrasion*



Wear Resistance

Common Misconception: It has been a misconception that waterborne finishes are not as durable as oil-modified finishes. In Taber test results, it's proven that waterborne finishes withstand the wear and tear of commercial and residential floors better than oil-modified finishes.

Durability	Product	Description	Sheen Levels	Recommended Uses
	Bona Domo™	One-component, clear, and non-yellowing waterborne finish that highlights the true color of stained or natural wood floors.	Satin-Matte Semi-Gloss	Light Traffic Residential Floors
	Bona Mega®	Enhances the natural beauty of wood color with exceptional build and clarity.	Extra Matte Satin Semi-Gloss Gloss	Light to Moderate Traffic Residential Floors
	Bona Mega ONE®	Crystal clear finish with superb durability characteristics that highlight the true color of stained or natural wood floors.	Extra Matte Satin Semi-Gloss	Moderate Traffic Commercial and Residential Floors
	Bona Traffic Anti-Slip®	Premium waterborne finish with a high coefficient of friction. It is an ideal choice for stairs, nurseries, kitchens and similar locations. Meets ADA recommendation for accessible routes and ramps according to ASTM 2047.	Satin	Heavy Traffic Commercial and Residential Floors
	Bona Traffic Naturele®	Preserves the true nature of any hardwood floor, staying as close to an untreated look and feel as possible.	Commercial Matte	Heavy Traffic Commercial and Residential Floors
	Bona Traffic™	World leading waterborne finish that provides excellent durability and exceptional scuff resistance while enhancing the beauty of hardwood floors.	Commercial Satin Commercial Semi-Gloss Commercial Gloss	Heavy Traffic Commercial and Residential Floors (also for recoating prefinished floors)
	Bona Traffic HD®	Offers unsurpassed durability, superior chemical resistance and the ultimate in scuff and scratch resistance. Outperforms any finish in the industry.	Commercial Extra Matte Commercial Satin Commercial Semi-Gloss	Extremely Heavy Traffic Commercial and Residential Floors (also for recoating prefinished floors)

Choosing the right waterborne finish

- No need to vacate your home during the finish process
- Durable – withstands daily foot traffic and scratches from pets
- No harmful fumes
- Beautiful – highlights the true beauty and elegance of wood and won't amber over time
- GREENGUARD Certified

Breathe Easy with Dust-Free Sanding

Hardwood floor sanding used to be an extremely dusty job, hazardous to the contractor and a clean-up headache for the homeowner. Bona's innovative Atomic Dust Containment Systems are the most advanced and powerful dust containment systems available, generating 99.8% less dust in the air than the traditional sanding process. By preventing the infiltration and permeation of dust into drapery, furniture, cabinets, air ducts and air conditioning units during the sanding process, Bona's GREENGUARD Certified systems make the hardwood floor sanding process cleaner, healthier, and faster than ever before.

Bona dustless sanding eliminates

- Dust permeating in your home
- Dust trapped in air vents
- Messy clean-up
- Vacating your home

Revive, Recoat, and Refinish my Floors

A strong maintenance routine is the key to the longevity and durability of your floors. Staying active with a daily maintenance routine is the first line of defense, but daily cleaning alone will not protect your floor's finish forever. A floor's finish will go through normal wear and tear over the years and will need attention. Reviving, recoating, and refinishing your floors are great ways to increase the longevity of your floors and protect your investment. Each method is an effective way to go beyond regular cleaning.




Revive

Process: An initial dry mopping is done to remove major debris and particles. Then, a deep cleaning machine is used to get into the small areas that dusting can't.

Benefits: The most cost-effective way to rejuvenate your floors. No need to leave your home.

Time: Floors will be ready in a few hours.



Recoat

Purpose: Replaces the finish of your floor, the main layer of protection.

Process: Floor is deep cleaned, rinsed, and prepped. A new coat of finish is then applied.

Benefits: The most cost-effective way to rejuvenate your floors. No need to leave your home.

Time: Floors will be ready overnight.



Refinish

Purpose: Completely renovate your floors.

Process: Floor is sanded down to the bare wood. A sealer or stain is applied, as well as a new finish.

Benefits: Fixes major damage like deep scratches/ gouges, discoloration and fading. A great opportunity to update the look of your floor.

Time: Floors will be ready in 2-4 days.

What's the condition of your floor?

Bona Certified Craftsmen are flooring professionals that are trained and certified by Bona to use the complete Bona System on your floors. Let them help guide your flooring project based on the condition of your floors using the highest quality products and techniques for the most beautiful results.



Floors are dirty with scuffs.



Floors have light scratches and appear dull.



Floors have deep scratches, are damaged or discolored or they need an aesthetic update.

Recommended by Flooring Professionals Since 1919


Relax. Bona makes it easy to care for your floors. For 100 years, Bona has partnered with flooring professionals to create innovative products for a daily clean, timeless shine and a lifetime of protection. Love your floors with water-based solutions from Bona that are safe for you and the planet.

What to Expect When Sanding and Finishing Hardwood Floors

What to expect before, during and after...

When is it time to sand and finish again?

Bona recommends sanding and refinishing when the hardwood floor is dulling and/or has moderate to severe scratches. In addition, the finish has worn off to bare wood in high traffic areas or the homeowner has a desire to change stain color or sheen level of the floor. This process will restore the floor to a new condition.



Why Bona sanding?

- Virtually eliminates airborne dust, which minimizes clean-up headaches and reduces airborne particulates that can be harmful to your health
- No dust trapped in air vents or permeating your home
- No plastic hanging in your home = no time-consuming clean-up
- No need to vacate the home during the process.
- GREENGUARD certified for indoor air quality by the industry independent, non-profit GREENGUARD Environmental Institute

Why Bona finishing?

- Waterborne finishes have no harmful fumes so no need to vacate your home or business.
- Beautiful – highlight the true beauty and elegance of wood.
- Durable waterborne finishes withstand high traffic areas and scratches from pets.
- A heritage for wood floors with more than 100 years in the flooring industry. Bona is here for the life of your floor.
- Used on famous floors world-wide, such as Westminster Cathedral, Nike Headquarters, and professional and collegiate sports arenas across the world.
- GREENGUARD certified for indoor air quality by the industry independent, non-profit GREENGUARD Environmental Institute



What to expect before*Written estimate*

Some estimates are itemized, and some are a comprehensive paragraph of the scope of work with a total. Just remember that estimates are just that - estimates. All things that are promised should be included in the final contract to you.

Cost of job

This will vary depending on the expertise of the contractor, quality of work, products used and the job that will be done. Research your needs first and educate yourself on the products and then get quotes from a couple contractors that use those products.

Expectations

Warranties and guarantees should always be included on the final contract. All questions regarding what to expect should be discussed in detail between the customer and contractor to avoid discrepancies.

Product information

Ask your contractor for a portfolio of information, specification sheets or brochures on the products that you will have applied on your floor. Again, it is very important to be educated on the products used on your investment. You can find all of Bona's spec information on their professional website: www.bona.com

Chemical sensitivities?

If someone in the home has chemical sensitivities, ask your contractor for a copy of the MSDS (Material Safety Data Sheet) for all the products being used on the floors. Your physician can then advise accordingly. Bona provides MSDS for all of our products on their professional website: www.bona.com

Is there enough wood on the surface?

This is determined by the contractor assessing if there are areas to look at to determine the wear layer. This can be measured by looking at vents or transitional points to other flooring in the home.

What to expect during*Work hours/expected length of time in the home*

This should be discussed in the "Expectations" portion of the bid. Make sure you feel educated about the process of sanding and finishing your floors and the products that will be used. Feel comfortable and confident about the investment you are making.

How many coats will be applied?

The standard for a hardwood floor is at least three coats. This consists of one seal coat (which may be the stain) and two coats of finish. Additional coats of finish may be applied depending on the need.

Potential delays

If you are unable to determine what products are currently on your floors, it could lengthen the sanding process. We continually stress the importance of being educated on the life of your floors. Also, temperature and relative humidity can play a role in the dry times of the product.

Issues for pets?

The Bona System is safe for your pets. However, it is a good idea to keep pets off the floors during the sand and finish process, until the finish is fully cured, so there is no contamination, dirt, or hair in the polyurethane coating of your floor.

Do I need to vacate my home?

Using Bona Systems, consisting of waterborne finishes and dust containment sanding, you actually do not have to vacate the home. These finishes are environmentally safe with low-VOC's, no harmful fumes, and fast dry times. You can be back on your floors in no time. Dust-free sanding means that a powerful vacuum motor is connected to all the sanding equipment, virtually eliminating all the airborne dust generated from the sanding process. Therefore, you don't need to hang any plastic in the home. In addition, Bona Systems are GREENGUARD certified for indoor air quality, making them safe for your family and home.

What to expect after*When can I walk across the floors again?*

A floor finish will be more susceptible to scuffing and scratching until it is fully cured. Your floor can be walked on with stocking feet in 3-4 hours and furniture can be placed back on the floor (not dragged) in 48 hours. Area rugs can be put down in one week when the finish is fully cured.

How much clean-up will be needed?

Clean-up is extremely minimal with the Bona Systems. Since the sanding is dust-free, virtually all the airborne dust generated during the process is eliminated, so there is no wasted time spent hanging and taking down plastic in the home. In addition, everything must be picked up and cleaned before the finishing portion, so you are not left with any mess in your home.

What kind of maintenance is required after the process?

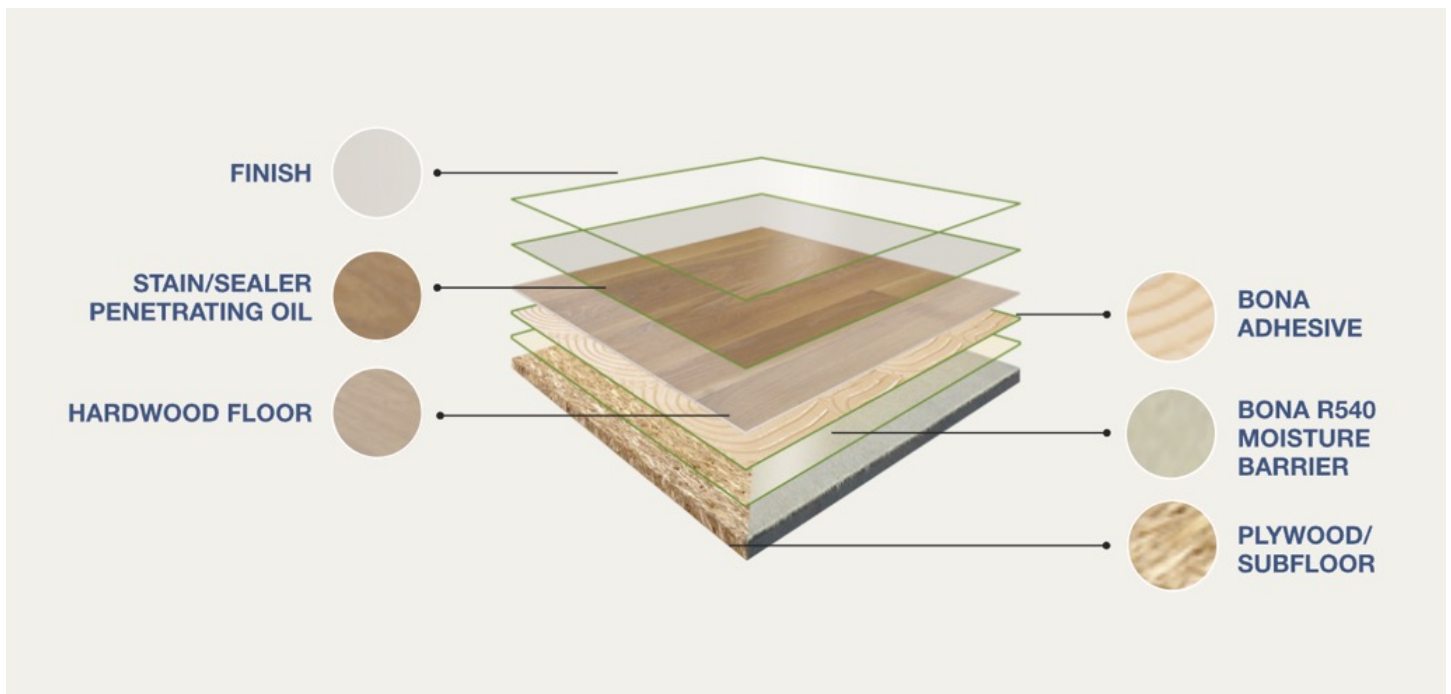
This depends on the amount of traffic you have in your home. If you have children and pets, you will want to clean more regularly. We recommend dusting your floors with a dust mop daily or every other day. Regularly clean floors with a waterborne, non-toxic formula that is specifically formulated for hardwood floors. The Bona Premium Hardwood Floor Mop is an easy and effective tool to start with!

A Bona Certified Craftsman can help

Maintaining your hardwood floors doesn't need to be impossible. As long as you are keeping up with the regular maintenance of your floors, they will last a lifetime. Hardwood floor care procedures like reviving, restoring, or refinishing your floors can be handled easily with a professional contractor.

[Bona Certified Craftsmen](#) are the best of the best and exclusively use the Bona cleaning systems that you trust and love. [Locate a contractor](#) today and rest easy knowing that your next hardwood floor project is in good hands.

Understanding the layers of your floor - A quick breakdown



Understanding the layers under your wood floor, as well as the coatings that protect the wood itself, are essential to creating a floor that will last a lifetime. By using a moisture barrier and silane based, GREENGUARD Gold certified adhesive you will ensure a proper installation to protect against cupping or movement of the floor. Using the proper coatings will offer timeless beauty and the ultimate protection of your hardwood floors for years to come. Let your Bona Certified Craftsman guide you on your preferences depending on your needs.

Products

Explore The Bona System® to find the products that fit your hardwood floor vision. Their stains, sealers, finishes, and penetrating oils give you options based on your preferences for color, sheen, texture, and durability.



Stain

The Bona DriFast® Stain Collection offers an advanced technology, quick-drying formula for hardwood floors that beats average competitor stains with shorter dry times and better coverage rates, which means less cost to you. Available in four collections of 26 colors that can be blended for a more custom look.

Bona DriFast® Stain

Bona DriFast® Stain is a premium quick-drying stain for interior hardwood floors. The advanced technology formula provides speed and high performance for hardwood floor finishing professionals. Bona DriFast Stains are compatible with all Bona finishing systems, including waterborne. Blending base colors offers an unlimited color palette to reach the color you've envisioned.

Key Benefits

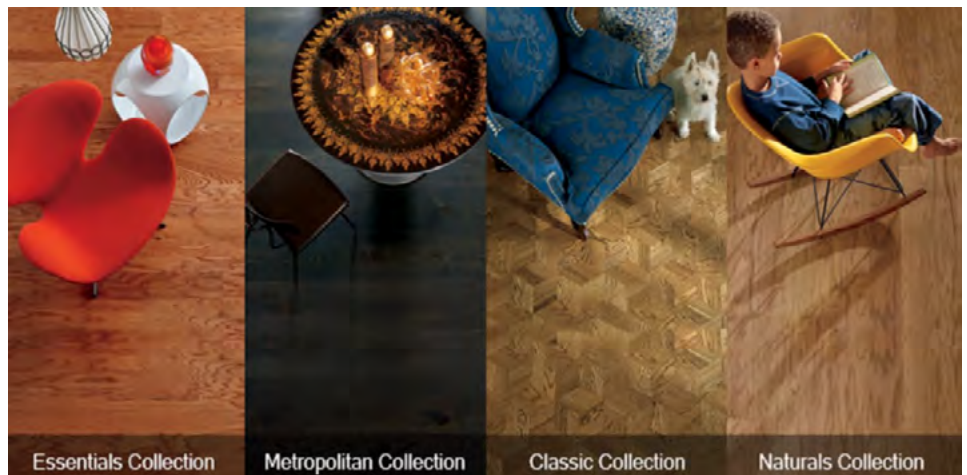
- 2-hour dry time for most colors
- Penetrates, stains and seals bare wood
- Low odor
- Easy touch-ups

Bona DriFast Stain Collections

Find just the right shade of stain.

Choosing a stain for your hardwood floors is more than picking a pretty color. You are, after all, creating a home that nurtures your family.

We offer you our latest choices for inspiration. Four timeless Collections with 26 colors that capture the invigorating spirit of great design.



Essentials Collection

Metropolitan Collection

Classic Collection

Naturals Collection

Sealers

Bona waterborne sealers are made to penetrate, seal and set the overall tone of the hardwood floor. They don't just add coloration, they also work with Bona finishes to add build and depth, improve adhesion and overall durability. Together, Bona sealers and finishes produce the best floor protection available.

Bona Waterborne Sealers

With five sealers, the system gives a freedom of combining different colorations and durabilities for tough, beautiful floors. Bona waterborne sealers are made to penetrate, seal, and set the overall tone of the hardwood floor. They don't just add coloration, they also work with Bona finishes to add build and depth, improve adhesion and overall durability. Together, Bona sealers and finishes produce the best floor protection available.



Systems Performance

Bona® Waterborne Sealers come in a range of five colorations from Bona NordicSeal® to Bona AmberSeal® that make wood look even more personal and beautiful. They reduce the potential for side-bonding and make Bona® Waterborne Finishes adhere even better to the floor, adding superior durability and protection. It's a smart and easy-to-use system!

Versatility

Their five sealers all have different color personalities offering your customers the latest choices for inspiration. From light colors for the freshest floor to rich amber for an oiled look with the benefits of a waterborne product. Once you've tried Bona Sealers, you'll never go back to anything else.

Sealers Collection

Bona waterborne sealers are made to penetrate, seal and set the overall tone of the hardwood floor. They don't just add coloration, they also work with Bona finishes to add build and depth, improve adhesion and overall durability. Together, Bona sealers and finishes produce the best floor protection available.



Bona NordicSeal®

Scandinavian, white-washed look without adding stain or caustic bleach. Contains 2x white pigment.

Bona NordicSeal® is a waterborne sanding sealer that is formulated to provide a green alternative to a whitewashed floor without the use of caustic materials such as bleach. A unique way of customizing your floor from a light whitewash to successive coats, providing a truly Scandinavian look.

Key Benefits

- Fast drying – 2-3 hours
- Nonflammable and virtually odorless
- Low VOCs (250 g/L) and GREENGUARD Certified for Indoor Air Quality



Bona NaturalSeal®

Look and depth of pure, freshly sanded wood. Contains 1x white pigment.

Bona NaturalSeal® is a specifically formulated waterborne sealer designed to retain the appearance of unfinished wood. Enhances the look and depth of pure, natural wood.

- Fast drying – 2-3 hours
- Nonflammable and virtually odorless
- Low VOCs (250 g/L) and GREENGUARD Certified for Indoor Air Quality



Bona ClassicSeal®

Neutral, slightly opaque, blonde, natural look.

Bona ClassicSeal® is an exceptionally clear waterborne sealer that highlights the natural color of the wood, minimizes grain raise and tannin bleed. Provides a build layer and prevents the finish from penetrating into the wood surface.

Key Benefits

- Fast drying – 2-3 hours
- Nonflammable and virtually odorless
- Low VOCs (250 g/L) and GREENGUARD Certified for Indoor Air Quality



Bona IntenseSeal®

Unique, “wet look” that pops stain colors and works with the extractive oils and resins in each species to highlight their colors on natural floors.

Bona IntenseSeal® is a specifically formulated waterborne sanding sealer that develops a vibrant look and deep, natural tone to individual wood species.

Key Benefits

- Fast drying – 2-3 hours
- Nonflammable and virtually odorless
- Low VOCs (250 g/L) and GREENGUARD Certified for Indoor Air Quality



Bona AmberSeal®

Warm, rich, oil-modified undertone, but won't get yellower or darker with age. Contains an amber pigment.

Bona AmberSeal® is a non-yellowing, poly-tone waterborne sanding sealer that provides an oil based look to hardwood floors. Can be used with all Bona waterborne finishes over both stained and unstained floors.

Key Benefits

- Fast drying – 2-3 hours
- Nonflammable and virtually odorless
- Low VOCs (250 g/L) and GREENGUARD Certified for Indoor Air Quality

Finishes

As the pioneer of waterborne finishes, Bona's specially designed formulas are the most durable in the industry and they won't fade, amber or change color over time. When it comes to highlighting the true beauty and elegance of the hardwood floor in your home, Bona finishes are simply the best.

Whether you're aiming for high shine, rich color, slip resistance or durability, Bona has the ideal surface treatment for all types of floors. Since the 1970s, they have been the world's pioneer in waterborne finishes, providing low-VOC, solvent-free solutions for every wood flooring need. Bona continues to drive the development of waterborne lacquers.

A Waterborne Wood Floor Finish for Every Need

- Non-flammable and low VOCs
- Durable – withstands daily foot traffic and scratches from pets
- No harmful fumes - GREENGUARD Certified for indoor air quality
- Beautiful – highlights the true beauty and elegance of wood and won't amber over time
- Dries fast



Bona Traffic HD®

Bona Traffic HD® is the most durable waterborne finish in the Bona System and is for homeowners that desire a clear and colorless finish that will highlight the true color of a stained or natural wood floor and won't yellow over time. It significantly outperforms all urethane finishes in durability, has very low VOCs and low odor to keep your home and the planet safe and is the greenest waterborne finish in the Bona System.

Key Benefits

- Unsurpassed scuff, scratch, and chemical resistance
- Clear and colorless – highlights the true color of stained or natural wood floors and will not change color over time
- Very low VOCs - less than 150 g/L
- Very low odor



Bona Mega ONE®

Bona Mega ONE® is a one-component, clear waterborne finish that provides very good protection to hardwood floors. Recommended for floors with moderate traffic.

Key Benefits

- Crystal clear finish, won't yellow over time
- Low VOCs – 275 g/L
- Low odor
- Fast drying – approximately 2-3 hours
- Full cure in 5 days
- GREENGUARD Certified for Indoor Air Quality



Bona Mega®

Bona Mega® is a waterborne finish with proven performance and value standard in the industry. The natural wood color enhances the beauty of the wood. Recommended for floors with light to moderate traffic.

Key Benefits

- Natural wood color
- Low VOCs – 200 g/L
- Low odor
- Fast drying – approximately 2-3 hours
- GREENGUARD Certified
- Available in Extra Matte, Satin, Semi-Gloss, Gloss



Penetrating Oil

Bona Craft Oil® 2K is a penetrating oil finish made up of a unique blend of vegetable oils, modified for long-lasting protection of wood floors. The exclusive formula enhances the natural and organic look and color of a wood species with an extremely matte finish to add a warm and rustic feel to a floor. Due to the oil saturating the actual wood, spot repairs on scratches or gouges are easier to fix. For extra durability, you can topcoat Bona Craft Oil 2K with Bona Traffic HD, Bona Traffic or Bona Traffic Naturele. Performance, versatility and design – get the charming look and feel of an oiled floor, plus the protection of a finish.

Key Benefits

- Extremely high degree of saturation
- Fast drying – 8 hours for Neutral, 12 hours for colors
- Extremely low VOCs – 25 g/L
- Very low odor
- GREENGUARD Gold Certified for Indoor Air Quality
- Available in nine base colors, all are blendable to make a completely custom color



Bona Craft Oil 2K®

Bona Craft Oil® 2K is a penetrating oil finish made up of a unique blend of vegetable oils, modified for long-lasting protection of wood floors. The exclusive formula enhances the natural and organic look and color of a wood species with an extremely matte finish to add a warm and rustic feel to a floor. Due to the oil saturating the actual wood, spot repairs on scratches or gouges are easier to fix. For extra durability, you can topcoat Bona Craft Oil 2K with Bona Traffic HD, Bona Traffic or Bona Traffic Naturele.

Key Benefits

- Extremely high degree of saturation
- Fast drying – 8 hours for Neutral, 12 hours for colors
- Extremely low VOCs – 25 g/L
- Very low odor
- GREENGUARD Gold Certified for Indoor Air Quality
- Available in nine base colors, all are blendable to make a completely custom color

Why choose a Bona Certified Craftsman for your flooring project?

A Bona Certified Craftsman combines skill, passion, and trustworthiness to give you the floors you've always wanted. You can rest easy knowing that you're working with a trained and certified professional that will ensure your hardwood floor renovation process provides minimal disruption to your home with dustless sanding and waterborne finishes and results in beautiful, durable hardwood floors.



Sustainability

At Bona, sustainability is at the core of everything they do.

Renovation for a Brighter Floor Future

They partnered with the IVL Swedish Environmental Research Institute to prove the environmental benefits of renovating rather than replacing a wood floor.

Quality Ingredients

They believe in transparency of the ingredients in their products and using renewable raw materials developed with high performance and low impact on the environment.

Home, Health, and Humanity

Their sustainable journey complies with the United Nations Sustainable Development Goals, focused on innovating better products and practices to Home, Health, and Humanity.

Link: <https://www.bona.com/en-us/homeowner/find-a-contractor/>

Hire a Contractor

A Bona Certified Craftsman combines skill, passion and trustworthiness to give you the floors you've always wanted. You can rest easy, knowing that you're working with a trained and certified professional. [Bona Certified Craftsmen](#) are the best of the best and exclusively use the Bona systems that you trust and love. [Locate a contractor](#) today.

Bona AB is a family-owned, sustainably-driven company that supplies products for installing, renovating, maintaining and restoring premium floors. Founded in 1919.