

Twenty One Cannabis

Sample: 2401DEL0015.0079

Strain: 85 Gelato Cake

Lot#: ; Batch#: ; Batch Size: g

Sampling Time: ; Sampling Date:

Sample Received: 01/09/2024; Report Created: 01/12/2024

Harvest Date: ; Testing Completed: 01/11/2024


Use by Date: ; Manufacture Date: ; MMJ Weight: g

Hemp THCa Flower < .3% D9

Plant, Flower - Cured, Indoor
Reference:



Complete Potency	Not Tested Microbials	Not Tested Residual Solvents	Not Tested Pesticides, Fungicides, Growth Regulators	Not Tested Herbicides	Not Tested Mycotoxins	Not Tested Heavy Metals
----------------------------	---------------------------------	----------------------------------------	----------------------------------------------------------------	---------------------------------	---------------------------------	-----------------------------------

	<h2>23.29%</h2> <p>THC Max</p>	<h2>ND</h2> <p>CBD Max</p>
	<h2>26.56%</h2> <p>Regulatory Cannabinoids</p>	<h2>26.56%</h2> <p>Total Cannabinoids Q3</p>

Cannabinoids

Cannabinoid	LOQ	Concentration	Concentration	Qualifiers
	%	%	mg/g	
CBC	2.00	ND	ND	
CBD	2.00	ND	ND	
CBDa	2.00	ND	ND	
CBG	2.00	ND	ND	
CBGa	2.00	ND	ND	
CBN	2.00	ND	ND	
Δ8-THC	2.00	ND	ND	
Δ9-THC	2.00	<LOQ	<LOQ	
THCa	2.00	26.56	265.6	
THCV	2.00	ND	ND	
Total		26.56	265.6	

Qualifiers: D1

Date Tested: 01/11/2024

Decision Rule: This Pass/Fail Result is in conformance with the qualifying specifications (D1), described and set in guidelines A.A.C. 9 A.A.C. 17, effective September 7, 2021.

SOP-134; THC Max = THCa * 0.877 - Δ9-THC; CBD Max = CBDa * 0.877 + CBD; LOQ = Limit of Quantitation; The reported result is based on sample weight with the applicable moisture content for that sample; Unless otherwise stated all quality control samples performed within specifications established by the Laboratory. ND = Not Detected; NT = Not Tested; NR = Not Reported. Accredited to Standard ISO/IEC 17025:2017 by PJLA #89963 for Testing. ARIZONA DEPARTMENT OF HEALTH SERVICES' WARNING: Marijuana use can be addictive and can impair an individual's ability to drive a motor vehicle or operate heavy machinery. Marijuana smoke contains carcinogens and can lead to an increased risk for cancer, tachycardia, hypertension, heart attack, and lung infection. KEEP OUT OF REACH OF CHILDREN. Using Marijuana during pregnancy could cause birth defects or other health issues to your unborn child.



12620 N. Cave Creek Road Suite 2
Phoenix, AZ 85022
(602) 466-9730

<https://www.deltaverdelabs.com>
Lic# 0000008LCXF00023166

Raju Kandel
Technical Lab Director

Confident LIMS

All Rights Reserved

coa.support@confidentlims.com

(866) 506-5866

www.confidentlims.com



Twenty One Cannabis

Sample: 2311DEL1293.5543

Strain: #51 Lemon Cookie
Lot#: ; Batch#: ; Batch Size: g
Sampling Time: ; Sampling Date:
Sample Received: 11/22/2023; Report Created: 11/29/2023
Harvest Date: ; Testing Completed: 11/28/2023
Use by Date: ; Manufacture Date: ; MMJ Weight: g

Hemp THCa Flower

Plant, Flower - Cured
Reference:



Complete Potency	Not Tested Microbials	Not Tested Residual Solvents	Not Tested Pesticides, Fungicides, Growth Regulators	Not Tested Herbicides	Not Tested Mycotoxins	Not Tested Heavy Metals
---------------------	--------------------------	---------------------------------	---------------------------------------------------------	--------------------------	--------------------------	----------------------------

	22.04% THC Max	ND CBD Max
	25.13% Regulatory Cannabinoids	25.13% Total Cannabinoids Q3


Cannabinoids

Cannabinoid	LOQ	Concentration	Concentration	Qualifiers
	%	%	mg/g	
CBC	2.00	ND	ND	
CBD	2.00	ND	ND	
CBDa	2.00	ND	ND	
CBG	2.00	ND	ND	
CBGa	2.00	<LOQ	<LOQ	
CBN	2.00	ND	ND	
Δ8-THC	2.00	ND	ND	
Δ9-THC	2.00	<LOQ	<LOQ	
THCa	2.00	25.13	251.3	
THCV	2.00	ND	ND	
Total		25.13	251.3	

Qualifiers: D1, Q3

Date Tested: 11/27/2023

Decision Rule: This Pass/Fail Result is in conformance with the qualifying specifications (D1, Q3), described and set in guidelines A.A.C. 9 A.A.C. 17, effective September 7, 2021. SOP-134; THC Max = THCa * 0.877 - Δ9-THC; CBD Max = CBDa * 0.877 + CBD; LOQ = Limit of Quantitation; The reported result is based on sample weight with the applicable moisture content for that sample; Unless otherwise stated all quality control samples performed within specifications established by the Laboratory. ND = Not Detected; NT = Not Tested; NR = Not Reported. Accredited to Standard ISO/IEC 17025:2017 by PJLA #89963 for Testing. ARIZONA DEPARTMENT OF HEALTH SERVICES' WARNING: Marijuana use can be addictive and can impair an individual's ability to drive a motor vehicle or operate heavy machinery. Marijuana smoke contains carcinogens and can lead to an increased risk for cancer, tachycardia, hypertension, heart attack, and lung infection. KEEP OUT OF REACH OF CHILDREN. Using Marijuana during pregnancy could cause birth defects or other health issues to your unborn child.



Certificate: 1043

Sample ID: 2310SMAZ0167.0461
Batch #: 10

Hemp THCa Flower

Batch #: 10
Strain: 00007 Apple Fritter
Parent Batch #:
Sample Collected:
Published: 10/30/2023

Sample ID: 2310SMAZ0167.0461
Amount Received: 5 g
Sample Type: Flower - Cured
Received: 10/18/2023

No Preview Available

COMPLIANCE FOR RETAIL

Regulated Analytes

Cannabinoid Profile (Q3) Tested	Microbial Contaminants Not Tested	Residual Solvents Not Tested	24.117% Total THC
Pesticides, Fungicides, and Growth Regulators Pass	Mycotoxins Not Tested	Heavy Metals Pass	0.067% Total CBD

Additional Analytes (Not Regulated)

Terpenes Total (Q3) Not Tested	Moisture Analysis (Q3) Not Tested	Water Activity (Q3) Not Tested	ND CBN
Filth & Foreign (Q3) Not Tested	Homogeneity (Q3) Not Tested		0.088% CBG
			27.970% Total Cannabinoids (Q3)

Ahmed Munshi

Technical Laboratory Director

Smithers CTS Arizona LLC
734 W Highland Avenue, 2nd Floor
Phoenix, AZ 85013
(602) 806-6930



Accreditation #: 103104



Certificate: 1043

Sample ID: 2310SMAZ0167.0461
Batch #: 10

Cannabinoid Profile

HPLC

Tested

Sample Prep

Batch Date: 10/18/2023
SOP: 418.AZ
Batch Number: 184

Sample Analysis

Date: 10/20/2023
SOP: 417.AZ - HPLC
Sample Weight: 0.1023 g
Volume: 40 mL

Analyte	LOD (mg/g)	LOQ (mg/g)	Dil.	Actual % (w/w)	mg/g	Qualifier
CBC	0.126	0.382	1	<LOQ	<LOQ	
CBD	0.126	0.382	1	ND	ND	
CBDA	0.126	0.382	1	0.077	0.766	
CBDV	0.126	0.382	1	ND	ND	
CBG	0.126	0.382	1	0.088	0.881	
CBGA	0.126	0.382	1	0.497	4.975	
CBN	0.126	0.382	1	ND	ND	
d8-THC	0.126	0.382	1	ND	ND	
d9-THC	0.126	0.382	1	0.137	1.372	
THCA	0.126	0.382	1	25.936	259.359	
THCV	0.126	0.382	1	ND	ND	

Cannabinoid Totals	Actual % (w/w)	mg/g	Qualifier
Total THC	24.117	241.175	
Total CBD	0.067	0.672	
Total Cannabinoids	27.970	279.698	Q3

Total THC = THC + (0.877 x THCA) and Total CBD = CBD + (0.877 x CBDA)
ND = Not Detected, NT = Not Tested, <LOQ = Below Limit of Quantitation

Ahmed Munshi


Technical Laboratory Director

Smithers CTS Arizona LLC
734 W Highland Avenue, 2nd Floor
Phoenix, AZ 85013
(602) 806-6930



Accreditation #: 103104

The product associated with this COA has been tested by Smithers CTS Arizona LLC, using validated state certified testing methodologies as required by Arizona state law. This COA is governed by the terms and conditions listed on: <https://www.smithers.com/arizona-terms-conditions>



Certificate: 1043

Sample ID: 2310SMAZ0167.0461
Batch #: 10

Heavy Metals

ICP-MS **Pass**

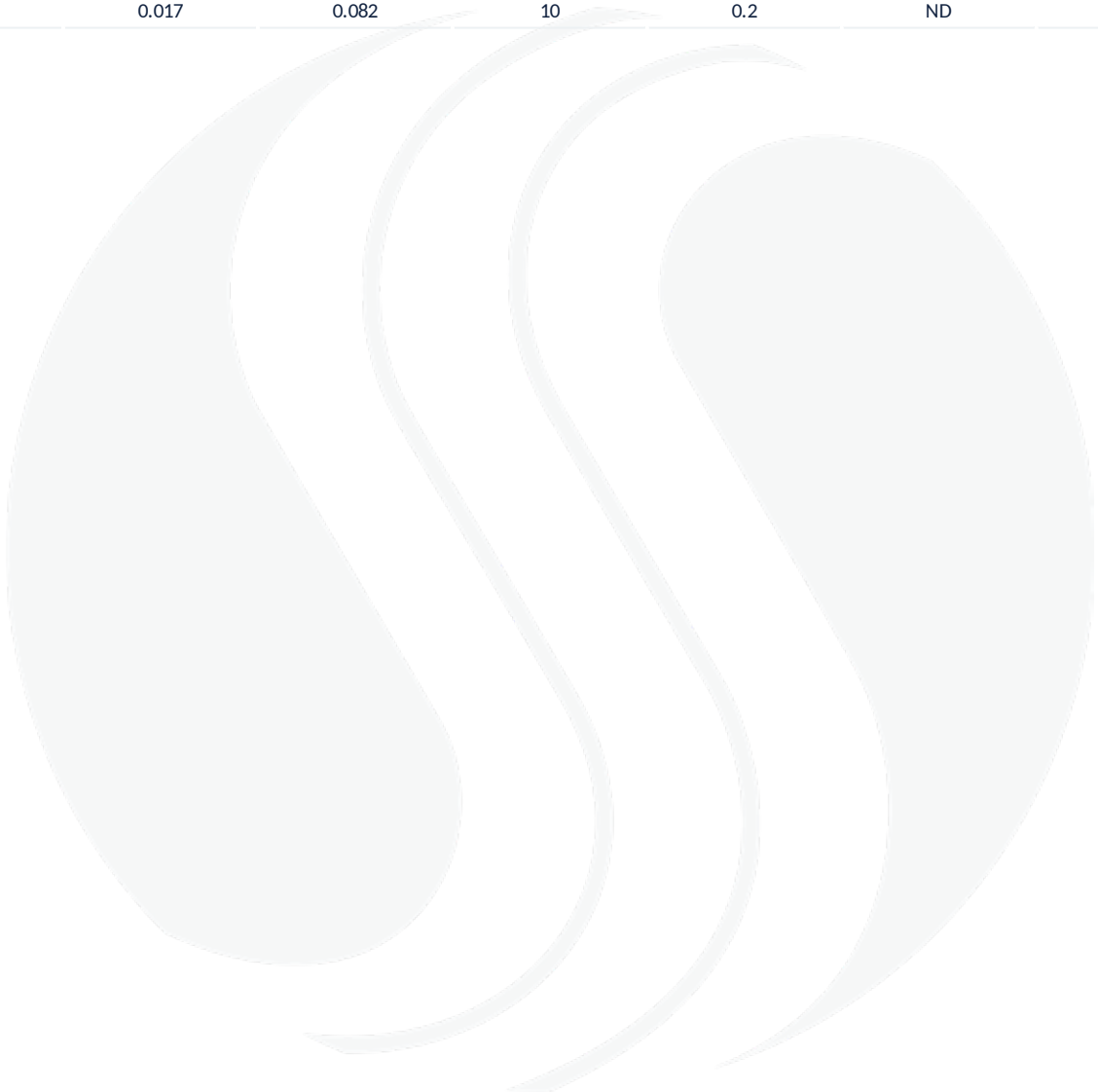
Sample Prep

Batch Date: 10/19/2023
SOP: 428.AZ
Batch Number: 188

Sample Analysis

Date: 10/19/2023
SOP: 428.AZ - ICP-MS
Sample Weight: 0.2429 g
Volume: 6 mL

Analyte	LOD (ppm)	LOQ (ppm)	Dil.	Action Limit (ppm)	Results (ppm)	Qualifier
Arsenic	0.017	0.165	10	0.4	ND	
Cadmium	0.017	0.165	10	0.4	ND	
Lead	0.017	0.412	10	1	<LOQ	
Mercury	0.017	0.082	10	0.2	ND	




Ahmed Munshi

Technical Laboratory Director

Smithers CTS Arizona LLC
734 W Highland Avenue, 2nd Floor
Phoenix, AZ 85013
(602) 806-6930



Accreditation #: 103104



Certificate: 1043

Sample ID: 2310SMAZ0167.0461
Batch #: 10

**Pesticides, Fungicides, and
Growth Regulators**
LC-MS/MS **Pass**

Sample Prep

Batch Date: 10/18/2023
SOP: 432.AZ
Batch Number: 178

Sample Analysis

Date: 10/19/2023
SOP: 424.AZ - LC-MS/MS
Sample Weight: 0.5025 g
Volume: 12.5 mL


Analyte	LOD / LOQ (ppm)	Dil.	Action Limit (ppm)	Results (ppm)	Qualifier	Analyte	LOD / LOQ (ppm)	Dil.	Action Limit (ppm)	Results (ppm)	Qualifier
Abamectin B1a	0.083 / 0.249	1	0.5	ND	I1	Hexythiazox	0.166 / 0.498	1	1	ND	M2
Acephate	0.067 / 0.199	1	0.4	ND		Imazalil	0.033 / 0.100	1	0.2	ND	
Acetamiprid	0.033 / 0.100	1	0.2	ND		Imidacloprid	0.067 / 0.199	1	0.4	ND	
Aldicarb	0.067 / 0.199	1	0.4	ND		Kresoxim-methyl	0.067 / 0.199	1	0.4	ND	
Azoxystrobin	0.033 / 0.100	1	0.2	ND		Malathion	0.033 / 0.100	1	0.2	ND	
Bifenazate	0.033 / 0.100	1	0.2	ND		Metaxyl	0.033 / 0.100	1	0.2	ND	
Bifenthrin	0.033 / 0.100	1	0.2	ND	M2	Methiocarb	0.033 / 0.100	1	0.2	ND	M1
Boscalid	0.067 / 0.199	1	0.4	ND	M1	Methomyl	0.067 / 0.199	1	0.4	ND	
Carbaryl	0.033 / 0.100	1	0.2	ND		Myclobutanil	0.033 / 0.100	1	0.2	ND	M1
Carbofuran	0.033 / 0.100	1	0.2	ND		Naled	0.083 / 0.249	1	0.5	ND	
Chlorantraniliprole	0.033 / 0.100	1	0.2	ND	M1	Oxamyl	0.166 / 0.498	1	1	ND	
Chlorfenapyr	0.166 / 0.498	1	1	ND	I1, M1	Pacllobutrazol	0.067 / 0.199	1	0.4	ND	M1
Chlorpyrifos	0.033 / 0.100	1	0.2	ND	M2	Permethrins	0.033 / 0.100	1	0.2	ND	I1, M2
Clofentezine	0.033 / 0.100	1	0.2	ND		Phosmet	0.033 / 0.100	1	0.2	ND	
Cyfluthrin	0.166 / 0.498	1	1	ND		Piperonyl Butoxide	0.331 / 0.995	1	2	ND	M2
Cypermethrin	0.166 / 0.498	1	1	ND	M2	Prallethrin	0.033 / 0.100	1	0.2	ND	
Daminozide	0.166 / 0.498	1	1	ND		Propiconazole	0.067 / 0.199	1	0.4	ND	
Diazinon	0.033 / 0.100	1	0.2	ND		Propoxur	0.033 / 0.100	1	0.2	ND	
Dichlorvos	0.017 / 0.050	1	0.1	ND		Pyrethrins	0.139 / 0.417	1	1	ND	I1, M1
Dimethoate	0.033 / 0.100	1	0.2	ND		Pyridaben	0.033 / 0.100	1	0.2	ND	M2
Ethoprophos	0.033 / 0.100	1	0.2	ND		Spinosad	0.033 / 0.100	1	0.2	ND	M2
Etofenprox	0.067 / 0.199	1	0.4	ND		Spiromesifen	0.033 / 0.100	1	0.2	ND	
Etoxazole	0.033 / 0.100	1	0.2	ND		Spirotetramat	0.033 / 0.100	1	0.2	ND	
Fenoxycarb	0.033 / 0.100	1	0.2	ND		Spiroxamine	0.067 / 0.199	1	0.4	ND	
Fenpyroximate	0.067 / 0.199	1	0.4	ND	M2	Tebuconazole	0.067 / 0.199	1	0.4	ND	
Fipronil	0.067 / 0.199	1	0.4	ND		Thiacloprid	0.033 / 0.100	1	0.2	ND	
Fonicamid	0.166 / 0.498	1	1	ND		Thiamethoxam	0.033 / 0.100	1	0.2	ND	
Fludioxonil	0.067 / 0.199	1	0.4	ND	M1	Trifloxystrobin	0.033 / 0.100	1	0.2	ND	M2

Ahmed Munshi

Technical Laboratory Director

Smithers CTS Arizona LLC
734 W Highland Avenue, 2nd Floor
Phoenix, AZ 85013
(602) 806-6930





Certificate: 1043

Sample ID: 2310SMAZ0167.0461
Batch #: 10

Qualifier Legend

- B1** The target analyte detected in the calibration is at or above the limit of quantitation, but the sample result for potency testing, is below the limit of quantitation.
- B2** The target analyte detected in the calibration blank, or the method blank is at or above the limit of quantitation, but the sample result when testing for pesticides, fungicides, herbicides, growth regulators, heavy metals, or residual solvents, is below the maximum allowable concentration for the analyte.
- D1** The limit of quantitation and the sample results were adjusted to reflect sample dilution.
- I1** The relative intensity of a characteristic ion in a sample analyte exceeded the acceptance with respect to the reference spectra, indicating interference.
- L1** When testing for pesticides, fungicides, herbicides, growth regulators, heavy metals, or residual solvents, the percent recovery of a laboratory control sample is greater than the acceptance limits, but the sample's target analytes were not detected above the maximum allowable concentrations for the analytes in the sample.
- M1** The recovery from the matrix spike was high, but the recovery from the laboratory control sample was within acceptance criteria.
- M2** The recovery from the matrix spike was low, but the recovery from the laboratory control sample was within acceptance criteria.
- M3** The recovery from the matrix spike was unusable because the analyte concentration was disproportionate to the spike level, but the recovery from the laboratory control sample was within acceptance criteria.
- M4** The analysis of a spiked sample required a dilution such that the spike recovery calculation does not provide useful information, but the recovery from the associated laboratory control sample was within acceptance criteria.
- M5** The analyte concentration was determined by the method of standard addition, in which the standard is added directly to the aliquots of the analyzed sample.
- M6** A description of the variance is described in the final report of testing according to R9-17- 404.06(B)(3)(d)(ii).
- Q1** Sample integrity was not maintained.
- Q2** The sample is heterogeneous, and sample homogeneity could not be readily achieved using routine laboratory practices.
- Q3** Testing result is for informational purposes only and cannot be used to satisfy dispensary testing requirements in R9-17-317.01(A) or labeling requirements in R9-17-317.
- R1** The relative percent difference for the laboratory control sample and duplicate exceeded the limit, but the recovery was within acceptance criteria.
- R2** The relative percent difference for a sample and duplicate exceeded the limit.
- V1** The recovery from continuing calibration verification standards exceeded the acceptance limits, but the sample's target analytes were not detected above the maximum allowable for the analytes in the sample.

Notes:


Ahmed Munshi

Technical Laboratory Director

Smithers CTS Arizona LLC
734 W Highland Avenue, 2nd Floor
Phoenix, AZ 85013
(602) 806-6930



Accreditation #: 103104



Certificate: 1047

Sample ID: 2310SMAZ0167.0465
Batch #: 10

Hemp THCa Flower

Batch #: 10
Strain: 000010 Gorilla Freeze Cake
Parent Batch #:
Sample Collected:
Published: 10/30/2023

Sample ID: 2310SMAZ0167.0465
Amount Received: 5 g
Sample Type: Flower - Cured
Received: 10/18/2023

No Preview Available

COMPLIANCE FOR RETAIL

Regulated Analytes

Cannabinoid Profile (Q3) Tested	Microbial Contaminants Not Tested	Residual Solvents Not Tested	18.045% Total THC
Pesticides, Fungicides, and Growth Regulators Pass	Mycotoxins Not Tested	Heavy Metals Pass	0.052% Total CBD

Additional Analytes (Not Regulated)

Terpenes Total (Q3) Not Tested	Moisture Analysis (Q3) Not Tested	Water Activity (Q3) Not Tested	ND CBN
Filth & Foreign (Q3) Not Tested	Homogeneity (Q3) Not Tested		ND CBG
			22.618% Total Cannabinoids (Q3)


Ahmed Munshi

Technical Laboratory Director

Smithers CTS Arizona LLC
734 W Highland Avenue, 2nd Floor
Phoenix, AZ 85013
(602) 806-6930



Accreditation #: 103104



Certificate: 1047

Sample ID: 2310SMAZ0167.0465
Batch #: 10

Cannabinoid Profile

HPLC

Tested

Sample Prep

Batch Date: 10/18/2023
SOP: 418.AZ
Batch Number: 184

Sample Analysis

Date: 10/19/2023
SOP: 417.AZ - HPLC
Sample Weight: 0.1079 g
Volume: 40 mL

Analyte	LOD (mg/g)	LOQ (mg/g)	Dil.	Actual % (w/w)	mg/g	Qualifier
CBC	0.119	0.362	1	ND	ND	
CBD	0.119	0.362	1	ND	ND	
CBDA	0.119	0.362	1	0.059	0.593	
CBDV	0.119	0.362	1	ND	ND	
CBG	0.119	0.362	1	ND	ND	
CBGA	0.119	0.362	1	2.030	20.301	
CBN	0.119	0.362	1	ND	ND	
d8-THC	0.119	0.362	1	ND	ND	
d9-THC	0.119	0.362	1	0.241	2.412	
THCA	0.119	0.362	1	20.187	201.869	
THCV	0.119	0.362	1	ND	ND	

Cannabinoid Totals	Actual % (w/w)	mg/g	Qualifier
Total THC	18.045	180.451	
Total CBD	0.052	0.520	
Total Cannabinoids	22.618	226.176	Q3

Total THC = THC + (0.877 x THCA) and Total CBD = CBD + (0.877 x CBDA)
ND = Not Detected, NT = Not Tested, <LOQ = Below Limit of Quantitation

Ahmed Munshi


Technical Laboratory Director

Smithers CTS Arizona LLC
734 W Highland Avenue, 2nd Floor
Phoenix, AZ 85013
(602) 806-6930



Accreditation #: 103104

The product associated with this COA has been tested by Smithers CTS Arizona LLC, using validated state certified testing methodologies as required by Arizona state law. This COA is governed by the terms and conditions listed on: <https://www.smithers.com/arizona-terms-conditions>



Certificate: 1047

Sample ID: 2310SMAZ0167.0465
Batch #: 10

Heavy Metals

ICP-MS

Pass


Sample Prep

Batch Date: 10/19/2023
SOP: 428.AZ
Batch Number: 188

Sample Analysis

Date: 10/19/2023
SOP: 428.AZ - ICP-MS
Sample Weight: 0.2230 g
Volume: 6 mL

Analyte	LOD (ppm)	LOQ (ppm)	Dil.	Action Limit (ppm)	Results (ppm)	Qualifier
Arsenic	0.018	0.179	10	0.4	ND	
Cadmium	0.018	0.179	10	0.4	ND	
Lead	0.018	0.449	10	1	<LOQ	
Mercury	0.018	0.090	10	0.2	ND	



Ahmed Munshi


Technical Laboratory Director

Smithers CTS Arizona LLC
734 W Highland Avenue, 2nd Floor
Phoenix, AZ 85013
(602) 806-6930



Accreditation #: 103104

The product associated with this COA has been tested by Smithers CTS Arizona LLC, using validated state certified testing methodologies as required by Arizona state law. This COA is governed by the terms and conditions listed on: <https://www.smithers.com/arizona-terms-conditions>



Certificate: 1047

Sample ID: 2310SMAZ0167.0465
Batch #: 10

**Pesticides, Fungicides, and
Growth Regulators**
LC-MS/MS **Pass**

Sample Prep

Batch Date: 10/18/2023
SOP: 432.AZ
Batch Number: 178

Sample Analysis

Date: 10/19/2023
SOP: 424.AZ - LC-MS/MS
Sample Weight: 0.5233 g
Volume: 12.5 mL

Analyte	LOD / LOQ (ppm)	Dil.	Action Limit (ppm)	Results (ppm)	Qualifier	Analyte	LOD / LOQ (ppm)	Dil.	Action Limit (ppm)	Results (ppm)	Qualifier
Abamectin B1a	0.079 / 0.239	1	0.5	ND	I1	Hexythiazox	0.160 / 0.478	1	1	ND	M2
Acephate	0.064 / 0.191	1	0.4	ND		Imazalil	0.032 / 0.096	1	0.2	ND	
Acetamiprid	0.032 / 0.096	1	0.2	ND		Imidacloprid	0.064 / 0.191	1	0.4	ND	
Aldicarb	0.064 / 0.191	1	0.4	ND		Kresoxim-methyl	0.064 / 0.191	1	0.4	ND	
Azoxystrobin	0.032 / 0.096	1	0.2	ND		Malathion	0.032 / 0.096	1	0.2	ND	
Bifenazate	0.032 / 0.096	1	0.2	ND		Metaxyl	0.032 / 0.096	1	0.2	ND	
Bifenthrin	0.032 / 0.096	1	0.2	ND	M2	Methiocarb	0.032 / 0.096	1	0.2	ND	M1
Boscalid	0.064 / 0.191	1	0.4	ND	M1	Methomyl	0.064 / 0.191	1	0.4	ND	
Carbaryl	0.032 / 0.096	1	0.2	ND		Myclobutanil	0.032 / 0.096	1	0.2	ND	M1
Carbofuran	0.032 / 0.096	1	0.2	ND		Naled	0.079 / 0.239	1	0.5	ND	
Chlorantraniliprole	0.032 / 0.096	1	0.2	ND	M1	Oxamyl	0.160 / 0.478	1	1	ND	
Chlorfenapyr	0.160 / 0.478	1	1	ND	I1, M1	Pacllobutrazol	0.064 / 0.191	1	0.4	ND	M1
Chlorpyrifos	0.032 / 0.096	1	0.2	ND	M2	Permethrins	0.032 / 0.096	1	0.2	ND	I1, M2
Clofentezine	0.032 / 0.096	1	0.2	ND		Phosmet	0.032 / 0.096	1	0.2	ND	
Cyfluthrin	0.160 / 0.478	1	1	ND		Piperonyl Butoxide	0.318 / 0.955	1	2	ND	M2
Cypermethrin	0.160 / 0.478	1	1	ND	M2	Prallethrin	0.032 / 0.096	1	0.2	ND	
Daminozide	0.160 / 0.478	1	1	ND		Propiconazole	0.064 / 0.191	1	0.4	ND	
Diazinon	0.032 / 0.096	1	0.2	ND		Propoxur	0.032 / 0.096	1	0.2	ND	
Dichlorvos	0.016 / 0.048	1	0.1	ND		Pyrethrins	0.134 / 0.400	1	1	ND	I1, M1
Dimethoate	0.032 / 0.096	1	0.2	ND		Pyridaben	0.032 / 0.096	1	0.2	ND	M2
Ethoprophos	0.032 / 0.096	1	0.2	ND		Spinosad	0.032 / 0.096	1	0.2	ND	M2
Etofenprox	0.064 / 0.191	1	0.4	ND		Spiromesifen	0.032 / 0.096	1	0.2	ND	
Etoxazole	0.032 / 0.096	1	0.2	ND		Spirotetramat	0.032 / 0.096	1	0.2	ND	
Fenoxycarb	0.032 / 0.096	1	0.2	ND		Spiroxamine	0.064 / 0.191	1	0.4	ND	
Fenpyroximate	0.064 / 0.191	1	0.4	ND	M2	Tebuconazole	0.064 / 0.191	1	0.4	ND	
Fipronil	0.064 / 0.191	1	0.4	ND		Thiacloprid	0.032 / 0.096	1	0.2	ND	
Fonicamid	0.160 / 0.478	1	1	ND		Thiamethoxam	0.032 / 0.096	1	0.2	ND	
Fludioxonil	0.064 / 0.191	1	0.4	ND	M1	Trifloxystrobin	0.032 / 0.096	1	0.2	ND	M2

Ahmed Munshi
Technical Laboratory Director

Smithers CTS Arizona LLC
734 W Highland Avenue, 2nd Floor
Phoenix, AZ 85013
(602) 806-6930





Certificate: 1047

Sample ID: 2310SMAZ0167.0465
Batch #: 10

Qualifier Legend

- B1** The target analyte detected in the calibration is at or above the limit of quantitation, but the sample result for potency testing, is below the limit of quantitation.
- B2** The target analyte detected in the calibration blank, or the method blank is at or above the limit of quantitation, but the sample result when testing for pesticides, fungicides, herbicides, growth regulators, heavy metals, or residual solvents, is below the maximum allowable concentration for the analyte.
- D1** The limit of quantitation and the sample results were adjusted to reflect sample dilution.
- I1** The relative intensity of a characteristic ion in a sample analyte exceeded the acceptance with respect to the reference spectra, indicating interference.
- L1** When testing for pesticides, fungicides, herbicides, growth regulators, heavy metals, or residual solvents, the percent recovery of a laboratory control sample is greater than the acceptance limits, but the sample's target analytes were not detected above the maximum allowable concentrations for the analytes in the sample.
- M1** The recovery from the matrix spike was high, but the recovery from the laboratory control sample was within acceptance criteria.
- M2** The recovery from the matrix spike was low, but the recovery from the laboratory control sample was within acceptance criteria.
- M3** The recovery from the matrix spike was unusable because the analyte concentration was disproportionate to the spike level, but the recovery from the laboratory control sample was within acceptance criteria.
- M4** The analysis of a spiked sample required a dilution such that the spike recovery calculation does not provide useful information, but the recovery from the associated laboratory control sample was within acceptance criteria.
- M5** The analyte concentration was determined by the method of standard addition, in which the standard is added directly to the aliquots of the analyzed sample.
- M6** A description of the variance is described in the final report of testing according to R9-17- 404.06(B)(3)(d)(ii).
- Q1** Sample integrity was not maintained.
- Q2** The sample is heterogeneous, and sample homogeneity could not be readily achieved using routine laboratory practices.
- Q3** Testing result is for informational purposes only and cannot be used to satisfy dispensary testing requirements in R9-17-317.01(A) or labeling requirements in R9-17-317.
- R1** The relative percent difference for the laboratory control sample and duplicate exceeded the limit, but the recovery was within acceptance criteria.
- R2** The relative percent difference for a sample and duplicate exceeded the limit.
- V1** The recovery from continuing calibration verification standards exceeded the acceptance limits, but the sample's target analytes were not detected above the maximum allowable for the analytes in the sample.

Notes:

Ahmed Munshi

Technical Laboratory Director

Smithers CTS Arizona LLC
734 W Highland Avenue, 2nd Floor
Phoenix, AZ 85013
(602) 806-6930

