

WAVE RECESS PULL



PRODUCT DESCRIPTION

Featuring a wave edge, this recess pull is a smart addition to drawers and cupboards. Designed to recess into surfaces this pull will sit flush, offering a practical and playful design solution for those spaces where space is at a premium.

COMPOSITION & CARE

Manufactured from brass, finished with a lacquer to preserve the material finish. We recommend avoiding the use of any abrasive cleaning agents, wipe with a clean dry cloth.

DIMENSIONS

*6.2cm overall diameter 1.4cm depth.
Approx size of cavity required: 3.2cm x 4cm*

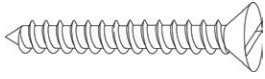
FITTING SPECIFICATION

Each handle is supplied with two matching screws. Customers are advised to work with a joiner or carpenter for installation and to source appropriate hardware for the installation surface.

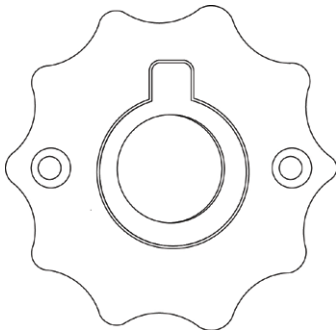
FINISHES

Available in: Brass & Nickel

CONTENTS:

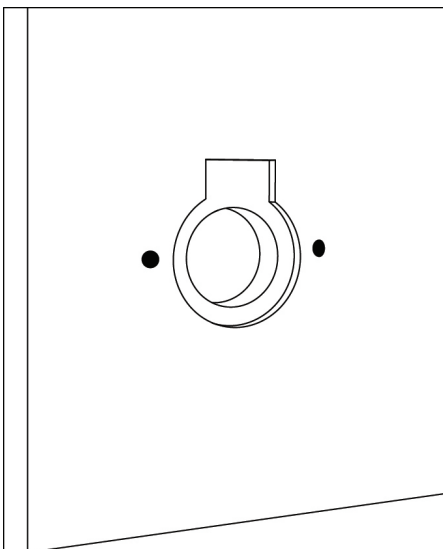


2x Screw



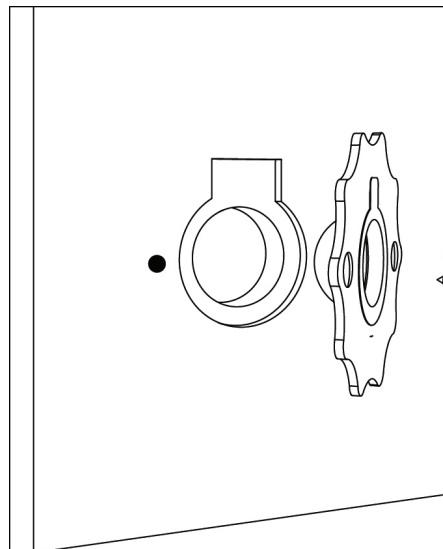
1x Handle

INSTALLATION INSTRUCTIONS:



1

Measure and cut out enough space in the mounting surface for the back of the recess pull to fit and sit flush. Mark up the fixing points and drill holes.



2

Fit the the handle into the space and secure by fixing the screws tightly in place with a drill.