

## TESS NEWALL X MG&CO. HAND-PAINTED SHADE, MEDIUM, UK FITTING

---

### PRODUCT DESCRIPTION

*An exclusive collaboration between Tess Newall and MG&Co., each hand-painted lampshade features a delicately painted motif.*

### COMPOSITION & CARE

*This lampshade has been constructed without a traditional frame, and may need up to two days to settle into shape once unpacked. Please ensure hands and surfaces are clean before unpacking as it marks easily. Lined with white card to create a diffused light.*

### DIMENSIONS

*Base: 37cm*

*Top: 10cm*

*Height: 21cm*

### UK FITTING

*Suitable for UK fittings. Extendable fitting, adaptable for both lamp base and pendant fittings. See page overleaf for more details.*

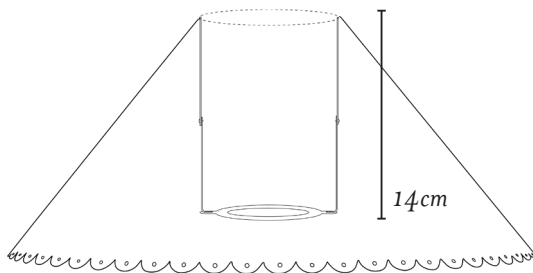
### FITTING SPECIFICATIONS

*Bulb: Standard R27 LED bulb, 4W.*

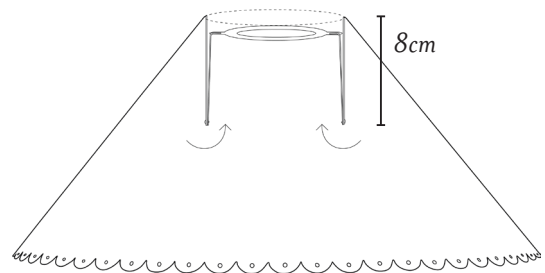
*2x Shade Reducers included if needed for any smaller sized fittings. Position these reducers above and below the shade carrier washer, and secure into place by tightening the shade rings supplied with your lamp base. More information on fittings included overleaf.*

### COLOUR

*Available in: Cherry, Clover, Ditsy and Floral.*



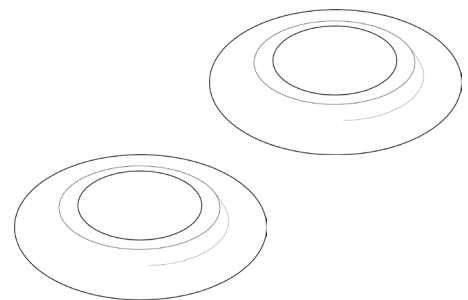
(1)



(2)

## FITTING SPECIFICATIONS

*Extendable fitting: This lampshade is suitable for use on lamp bases as well as pendant shades. For lamp bases, an extended fitting (1) will sit on the lamp fixture: for any UK fittings, use the shade reducers included with your lampshade to secure the shade. For use as a pendant shade, simply fold the bulb fitting from an extended position (1) to a retracted position (2).*



## SHADE REDUCERS

*These shades are compatible for UK and EU fittings. With the UK compatible Cork Obelisk Lamp Base, you will need to position the shade reducers included with your shade above and below the shade carrier, so that the shade is sandwiched to the base. Secure with the detachable shade ring usually found on lamp bases.*