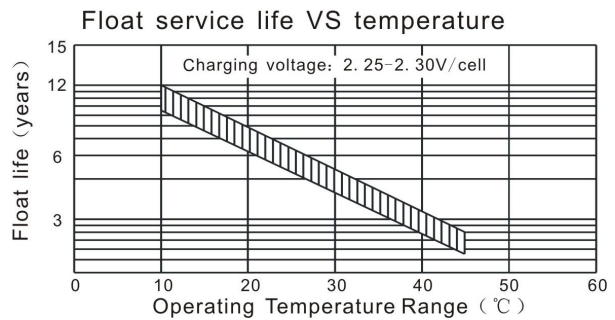
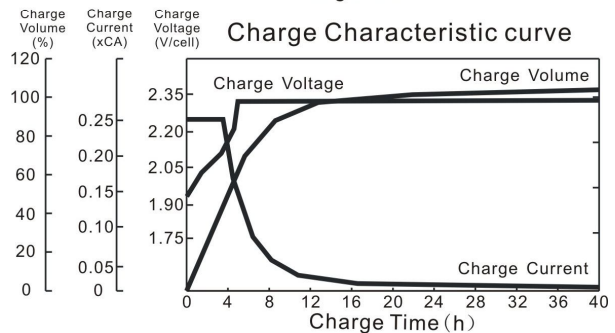
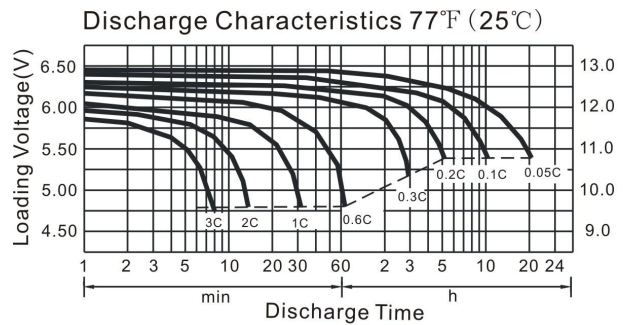


● Specifications

Nominal Voltage		12V
Rated Capacity 77°F(25°C) (10HR)		55.0Ah
Dimensions (mm/inch)	Length	229 (9.02)
	Width	138 (5.43)
	Height	210 (8.27)
	Total Height	228 (8.98)
Approx. Weight (kg/lbs)		17 (37.48)
Terminal		T5/T12

● Characteristic

Capacity 77°F(25°C)	20HR (2.915A)	58.3Ah
	10HR (5.500A)	55.0Ah
	5HR (9.350A)	46.8Ah
	1HR (30.25A)	30.3Ah
	15 min rate (96.25A)	24.1Ah
Internal Resistance	Full Charged Battery 77°F(25°C)	Approx. 6mΩ
Temperature dependence of capacity (10HR)	104°F(40°C)	102%
	77°F(25°C)	100%
	32°F(0°C)	85%
	5°F(-15°C)	65%
Self-Discharge 68°F(20°C) (Capacity after)	3 months	90%
	6 months	80%
	12 months	60%
Max. Discharge Current, 77°F(25°C)		440A(5s)
Floating design life, 77°F(25°C)		10 years
Constant Voltage Charge, 77°F(25°C)	Cycle	14.4-14.7V(-24mV/°C) max. current: 13.75 A
	Float	13.6-13.8V(-18mV/°C)



Constant Current Discharge Characteristics (A), 77°F(25°C)

F.V/TIME	5min	10min	15min	30min	60min	2H	3H	5H	8H	10H	20H
1.60V/cell	187.0	121.0	96.2	55.0	31.9	19.81	14.61	9.87	6.60	5.74	3.00
1.70V/cell	177.7	115.0	91.9	52.6	30.8	19.06	14.27	9.69	6.54	5.68	2.97
1.75V/cell	169.4	107.8	90.3	51.5	30.3	18.70	13.99	9.52	6.40	5.59	2.95
1.80V/cell	159.0	99.6	88.7	50.5	29.8	18.38	13.75	9.35	6.33	5.50	2.92

Constant Wattage Discharge Characteristics (Watt), 77°F(25°C)

F.V/TIME	5min	10min	15min	30min	60min	2H	3H	5H	8H	10H	20H
1.60V/cell	331.9	219.8	176.4	101.3	59.1	37.00	27.51	18.81	12.65	11.19	5.85
1.70V/cell	318.4	210.8	170.0	97.8	57.5	35.90	27.12	18.54	12.63	11.17	5.84
1.75V/cell	306.4	199.5	168.5	96.6	57.0	35.53	26.82	18.37	12.48	11.08	5.84
1.80V/cell	290.1	185.9	167.0	95.6	56.6	35.22	26.58	18.26	12.44	11.00	5.83