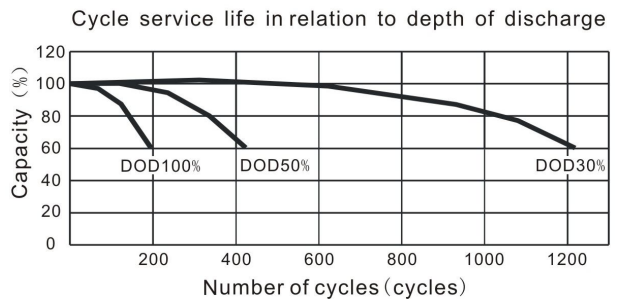
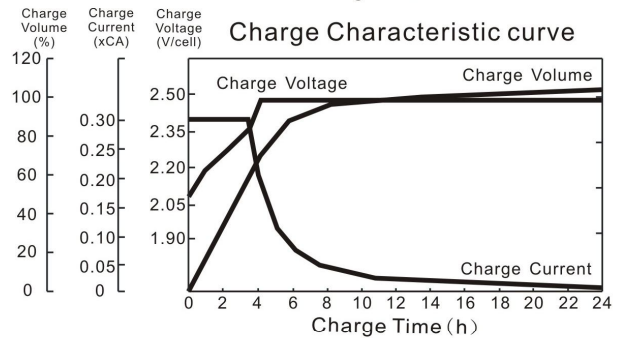
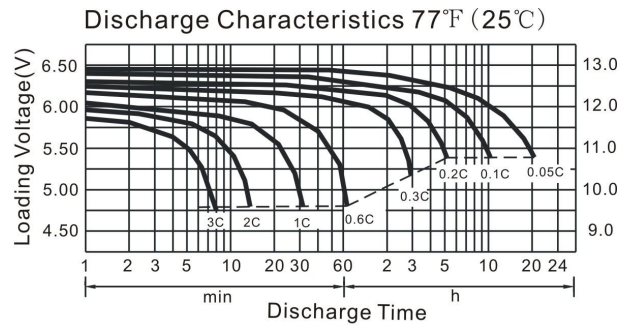


● **Specifications**

Nominal Voltage		12V
Rated Capacity 77°F(25°C) (20HR)		4.5Ah
Dimensions (mm/inch)	Length	90 (3.54)
	Width	70 (2.76)
	Height	101 (3.98)
	Total Height	107 (4.21)
Approx. Weight (kg/lbs)		1.38 (3.04)
Terminal		T1/T2

● **Characteristic**

Capacity 77°F(25°C)	20HR (0.225A)	4.50Ah
	10HR (0.419A)	4.19Ah
	5HR (0.765A)	3.83Ah
	1HR (2.745A)	2.75Ah
	15 min rate (8.33A)	2.08Ah
Internal Resistance	Full Charged Battery 77°F(25°C)	Approx. 38mΩ
Temperature dependence of capacity (20HR)	104°F(40°C)	102%
	77°F(25°C)	100%
	32°F(0°C)	85%
	5°F(-15°C)	65%
Self-Discharge 68°F(20°C) (Capacity after)	3 months	90%
	6 months	80%
	12 months	60%
Max. Discharge Current, 77°F(25°C)		68A(5s)
Floating design life, 77°F(25°C)		5 years
Constant Voltage Charge, 77°F(25°C)	Cycle	14.5~14.9V(-24mV/°C) max. current: 1.35 A
	Float	13.6~13.8V(-18mV/°C)



Constant Current Discharge Characteristics (A), 77°F(25°C)

F.V/TIME	5min	10min	15min	30min	60min	2H	3H	5H	8H	10H	20H
1.60V/cell	17.10	10.80	8.33	4.50	2.85	1.61	1.18	0.792	0.527	0.432	0.232
1.70V/cell	16.25	10.26	7.96	4.30	2.75	1.55	1.15	0.779	0.522	0.428	0.230
1.75V/cell	15.93	10.04	7.81	4.21	2.70	1.52	1.13	0.765	0.513	0.419	0.227
1.80V/cell	15.62	9.81	7.67	4.13	2.66	1.49	1.11	0.752	0.509	0.414	0.225

Constant Wattage Discharge Characteristics (Watt), 77°F(25°C)

F.V/TIME	5min	10min	15min	30min	60min	2H	3H	5H	8H	10H	20H
1.60V/cell	31.05	19.80	15.41	8.41	5.36	3.05	2.25	1.530	1.031	0.851	0.459
1.70V/cell	29.79	18.99	14.84	8.10	5.22	2.96	2.22	1.517	1.026	0.846	0.455
1.75V/cell	29.48	18.72	14.71	8.00	5.17	2.93	2.20	1.503	1.017	0.837	0.453
1.80V/cell	29.16	18.50	14.57	7.92	5.13	2.91	2.18	1.490	1.008	0.828	0.450