


















| |  M100 |  P100 |  M10i |  M10 |  P10 |  P15 |  P20C |  P20 |  P1000 |  M1000 |
|-----------------------|--|--|--|--|---|---|--|---|---|---|
| Sensors | | | | | | | | | | |
| PM2.5 | ✓ | ✓ | ✓ | ✓ | ✓ | ✓ | ✓ | ✓ | ✓ | ✓ |
| PM10 | ✓ | ✓ | — | — | — | — | — | — | ✓ | — |
| CO ₂ | ✓ | — | — | — | — | — | ✓ | — | ✓ | — |
| AQI | ✓ | ✓ | ✓ | ✓ | ✓ | — | — | — | — | — |
| TVOC | — | — | ✓ | ✓ | — | — | — | — | — | ✓ |
| HCHO | — | — | ✓ | ✓ | — | — | — | — | — | ✓ |
| Temp & Humidity | ✓ | ✓ | — | — | — | ✓ | ✓ | ✓ | ✓ | ✓ |
| Connectivity | | | | | | | | | | |
| WiFi | ✓ | ✓ | ✓ | — | — | — | — | — | — | — |
| iOS APP & Android APP | ✓ | ✓ | ✓ | — | — | — | — | — | — | — |
| Features | | | | | | | | | | |
| Data Export | ✓ | ✓ | ✓ | ✓ | — | — | ✓ | ✓ | — | — |
| Logging Interval | 1 min-24hour | 1 min-24hour | — | — | — | — | 60 min | 60 min | — | — |
| Histogram Time Period | — | — | No Limit | — | — | — | — | 12 hours | — | — |
| Calibration | ✓ | ✓ | ✓ | ✓ | — | — | — | — | — | — |
| Time | ✓ | ✓ | — | — | — | ✓ | ✓ | ✓ | — | — |
| Date | ✓ | ✓ | — | — | — | — | — | — | — | — |
| Weather | ✓ | ✓ | — | — | — | — | — | — | — | — |
| Hardware | | | | | | | | | | |
| Dimension | 6.9*2.6*1.2 inches | | 3.2*3.2*1.2 inches | | | 3.6*3.1*6.1 inches | | 10.2*5.5*1.3 inches | | |
| Power | Rechargeable Li Battery | | | | | | | | | |

| |  |  |  |  |  |  |  |  |  |  |  |
|-----------------------|---|---|---|---|---|---|---|---|---|---|---|
| | M2000 2nd | M2000 | M2000C 2nd | M2000C | LKC-1000S+ 2nd | LKC-1000S+ | LKC-1000S | LKC-1000E | P600 | H3 | Airing-1000 2nd |
| Sensors | | | | | | | | | | | |
| PM2.5 & PM10 | ✓ | ✓ | ✓ | ✓ | ✓ | ✓ | ✓ | ✓ | ✓ | — | ✓ |
| CO2 | ✓ | ✓ | ✓ | ✓ | — | — | — | — | — | — | — |
| AQI | — | — | — | — | ✓ | ✓ | ✓ | ✓ | — | — | — |
| TVOC | — | — | — | — | ✓ | ✓ | — | — | — | ✓ | — |
| HCHO | ✓ | ✓ | — | — | ✓ | ✓ | ✓ | ✓ | — | ✓ | — |
| Temp & Humidity | ✓ | ✓ | ✓ | ✓ | ✓ | ✓ | ✓ | — | — | — | ✓ |
| Number of Particles | ✓ | ✓ | ✓ | ✓ | ✓ | ✓ | ✓ | ✓ | — | — | — |
| Connectivity | | | | | | | | | | | |
| WiFi | — | — | — | — | — | — | — | — | — | — | — |
| Features | | | | | | | | | | | |
| Data Export | ✓ | — | ✓ | — | ✓ | — | — | — | — | — | ✓ |
| Logging Interval | 1-60 min | — | 1-60 min | — | 1-60 min | — | — | — | — | — | 1-60 min |
| Histogram Time Period | 24 hours | 24 hours | 24 hours | 24 hours | 12 hours | 12 hours | — | — | 12 hours | — | 12 hours |
| Calibration | ✓ | ✓ | ✓ | ✓ | — | — | — | — | — | ✓ | — |
| iOS APP & Android APP | — | — | — | — | — | — | — | — | — | — | — |
| Hardware | | | | | | | | | | | |
| Display | TFT Color Screen | | | | | | | | | | |
| Dimension | 8.8*2.9*1.5 inches | | | | | 7*2.6*1.3 inches | | | | | 4.7*9*3.5 inches |
| Power | Rechargeable Li Battery | | | | | | | | | | |



PMD331



PMD351

| | Particle Counter | Particle Concentration Monitor |
|-------------------------|--|--------------------------------|
| Use | Particle Counter | Particle Concentration Monitor |
| Particle Size Range | 0.3µm, 0.5µm, 0.7µm, 1.0µm, 2.5µm, 5.0µm, 10µm | PM 1, PM2.5, PM4, PM10, TSP |
| Accuracy | ±10% | ±10% |
| Measurement Range | 0-105,900 P/L (0-3,000,000 particle/ft3) | 0-10,000 µg/m ³ |
| Sampling Time | 3-60 seconds | 60 seconds |
| Principle | Light Scattering | |
| Light Source | 50mW, 780nm | |
| Flow Rate | 2.83 L/min | |
| Communication Interface | USB/RS232 | |
| Data Storage | 2,000,000 points | |
| Battery | Rechargeable Lithium Battery | |
| Charging Time | 3.5 hours | |
| Operating Temperature | 0-50 °C | |
| Storage Temperature | -20 ~ 60 °C | |
| Dimension | 170 x 110 x 48 mm | |
| Display | 4.0" TFT LCD Screen | |
| Weight | 850 g | |