



INSTRUCTION

BDS-41C COMBINER BOX



INSATALLATION

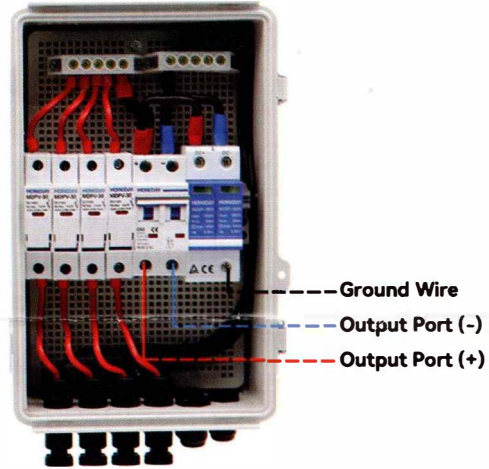


FEATURES

- 1.The PV combiner box is suitable for photovoltaic grid-connected and off-grid power generation systems.
- 2.It is configured with photovoltaic dedicated high-voltage lightning arrester, DC fuse and circuit breaker to provide short circuit fault protection and lightning protection.
- 3.It has protect function of over-voltage and over-current so as to avoid damage to photovoltaic panels and inverters when the fault occurs.
- 4.It's also used to reduce the connection of the photovoltaic array to the inverter,optimize the system structure, improve the reliability and maintainability of the system, make the photovoltaic system at its best.
- 5.IP65 design, waterproof, anti dust and anti ultraviolet.
- 6.Strict test for high and low temperature, used widely.
- 6.7.The simple installation,the simplified system wiring, the convenient wiring

TECHNICAL SPECIFICATION

DC string box	DC combiner box
Product Name	MDJB-PV4/1
Model Code	MDJB-PV4/1
Rated Voltage	500V~600V
Operation	10A
Input	4strings
output	1string
Temperature range	-25℃ ~+60℃
Enclosure	
IP Protection Class(IEC60529)	IP65
Materials	Polycarbonate / ABS
Spec	UV resistance and Flame retardant
DC Circuit Breaker	
Rated Voltage	500V~600V
Rated Current	63A
DC SPD	
Max Operating Voltage	1000V
Max Discharge Current	40KA
Nomnal discharge current	20KA
DC Fuse	
Rated Voltage	1000V
Fuse link	15A10 ³ 39MMz
Finger safe touch	YES



Instruction:

1. Box Input: Connect the panel connectors (module output and combiner input), make sure the negative wire of module output connected to the blue area (as the picture instructed); the positive wire of module output connected to the red area (as the picture instructed).
2. Box Output: Connect PV wires to the output terminals of DC circuit breaker (both "+" and "-"; as the picture instructed), connect the ground wire to the ground terminal of DC arrester. All the output wires separately pass through the cable glands, make sure all the cable glands properly tightened.

Notice:

1. All connections must be carried out under the state of power failure.
2. Let the professional electrical engineer carry on connecting line.
3. The flammable and explosive are forbidden in the installing concourse.

WARRANTY & SERVICE

Standard Combiner Boxes come with 3 year warranty, except on the consumables such as fuses.If you have any question, just feel free tocontact me.



Thank you for choosing MOREDAY products.
Please read carefully before installation.