

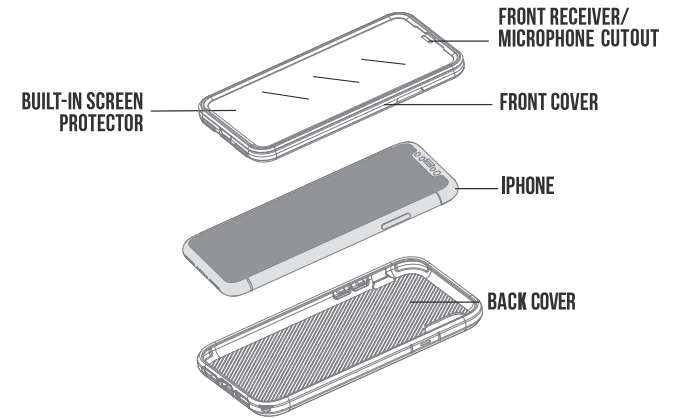
183.5



NEWTRENT

ANTLIA

iPhone X 6.1 inch



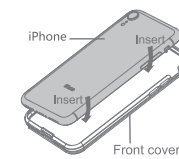
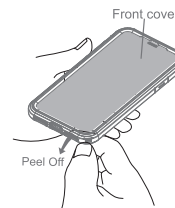
HOW TO INSTALL

NOTE: PRIOR TO INSTALLING YOUR NEW IPHONE CASE, PEEL OFF THE INNER & OUTER PROTECTION FILM ON THE IPHONE CASE. ADDITIONALLY, REMOVE ALL PREVIOUSLY INSTALLED SCREEN PROTECTORS TO ENSURE A PROPER FIT. CLEAN YOUR IPHONE'S SCREEN AND THEN FOLLOW THE DIAGRAMS FOR INSTALLATION.

Step 1: Start from the corner, gently bend the edge to locate the seam. Peel & separate the front cover from the back cover.

Step 2: Insert your phone into the front cover.

Step 3: Gently insert the phone into the back cover. Run a security check on all corners and make sure the protective case is properly snapped together.



New Trent Inc.
San Jose, CA USA
Designed in California
Made in China

Any Needs, Contact Us:
www.newtrent.com/contact

Apple, the Apple logo, and iPhone are trademarks of Apple Inc., registered in the U.S. and other countries. Other company and product names mentioned herein are trademarks of their respective companies.



X001VTJGYB
NT884X

18,5

102

18,5

102