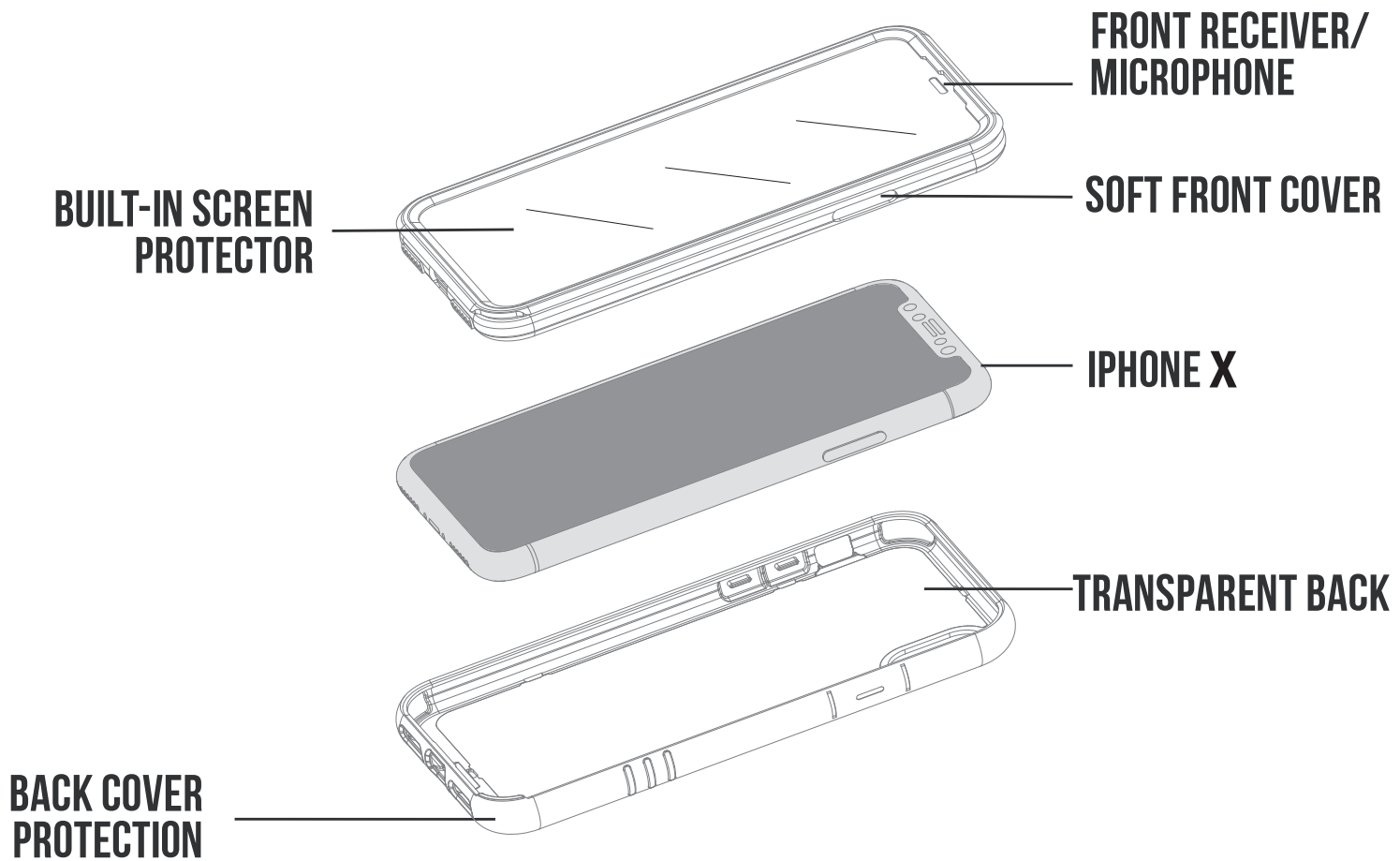


# AZURE

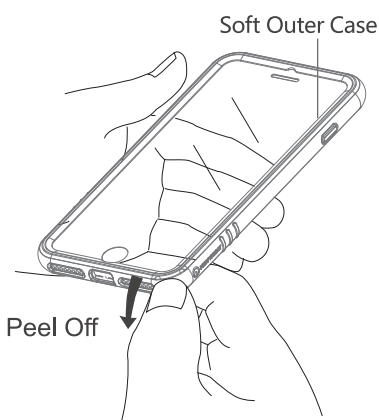
Transparent durable case  
for iPhone



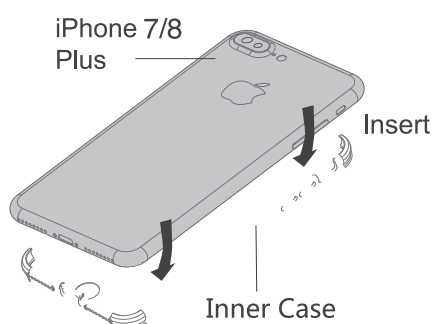
## HOW TO INSTALL

**NOTE: PEEL OFF ALL PREVIOUSLY INSTALLED SCREEN PROTECTORS AND FILMS TO PREVENT IMPROPER FIT.**

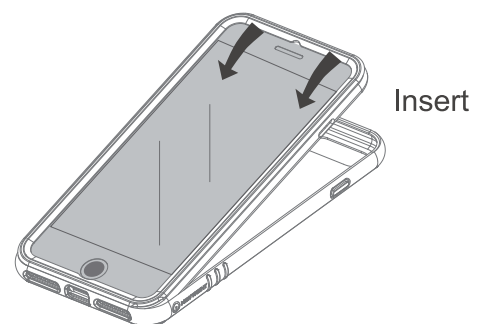
Step 1: Peel off the soft outer case from inner case. Start with the corners.



Step 2: Insert the iPhone 7/8 Plus into the inner case. (Remember to clean phone screen before inserting)



Step 3: Re-insert the inner case with the iPhone 7/8 Plus back into the outer soft case. Make sure to align the respective ports.



New Trent Inc.  
San Jose, CA USA  
Designed in California  
Made in China

Any Needs, Contact Us:  
[www.newtrent.com/contact](http://www.newtrent.com/contact)

Apple, the Apple logo, and iPhone are trademarks of Apple Inc., registered in the U.S. and other countries. Other company and product names mentioned herein are trademarks of their respective companies.