



# Parts Manual IS2600Z Series Zero-Turn Riding Mower



<b>Models:</b>	<b>Description:</b>
5901475	IS2600Z Series w/ 61" Side Discharge Mower Deck & ROPS (IS2600ZY24D61)
5901476	IS2600Z Series w/ 52" Rear Discharge Mower Deck & ROPS (IS2600ZY24D52RDCE)
5901477	IS2600Z Series w/ 61" Rear Discharge Mower Deck & ROPS (IS2600ZY24D61RDCE)

**Briggs and Stratton Power Products Group, LLC.**  
5375 North Main Street  
Munnsville, NY 13409 USA  
800-933-6175

5104803  
Revision A  
Rev. Date: 2/1/16  
TP 400-5104803-A-2Z-F

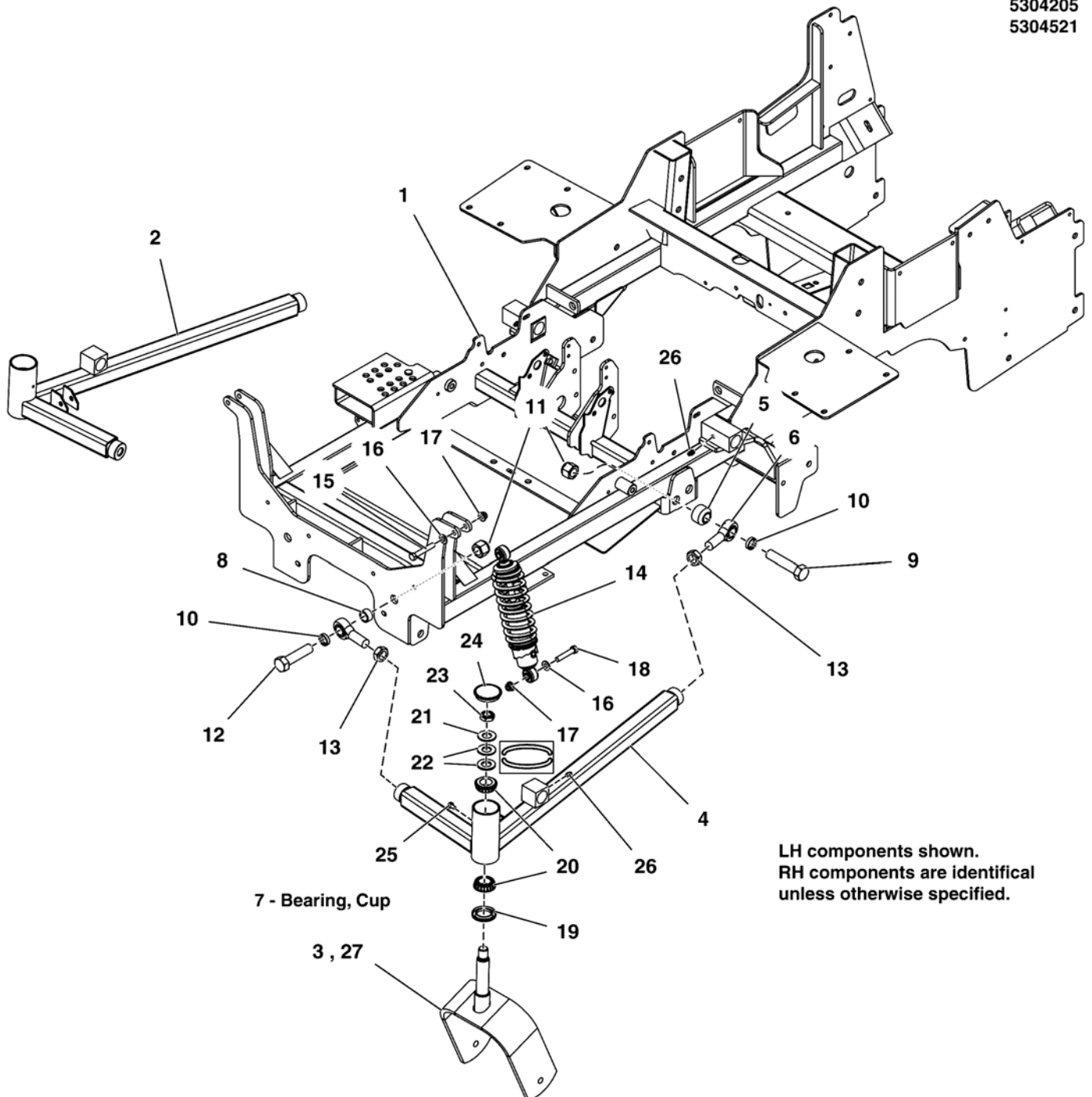
Not for  
Reproduction

<b>MODEL COMPONENTS</b>	<b>PAGE</b>
Main Frame & Front Suspension .....	4
Rear Bumper & ROPS Group .....	6
Seat & Kick Plate Group .....	8
Fuel Supply Hose & Tank Replacement Parts Group .....	10
Fuel Tank & Mount Group .....	12
Instrument Control Panel Group .....	14
Engine & PTO Group .....	16
Engine SERVICE PARTS - Yanmar 3TNM74F .....	20
Radiator & Accessories Group .....	22
Gearbox Drive Group .....	26
Transaxle Drive Group .....	28
Motion Control - Control System .....	30
Motion Control - Handles & Dampeners .....	32
Hydraulic Group .....	34
Parking Brake Group .....	36
Rear Suspension Group .....	38
Deck Lift Group - Foot Pedal & Linkages .....	40
Deck Lift Group - Deck Hangers .....	44
Deck Lift Group - Puller Bar .....	46
Hood & Shields Group .....	48
Wheel & Tire Group .....	50
Decal Group - Safety & Operation .....	52
Decal Group - Brand & Model .....	54
Decal Group - Safety & Operation (Export Models) .....	56
Electrical Components Group .....	58
CE Guarding - Engine Compartment & Parking Brake .....	60
52" & 61" Mower Deck - Rollers & Casters .....	62
61" Mower Deck - Pulleys, Belt & Idler Arm .....	64
61" Mower Deck - Housing, Covers, Spindles & Blades (Side Discharge) .....	66
61" Mower Deck - Housing, Covers, Spindles & Blades (Rear Discharge) .....	68
52" Mower Deck - Housing, Covers, Spindles & Blades (Rear Discharge) .....	70
52" Mower Deck - Pulleys, Belt & Idler Arm .....	72
Spindle Service Parts - 5100993 .....	74
Electrical Group - Wire Schematic Layout .....	76
Electrical Schematics .....	78-82
Electrical Schematic - Op. Pres./Safety Circuit Circuit .....	83
Electrical Schematic - Altitude Solenoid Circuit Circuit .....	84
<b>Torque Specification Chart</b> .....	<b>Inside Back Cover</b>

## Main Frame & Front Suspension

NOTE: Unless noted otherwise,  
use the standard hardware torque  
specification chart.

5304205  
5304521



The above parts group applies to the following Mfg. Nos.:

5901475  
5901476  
5901477

## Main Frame & Front Suspension

REF NO	PART NO.	QTY.	DESCRIPTION
1	5413767B	1	WELD, MAIN FRAME, IS2600 - RED
2	5411432B	1	WELD, FRONT A-ARM, RH - RED
3	5411934B	2	WELD, CASTER YOKE - RED (61" Models)
4	5411433B	1	WELD, FRONT A-ARM, LH - RED
5	5046093	2	SPACER, .75 X 1.50 X 1.00, CZ
6	5022039	4	BALL JOINT, 3/4-16, MALE
7	5020883	1	BEARING CUP (SV)
8	5046092	2	SPACER, .76 X 1.00 X .50, CZ
9	5025265X28	2	BOLT, 3/4-16 X 3-1/2 GD8 CZ
10	5047461	4	SPACER, .76 X 1.00 X .25
11	5025284	4	NUT, 3/4-16 HEX NYLON LOCK
12	5025265X24	2	BOLT-3/4-16 X 3 GD8 CZ
13	5025093	4	NUT, 3/4-16 HEX JAM
14	5104052	2	SHOCK / SPRING ASSEMBLY, OE22375
15	5025013X18	2	BOLT, 3/8-16 X 2-1/4 GD5 CZ
16	5025156	4	WASHER, 3/8 SAE
17	5025394	4	NUT, 3/8-16 HEX NYLOCK FLANGE
18	5025013X16	2	BOLT, 3/8-16 X 2 GD5 CZ
19	5021072	2	SEAL, GREASE
20	5020884	4	BEARING, TAPERED ROLLER, 1
21	5025160	2	WASHER, 3/4 SAE
22	5025449	4	WASHER, BELLEVILLE - 1.500 X .755
23	5025448	2	NUT, 3/4-16, HEX JAM NYLON LOCK
24	5102929	2	CAP, LOW PROFILE, STEEL
25	5025457	2	BOLT, 1/4-28 X 1/2, GD5 CZ
26	5020095	4	GREASE FITTING, 1/4-28 STRAIGHT
27	5402208B	2	WELD, CASTER YOKE - RED (52" Models)

### Footnotes

The above parts group applies to the following Mfg. Nos.:

5901475

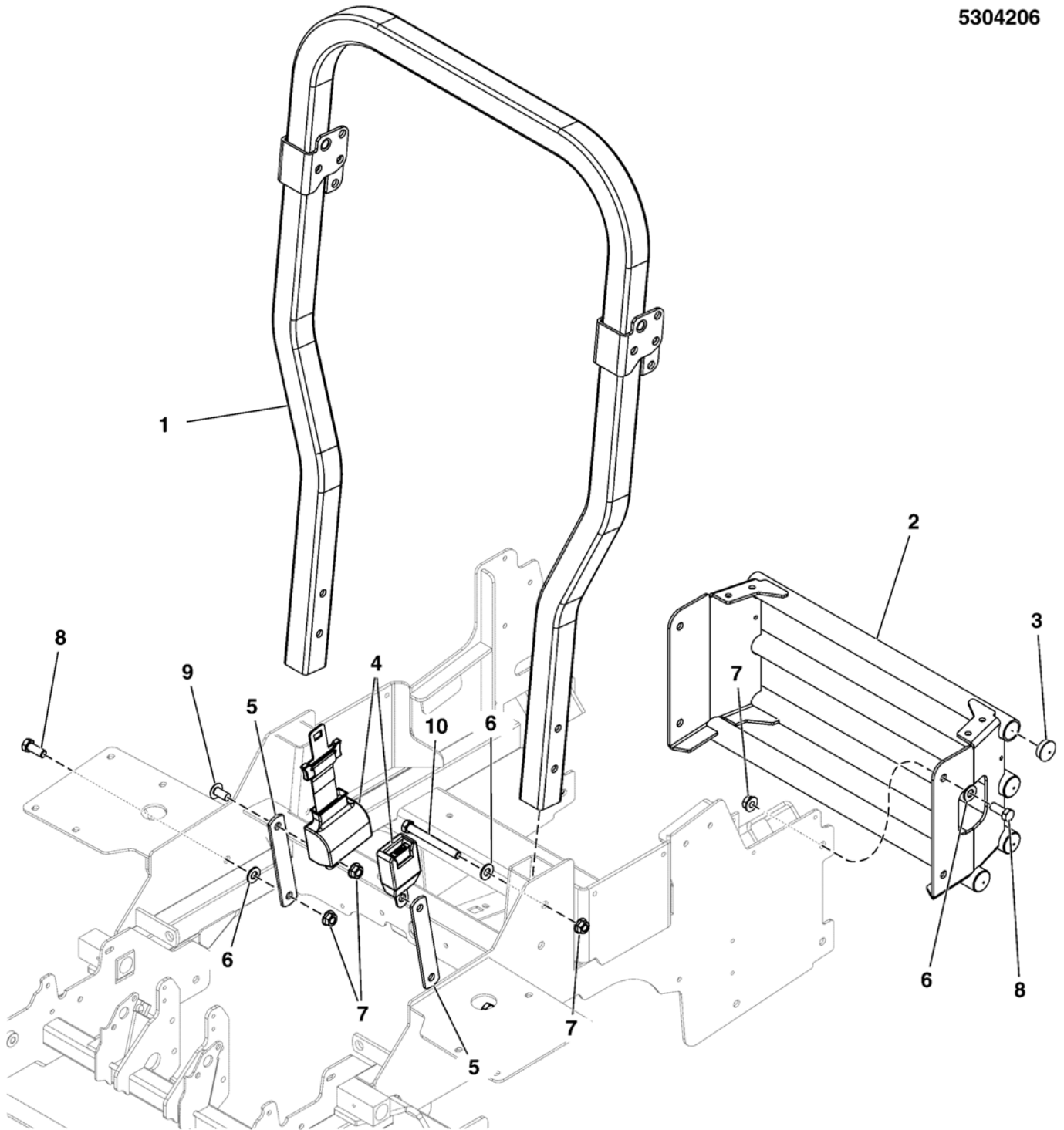
5901476

5901477

## Rear Bumper & ROPS Group

NOTE: Unless noted otherwise,  
use the standard hardware torque  
specification chart.

5304206



The above parts group applies to the following Mfg. Nos.:

5901475

5901476

5901477

## Rear Bumper & ROPS Group

REF NO	PART NO.	QTY.	DESCRIPTION
1	--	1	ROPS, IS2600 (Call 1-800-933-6175 ex.707 for ROPS service)
2	5413801B	1	WELD, BUMPER, IS2600 - RED
3	5023484	8	PLUG, PANEL, 1.25 - BLACK
4	5100139	1	SEAT BELT, RETRACTING - ASSM
5	5410295A	2	BAR, MOUNT, SEAT BELT, IS700Z - BLK
6	5025158	12	WASHER, 1/2 SAE
7	5025396	12	NUT, 1/2-13 HEX NYLOCK FLANGE
8	5025017X10	6	BOLT, 1/2-13 X 1-1/4 GD5 CZ
9	5100267	2	SCREW, 1/2-13 X 1.00, SHCS
10	5025017X28	4	BOLT, 1/2-13 X 3-1/2 GD5 CZ

Not for  
Reproduction

### Footnotes

---

The above parts group applies to the following Mfg. Nos.:

5901475

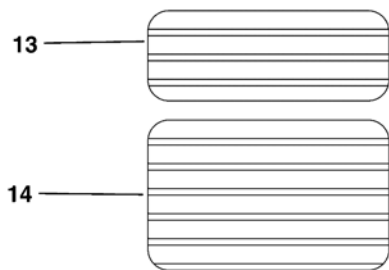
5901476

5901477

## Seat & Kick Plate Group

NOTE: Unless noted otherwise,  
use the standard hardware torque  
specification chart.

5304207



### Seat Replacement Parts

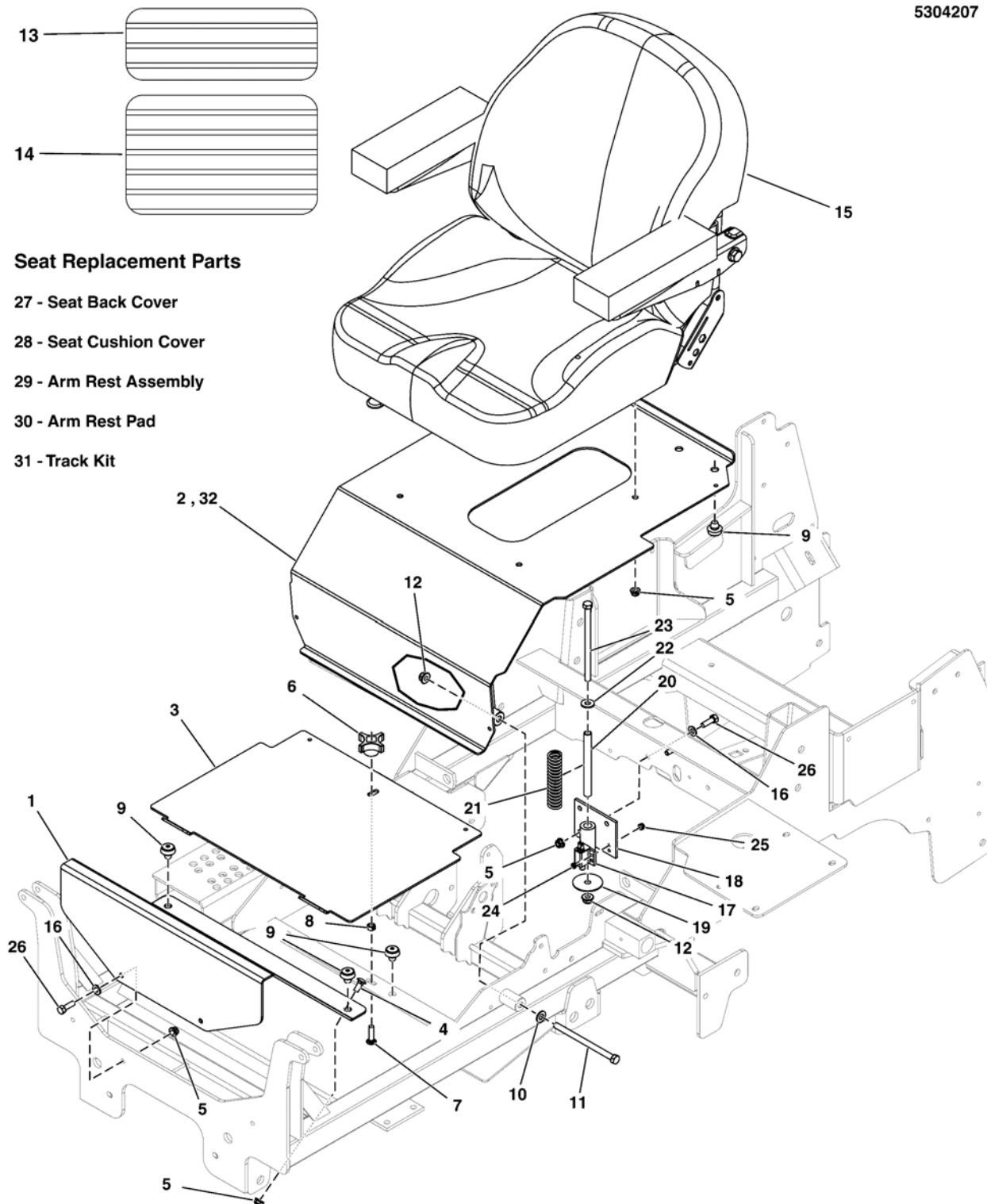
27 - Seat Back Cover

28 - Seat Cushion Cover

29 - Arm Rest Assembly

30 - Arm Rest Pad

31 - Track Kit



The above parts group applies to the following Mfg. Nos.:

5901475

5901476

5901477



## Seat & Kick Plate Group

REF NO	PART NO.	QTY.	DESCRIPTION
1	5413792B	1	PLATE, FRONT FLOOR, IS2600Z - RED
2	5600912	1	ASSM, SEAT PLATE W/ DECALS, IS2600Z-DOM (5413790B)(USA Models Only)
3	5410762B	1	PLATE, FLOOR, REMOVABLE, IS2000 - RED
4	5025145X6	2	BOLT, 5/16-18 X 3/4, CARRIAGE
5	5025392	11	NUT, 5/16-18 HEX NYLOCK FLANGE
6	1670578	1	KNOB-INT THR .312-18 4-ARM 2.12WD 1.06LG
7	1931337	1	BOLT-RD HD SH SQ NK 5/16-18X1.500 G5 YZ
8	80003675	1	NUT, 5/16-18, HEX, CNTR LK,ZINC PHOS/OIL
9	197546	10	MNT, VBRTN, RBBR
10	5025156	2	WASHER, 3/8 SAE
11	5025013X44	2	BOLT, 3/8-16 X 5-1/2 GD5 CZ
12	5025394	3	NUT, 3/8-16 HEX NYLOCK FLANGE
13	5101333	1	SAFETY WALK, FLOOR PLATE, S50X, 10X16
14	5101374	1	SAFETY WALK, FLOOR REST, 6.00 X 16.00
15	5104681	1	SEAT, CI3, SEAT'S INC. 2016
16	5025155	5	WASHER, 5/16 SAE
17	5021769	1	SWITCH, PLUNGER, N.C.
18	5410583A	1	WELD, SEAT SWITCH, IS700 - BLK
19	5025326	1	WASHER, .39 X 2.00 X X .14
20	5046586	1	SPACER, .38 X .50 X 5.06, CZ
21	5100356	1	SPRING, .688 ID X .130 WIRE DIA 4.25
22	5025401	1	WASHER, 3/8 USS
23	5025013X48	1	BOLT, 3/8-16 X 6 GD5 CZ
24	5025179X6	2	SCREW, #10-24 X 3/4 ROUND PHILLIPS
25	5025271	2	NUT, #10-24 HEX NYLON LOCK
26	5025011X8	5	BOLT, 5/16-18 X 1 GD5 CZ
27	5104681X1	1	BACK, COVER, CI3 SEAT (SV)
28	5104681X2	1	CUSHION COVER, CI3 SEAT (SV)
29	5104681X3	1	ARM ASM, LH & RH, C13 SEAT (SV)
30	5104681X4	1	ARM PAD, CI3 SEAT (SV)
31	5104681X5	1	TRACK KIT, CI3 SEAT (SV)
32	5600937	1	ASSM, SEAT PLATE W/DECALS, IS2600-CE (5413790B)(Export Models Only)

## Footnotes

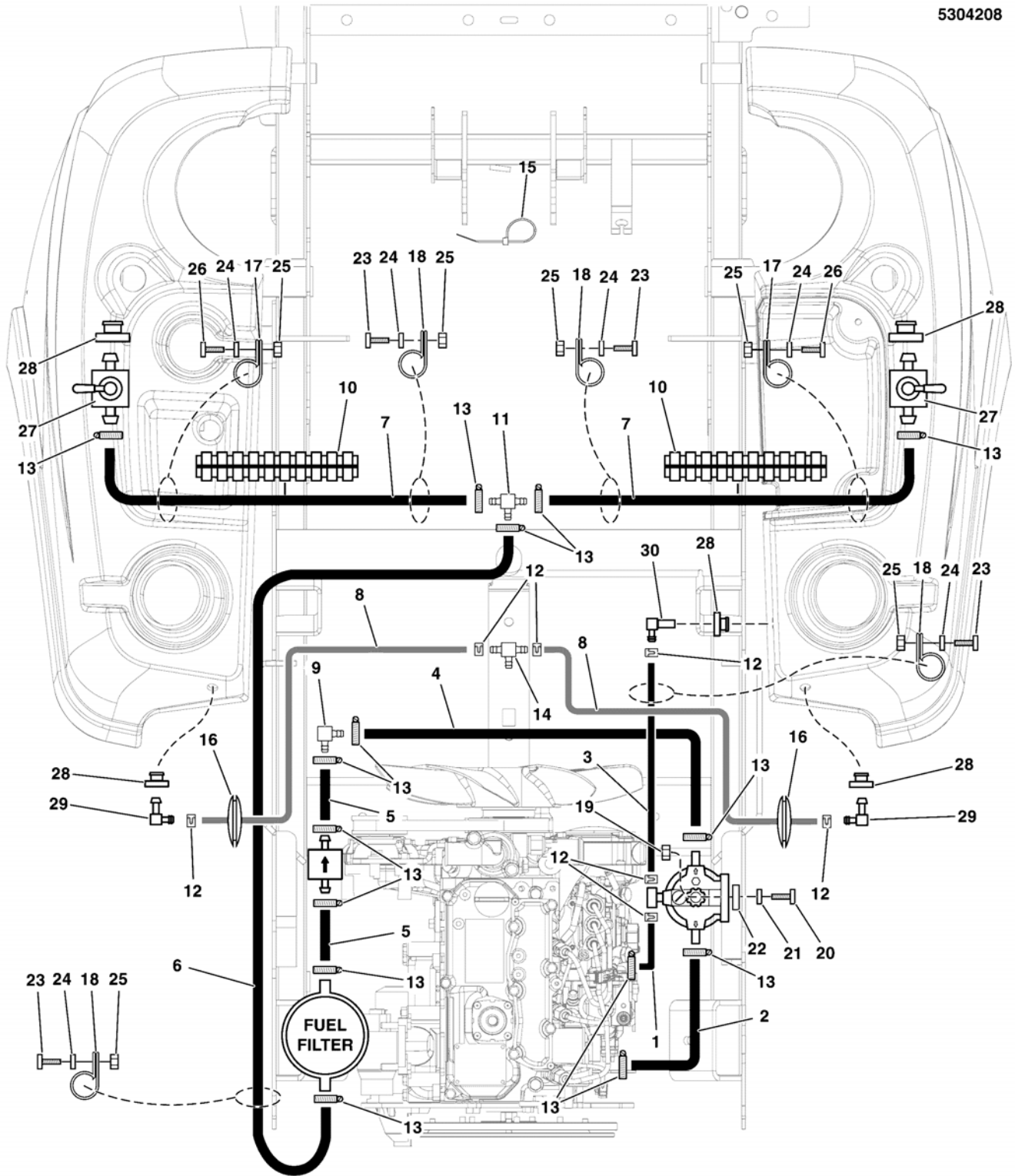
The above parts group applies to the following Mfg. Nos.:

5901475  
5901476  
5901477

# Fuel Supply Hose & Tank Replacement Parts Group

NOTE: Unless noted otherwise,  
use the standard hardware torque  
specification chart.

5304208



The above parts group applies to the following Mfg. Nos.:

5901475

5901476

5901477

## Fuel Supply Hose & Tank Replacement Parts Group

REF NO	PART NO.	QTY.	DESCRIPTION
1	5050831X22P5	1	HOSE, 1/4" FUEL, 22.50"
2	5102045X21	1	FUEL HOSE, 5/16 ID X 21.00
3	5050831X57P5	1	HOSE, 1/4" FUEL, 57.50"
4	5102045X32	1	FUEL LINE, 5/16 ID X 32.00 IN
5	5102045X2	2	FUEL LINE, 5/16 ID X 2.00 IN
6	5102045X40	1	FUEL HOSE, 5/16 ID X 40"
7	5102045X25P5	2	FUEL HOSE, 5/16 ID X 25.50
8	5050831X19	2	HOSE, 1/4" FUEL, 19.00"
9	5102044	1	FITTING, 5/16 X 5/16, 90 ELBOW DAPCO.
10	5050861X23P5	2	WIRE LOOM, 5/8 ID X 23.5"
11	5102041	1	FITTING, TEE, 5/16 HOSE
12	5020835	7	CLAMP, HOSE, EXTERNAL, 1/2 - RED
13	5022922	15	CLAMP, #4 HOSE, STAINLESS
14	5100876	1	1/4 BARBED TEE
15	5021029	3	TIE, SELF-LOCKING, 12"
16	5102542	2	GROMMET, 5/8 ID X 1/8 MATERIAL
17	5021500	2	CLAMP, VINYL INSULATED, 1.00
18	5101932	4	CLAMP, VINYL INSULATED, .625
19	5025392	1	NUT, 5/16-18 HEX NYLOCK FLANGE
20	5025011X30	1	BOLT, 5/16-18 X 3-3/4 GD5 CZ
21	5025155	1	WASHER, 5/16 SAE
22	5102581	1	SPACER, .33 X .63 X .50, CZ
23	5025010X6	5	BOLT, 1/4-20 X 3/4 GD5 CZ
24	5025154	7	WASHER, 1/4 SAE
25	5025391	7	NUT, 1/4-20 HEX NYLOCK FLANGE
26	5025010X5	2	BOLT-1/4-20 X 5/8 GD5 CZ
27	5104721	2	FITTING, 5/16 FUEL SHUT-OFF (SV)
28	1726400	5	BUSHING-FUEL TANK RED RUBBER (SV)
29	5100959	2	FITTING, DAPCO, 3/8" 90 ELBOW DAPCO (SV)
30	5102043	1	FITTING, 5/16 X .40, 90 ELBOW DAPCO (SV)

### Footnotes

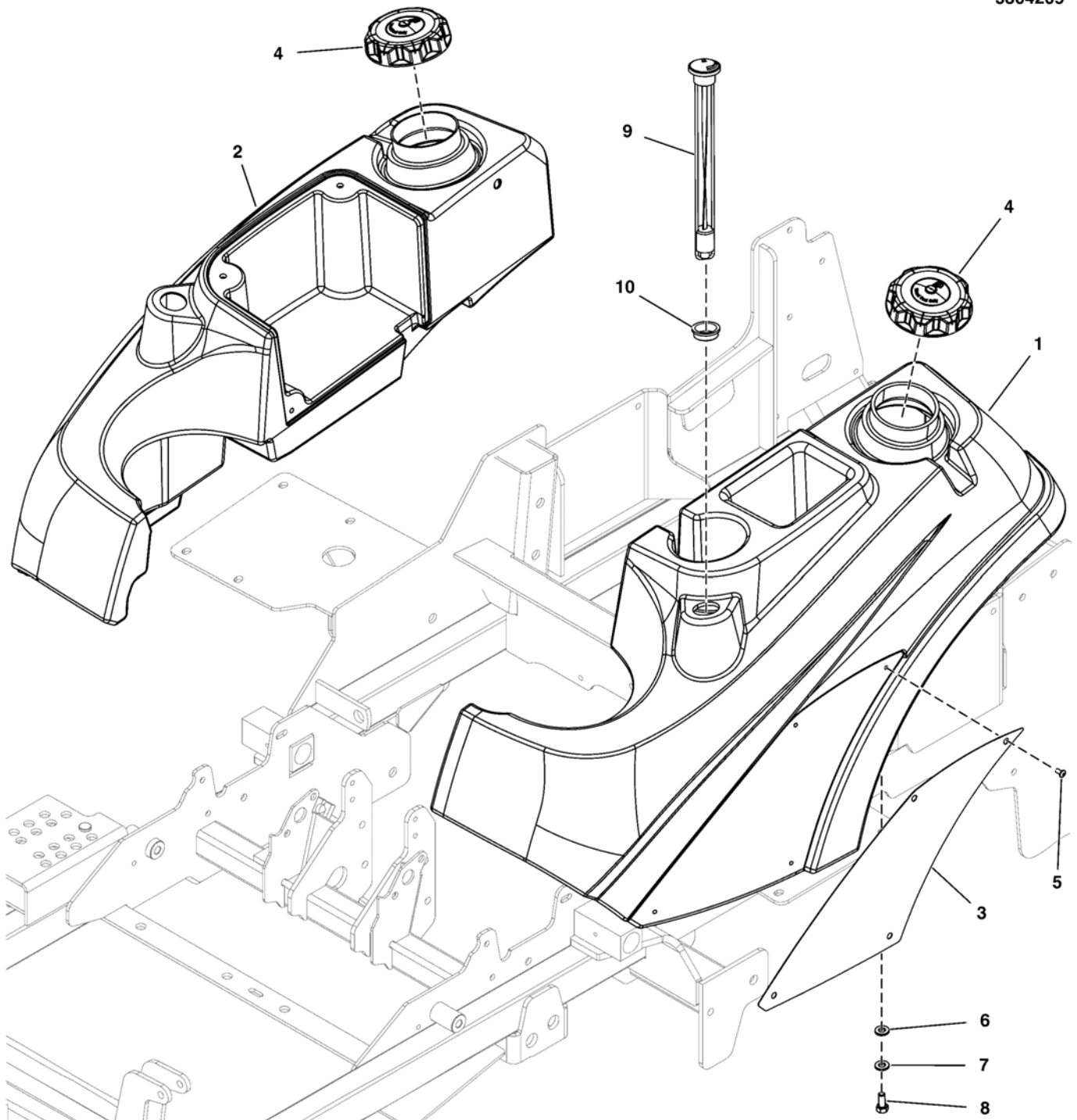
The above parts group applies to the following Mfg. Nos.:

5901475  
5901476  
5901477

## Fuel Tank & Mount Group

NOTE: Unless noted otherwise,  
use the standard hardware torque  
specification chart.

5304209



The above parts group applies to the following Mfg. Nos.:

5901475

5901476

5901477

## Fuel Tank & Mount Group

REF NO	PART NO.	QTY.	DESCRIPTION
1	5104665	1	TANK, FUEL, LH, IS2600
2	5104666	1	TANK, FUEL, RH, IS2600
3	5401095B	2	BADGE, IS2000 - IS3000 - RED
4	5104414	2	FUEL CAP, 3.5", NON VENTED, DIESEL (GRN)
5	5025386	8	SCREW, #10-24 X 3/8 ALLEN BHBZ
6	5025292	8	WASHER, 5/16 F436 FLAT
7	5025170	8	WASHER, 5/16 LOCK CZ
8	5025011X6	8	BOLT, 5/16-18 X 3/4 GD5 CZ
9	5022917	2	GAUGE, FUEL, 12
10	5022917X1	2	GROMMET, FUEL GAUGE

Not for  
Reproduction

### Footnotes

---

The above parts group applies to the following Mfg. Nos.:

5901475

5901476

5901477

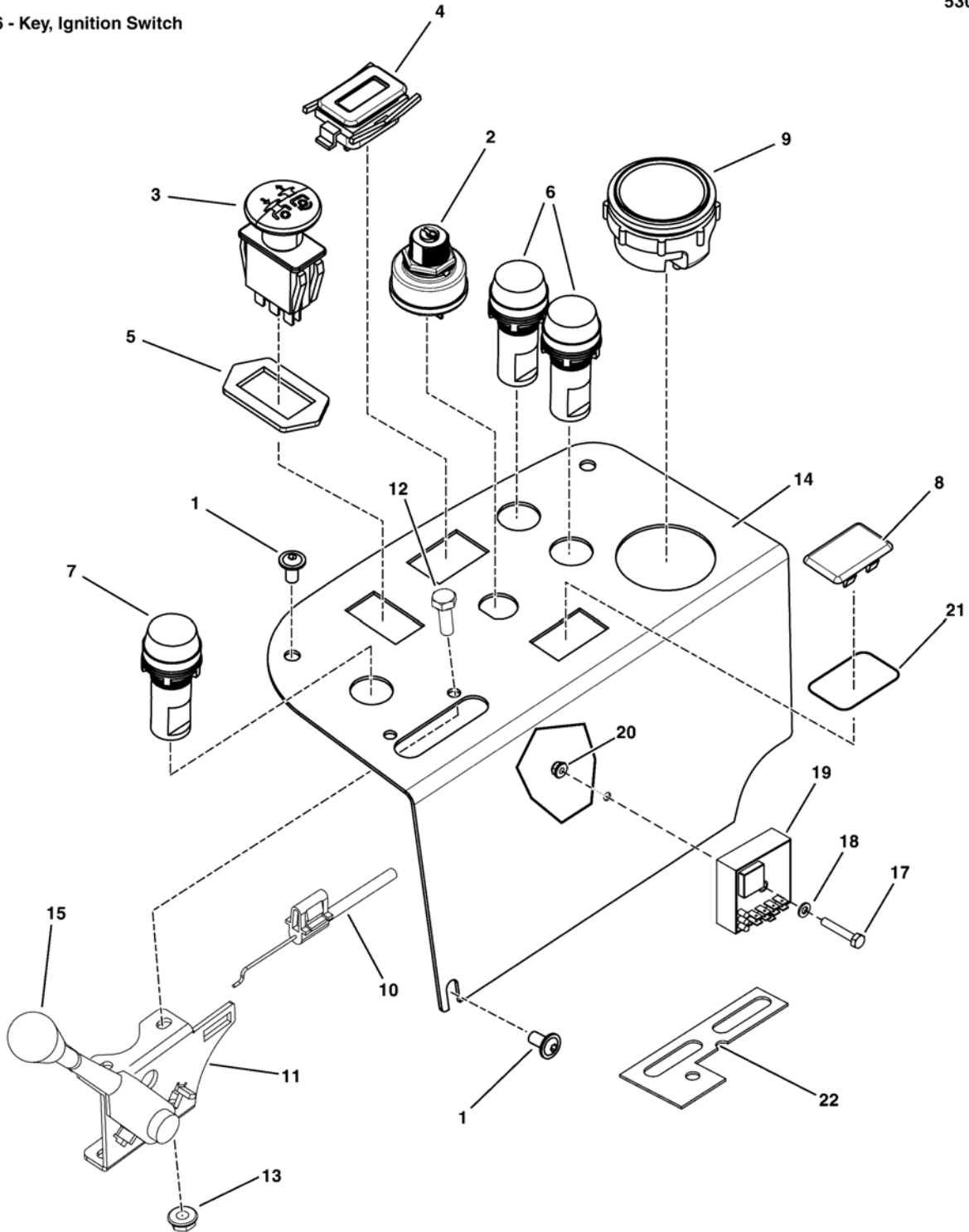
# Instrument Control Panel Group

NOTE: Unless noted otherwise, use the standard hardware torque specification chart.

## Key Switch Replacement Parts

5304223  
5304457

### 16 - Key, Ignition Switch



The above parts group applies to the following Mfg. Nos.:

- 5901475
- 5901476
- 5901477

## Instrument Control Panel Group

REF NO	PART NO.	QTY.	DESCRIPTION
1	5025299X4	3	SCREW,ALLEN HEAD 1/4-20X.500 ZINC PHOS
2	5102962	1	IGNITION SWITCH, SEALED
3	5022180	1	SWITCH, BLADE ENGAGEMENT
4	--	1	* HOUR METER, ASSEMBLY (5409263)
5	5022222	1	RING, SWITCH RETAINER
6	5023452	2	LIGHT, WARNING, 22MM RED
7	5023451	1	LIGHT, GLOW PLUG, 22MM AMBER
8	1709188	1	PLUG, .820X1.44 HOLE, BLACK PLASTIC
9	5023393	1	GAUGE, WATER TEMPERATURE
10	5104606	1	CABLE, THROTTLE, 70"
11	5104714	1	LEVER, THROTTLE, HEAVY DUTY, IS2600
12	5025179X6	2	SCREW, #10-24 X 3/4 ROUND PHILLIPS
13	5025271	2	NUT, #10-24 HEX NYLON LOCK
14	5414193A	1	PANEL, CONTROL, IS2600Z - BLK
15	5046360X1	1	THROTTLE CONTROL HANDLE/KNOB (SV) (SV)
16	5102962X1	1	KEY SET, IGNITION SWITCH, YANMAR, 3 POS (SV) (SV)
17	5025010X12	1	BOLT, 1/4-20 X 1-1/2 GD5 CZ
18	5025154	1	WASHER, 1/4 SAE
19	5103922	1	MODULE,DCK SHUT OFF W/DELY,175/2500/5100
20	5025391	1	NUT, 1/4-20 HEX NYLOCK FLANGE
21	5022269	1	O-RING, 7/8 ID X 1/16 W
22	--	1	PLATE, THROTTLE STOP (5412643) (CE Models Only)

Not for  
Reproduction

### Footnotes

\* When replacing this hour meter, please call our service department at 1-800-933-6175 ext. 709

---

The above parts group applies to the following Mfg. Nos.:

5901475

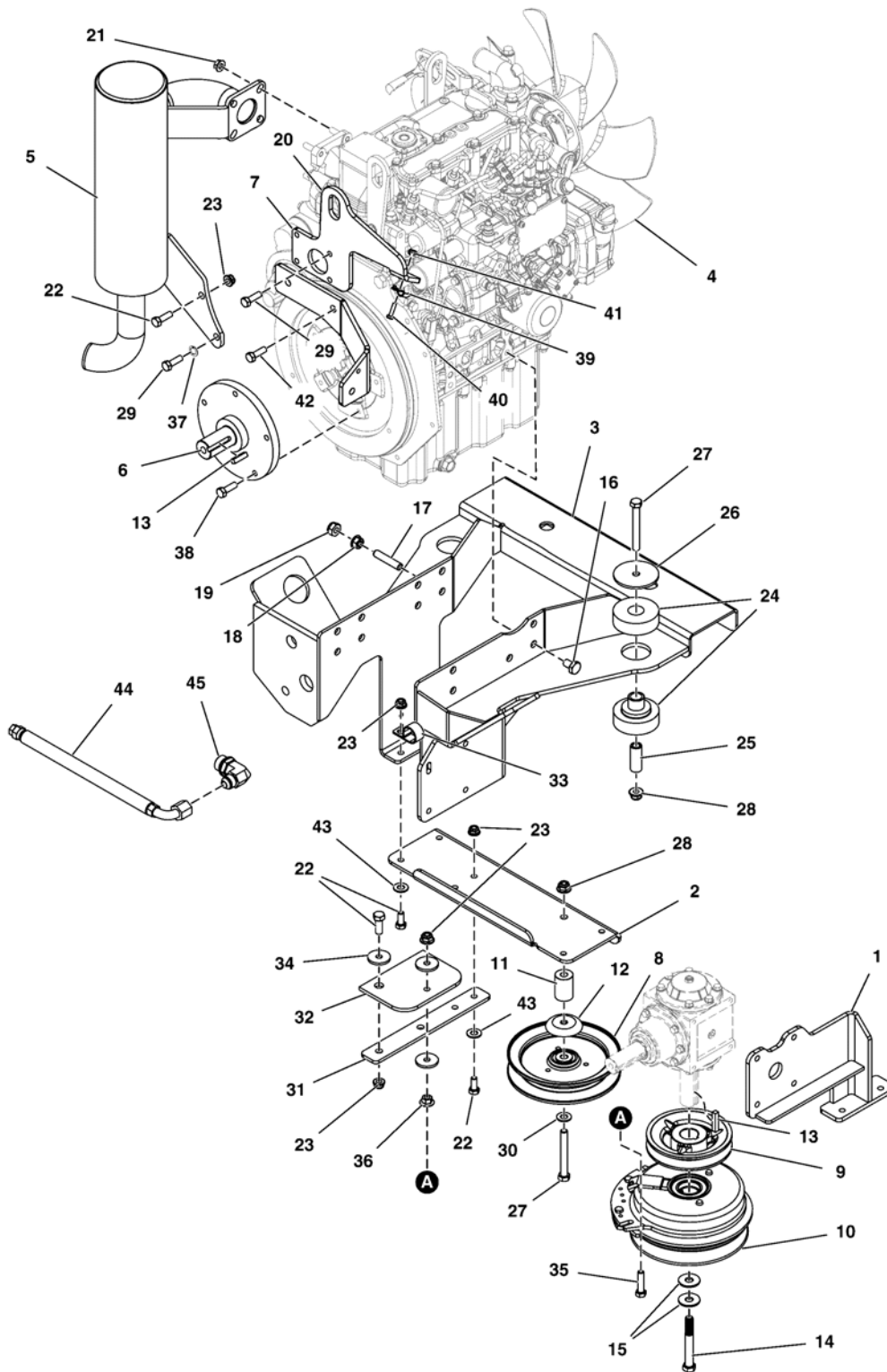
5901476

5901477

## Engine & PTO Group

NOTE: Unless noted otherwise,  
use the standard hardware torque  
specification chart.

5304210



The above parts group applies to the following Mfg. Nos.:

5901475

5901476

5901477



## Engine & PTO Group

REF NO	PART NO.	QTY.	DESCRIPTION
1	5413882B	1	WELD, CLUTCH ANCHOR PLATE BRACKET - RED
2	5413883A	1	PLATE, CLUTCH ANCHOR - BLK
3	5413838B	1	WELD, ENGINE MOUNT, IS2600Z - RED
4	--	1	ENGINE, YANMAR,.993 L,MODEL 3TNM74F-SAFS
5	5104167	1	MUFFLER, YANMAR 3TNM74F, IS2600
6	5104710	1	SHAFT, STUB, IS2600Z
7	5413835A	1	SPRING ANCHOR, YANMAR ENGINE, 2600 - BLK
8	5103789	1	PULLEY, C-SEC, V-IDLER, 6.25"ODX3/8ID
9	5104575	1	PULLEY, 4.75OD X 1"BORE, ZP
10	5104572	1	CLUTCH,WARNER, 200FT-LB, 1.0"
11	5101826	1	SPACER, .39 X 1.00 X 1.47
12	5103787	1	SHIELD, BEARING PULLEY, 3/8ID, CZ
13	5050407X10	1	KEY, 1/4 SQ X 1-1/4
14	5102866	1	BOLT, CRANKSHAFT, 7/16-20 X 3, GD8
15	5025585	2	BELLEVILLE WASHER 1.1875 X .442 X .089
16	5025359	13	BOLT, M10-1.5 X 16MM GD8.8
17	5025598	1	SOC SET SCREW, M10-1.5 X 50, SS, CAP PT
18	5025599	1	HEX NUT, FLG, M10-1.5 SER CZ, NO SEALER
19	5025428	1	NUT, M10-1.5, NYLON INSERT
20	5411148A	1	PLATE, THROTTLE, IS2600 3TNM74F - BLK
21	5025355	5	NUT, M8-1.25 SERR. FLANGE, CZ
22	5025011X8	6	BOLT, 5/16-18 X 1 GD5 CZ
23	5025392	9	NUT, 5/16-18 HEX NYLOCK FLANGE
24	5104084	4	ISO MOUNT, 215 LBS, YELLOW, 60272-1 (One ISO mount included both the top and bottom piece)
25	5047380	4	SPACER, .38 X .62 X 1.62
26	5047381	4	WASHER, .39 X 2.50 X .125
27	5025013X24	5	BOLT, 3/8-16 X 3 GD5 CZ
28	5025394	5	NUT, 3/8-16 HEX NYLOCK FLANGE
29	5025237X25	6	BOLT, M8-1.25 X 25MM GD8.8
30	5025156	1	WASHER, 3/8 SAE
31	5414166A	1	MOUNT, CLUTCH ANCHOR- BLK
32	5043636	1	CLUTCH ANCHOR PAD
33	5025558	1	CLAMP, VINYL INSULATED, 1.00
34	5044617	4	WASHER, .34 X 1.25 X 10 GA
35	1931337	1	BOLT-RD HD SH SQ NK 5/16-18X1.500 G5 YZ
36	5025139	1	NUT, 5/16-18 HEX SERRATED FLANGE (LARGE)
37	5025170	1	WASHER, 5/16 LOCK CZ
38	5025249	5	BOLT, M8-1.25 X 20MM GD8.8
39	5022901	1	CLAMP, CONDUIT
40	5025179X6	1	SCREW, #10-24 X 3/4 ROUND PHILLIPS
41	5025271	1	NUT, #10-24 HEX NYLON LOCK

### Footnotes

The above parts group applies to the following Mfg. Nos.:

5901475  
5901476  
5901477



## Engine & PTO Group

REF NO	PART NO.	QTY.	DESCRIPTION
42	5025329	2	BOLT, M10 X 25MM GR 8.8
43	5025155	5	WASHER, 5/16 SAE
44	5102559	1	HOSE, OIL DRAIN, 24HP YANMAR
45	5102570	1	FITTING, #8JIC - M16X1.5, ELBOW

Not for  
Reproduction

### Footnotes

---

The above parts group applies to the following Mfg. Nos.:

5901475

5901476

5901477

## Engine SERVICE PARTS - Yanmar 3TNM74F

NOTE: Unless noted otherwise,  
use the standard hardware torque  
specification chart.

These service parts fit these engines:

5103874

3TNM74F-SAFS

Item #	Description	Fits Model
		3TNM74F-SAFS
1	3 BOND ADHESIVE	X
2	ASSY, FUEL FILTER	X
3	FAN BLADE	X
4	WATER SENSOR SWITCH	X
5	OIL SENDER SWITCH	X
6	STRAINER, FUEL OIL, IN-LINE / STRAIGHT ON TOP, 90 ON BOTTOM	X
7	ELEMENT, FUEL FILTER	X
8	CUP, FUEL FILTER	X
9	RETAINING RING	X
10	BELT	X
11	THERMOSTAT / WITH GASKET	X
12	STOP SOLENOID - FUEL SOLENOID	X
13	PUMP ASSY, FUEL FEED	X
14	OIL FILTER - FILTER ASSY, D68XL65	X
15	WATER PUMP ASSY.	X
16	ALTERNATOR/GENERATOR	X
17	HEAD GASKET SET	X
18	GASKET, WATER PUMP	X
19	GASKET, WATER PUMP	X
20	GLOW PLUG	X
21	STARTER	X
22	OIL PAN W/ DRAIN PLUG	X

The above parts group applies to the following Mfg. Nos.:

5901475

5901476

5901477

## Engine SERVICE PARTS - Yanmar 3TNM74F

REF NO	PART NO.	QTY.	DESCRIPTION
1	5101555X8	1	3 BOND ADHESIVE (977770-1207F)
2	5101555X1	1	ASSY, FUEL FILTER (129053-55621)
3	5101555X12	1	FAN BLADE (119717-44740)
4	5101555X13	1	WATER SENSOR SWITCH (121250-44901)
5	5101555X14	1	OIL SENDER SWITCH (114250-39450)
6	5101555X17	1	STRAINER, FUEL OIL, IN-LINE / STRAIGHT ON TOP, 90 ON BOTTOM (129052-55630)
7	5101555X19	1	ELEMENT, FUEL FILTER (119810-55650)
8	5101555X20	1	CUP, FUEL FILTER (129107-55510)
9	5101555X21	1	RETAINING RING (110250-55610)
10	5101555X5	1	BELT (25132-003500)
11	5101555X6	1	THERMOSTAT / WITH GASKET (119717-49800)
12	5101555X9	1	STOP SOLENOID - FUEL SOLENOID (119653-77950)
13	5101985X20	1	PUMP ASSY, FUEL FEED (119225-52102)
14	5102150X1	1	OIL FILTER - FILTER ASSY, D68XL65 (119305-35151)
15	5102150X12	1	WATER PUMP ASSY. (119025-42000)
16	5103874X4	1	ALTERNATOR/GENERATOR (119751-77200)
17	5103874X7	1	HEAD GASKET SET (119C10-01330)
18	5102150X11	1	GASKET, WATER PUMP (119515-42020)
19	5103874X12	1	GASKET, WATER PUMP (119025-42030)
20	5103874X16	1	GLOW PLUG (119717-77801)
21	5103874X3	1	STARTER (119515-77010)
22	5103874X18	1	OIL PAN W/ DRAIN PLUG (119025-01760)

Not for  
Reproduction

### Footnotes

The above parts group applies to the following Mfg. Nos.:

5901475

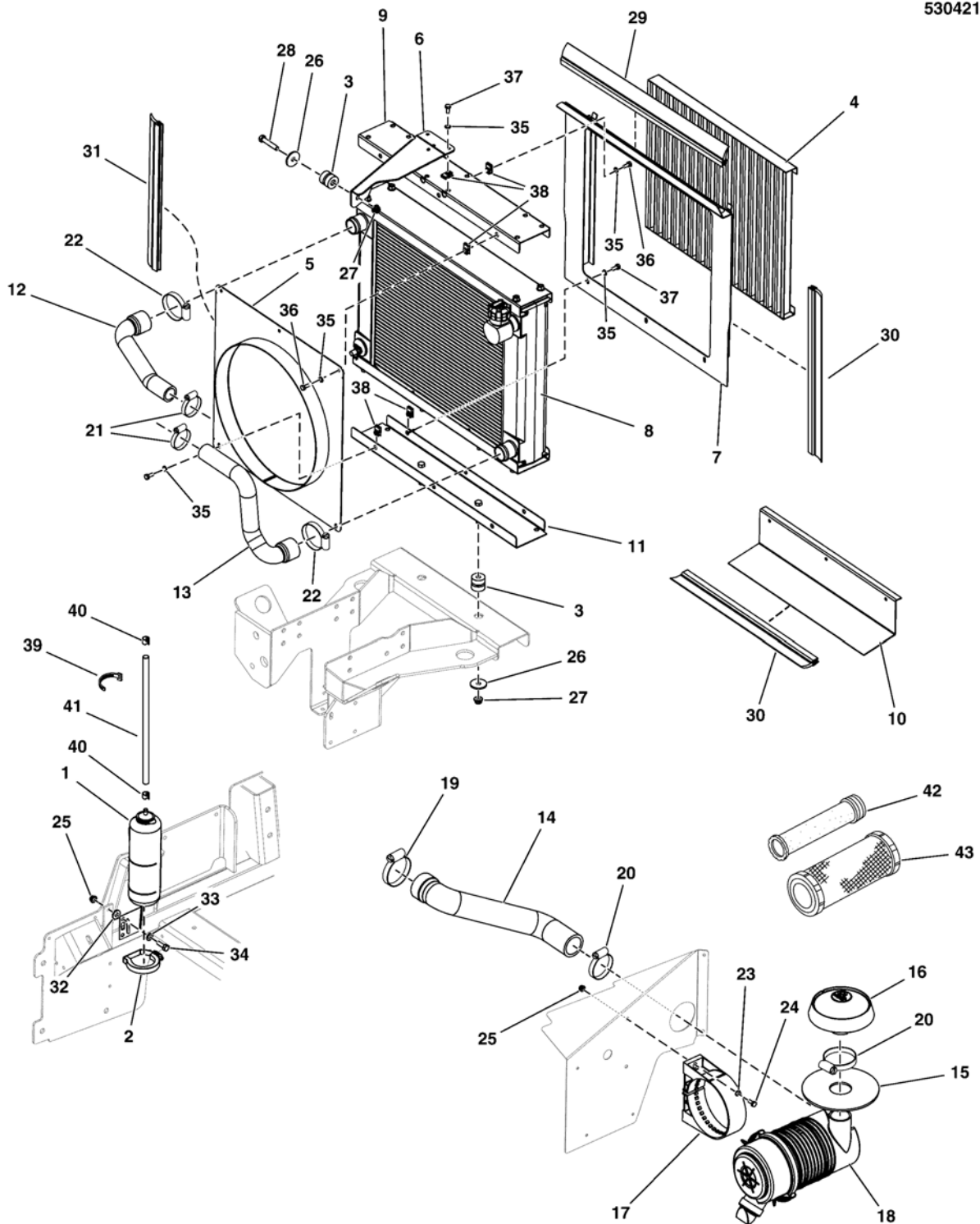
5901476

5901477

## Radiator & Accessories Group

NOTE: Unless noted otherwise,  
use the standard hardware torque  
specification chart.

5304219



The above parts group applies to the following Mfg. Nos.:

5901475

5901476

5901477

## Radiator & Accessories Group

REF NO	PART NO.	QTY.	DESCRIPTION
1	5101985X4	1	BOTTLE, COOLANT OVERFLOW (SV)
2	5101985X14	1	CLAMP, COOLANT OVERFLOW (SV)
3	5023131	3	MOUNT, ISO, BOTTOM, RAD 5000Z-DIESEL
4	5104277	1	SCREEN, RADIATOR, IS2600Z
5	5413842A	1	WELD, FAN SHROUD, IS2600Z - BLK
6	5413910A	1	PLATE, UPPER RADIATOR MOUNT, IS2600 - BLK
7	5413938A	1	WELD, SCREEN MOUNT - BLK
8	5103918	1	RADIATOR, .993 YANMAR ENGINE, 3TNM74F
9	5413932A	1	BRACKET, RADIATOR, TOP - BLK
10	5413909A	1	PLATE, LOWER SEAL MOUNT, IS2600 - BLK
11	5414395A	1	WELD, BRKT, RAD, LOWER, 2600 - BLK
12	5104633	1	HOSE, RAD, UPPER, IS2600
13	5104634	1	HOSE, RAD, LOWER, IS2600
14	5104698	1	HOSE, AIR FILTER, IS2600Z
15	5104711	1	GUARD, AIR FILTER, IS2600
16	593754	1	CAP, RAIN ASSY
17	807213	1	BRACKET, AIR CLEANER ASSY - 5
18	809218	1	5" AIR CLEANER ASSEMBLY
19	5023448	1	CLAMP, SS HOSE 2-3/4
20	5025621	2	CLAMP, SS, HOSE, 2-1/2"
21	5023447	2	CLAMP, SS HOSE, 1-3/4
22	5025620	2	CLAMP, SS, HOSE, 2-1/4"
23	5025292	2	WASHER, 5/16 F436 FLAT
24	5025011X10	2	BOLT, 5/16-18 X 1-1/4 GD5 CZ
25	5025392	4	NUT, 5/16-18 HEX NYLOCK FLANGE
26	5100548	3	WASHER, .390 X 1.50 X .109, CZ
27	5025394	3	NUT, 3/8-16 HEX NYLOCK FLANGE
28	5025013X16	1	BOLT, 3/8-16 X 2 GD5 CZ
29	5050926X21P5	1	SEAL, WIPER, CLIP ON, 21.50
30	5050926X18P5	3	SEAL, WIPER, CLIP ON, 18.50
31	5050926X16	2	SEAL, WIPER, CLIP ON, 16.00
32	5025337	2	WASHER, 5/16 USS
33	5025155	2	WASHER, 5/16 SAE
34	5025011X8	2	BOLT, 5/16-18 X 1 GD5 CZ
35	5025154	14	WASHER, 1/4 SAE
36	5025010X5	9	BOLT-1/4-20 X 5/8 GD5 CZ
37	5025010X6	5	BOLT, 1/4-20 X 3/4 GD5 CZ
38	5022665	14	BODY CLIP, 1/4-20 X 1/2 DEEP
39	5021029	2	TIE, SELF-LOCKING, 12"
40	5020835	2	CLAMP, HOSE, EXTERNAL, 1/2 - RED
41	--	1	HOSE, RADIATOR TO OVERFLOW BOTTLE (Obtain through Yanmar Parts Dealer)

### Footnotes

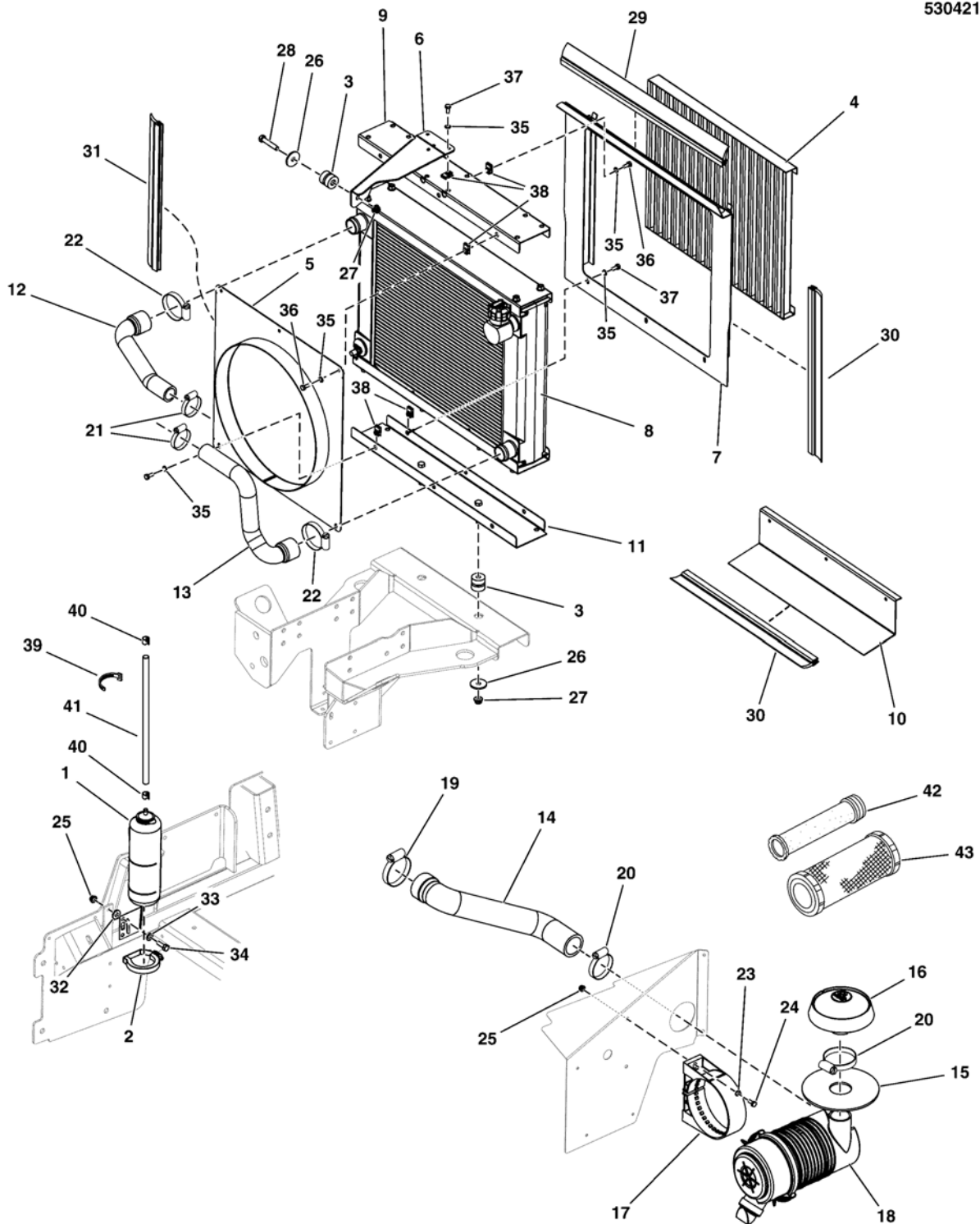
The above parts group applies to the following Mfg. Nos.:

5901475  
5901476  
5901477

## Radiator & Accessories Group

NOTE: Unless noted otherwise,  
use the standard hardware torque  
specification chart.

5304219



The above parts group applies to the following Mfg. Nos.:

5901475

5901476

5901477



## **Radiator & Accessories Group**

---

<b>REF NO</b>	<b>PART NO.</b>	<b>QTY.</b>	<b>DESCRIPTION</b>
42	841238	1	ELEMENT ASSEMBLY (Internal)
43	841237	1	ELEMENT ASSEMBLY (External)

---

Not for  
Reproduction

### **Footnotes**

---

**The above parts group applies to the following Mfg. Nos.:**

5901475

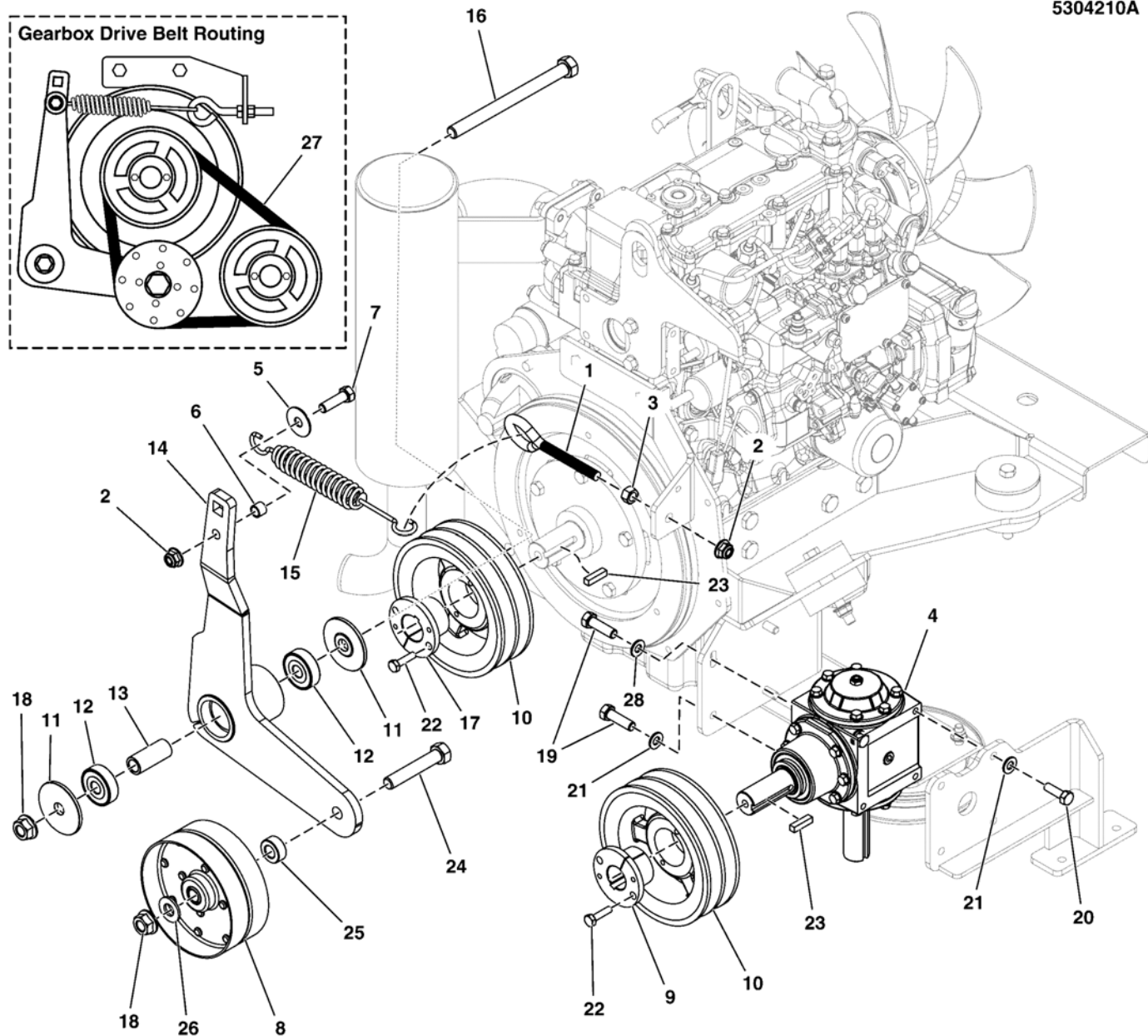
5901476

5901477

## Gearbox Drive Group

NOTE: Unless noted otherwise,  
use the standard hardware torque  
specification chart.

5304210A



The above parts group applies to the following Mfg. Nos.:

5901475  
5901476  
5901477

## Gearbox Drive Group

REF NO	PART NO.	QTY.	DESCRIPTION
1	5025441	1	EYE BOLT,3/8-16X4.13,2.33THRD,.75EYE,CZ
2	5025394	2	NUT, 3/8-16 HEX NYLOCK FLANGE
3	5025128	1	NUT, 3/8-16 HEX SERRATED FLANGE
4	5104533	1	GEARBOX, RIGHT ANGLE
5	5025165	1	WASHER-3/8 FENDER
6	5101448	1	SPACER, .38 X .50 X .38, CZ
7	5025013X10	1	BOLT, 3/8-16 X 1-1/4 GD5 CZ
8	5104625	1	PULLEY, FLAT IDLER, 5"OD X 2" W X .5 ID
9	5020819	1	BUSHING, TAPERED HUB
10	5102067	2	PULLEY, DOUBLE, DH4600, 5.95 OD TAPERED
11	5104379	2	SPACER, IDLER ARM, 1/2 X 2.25
12	5104383	2	BEARING, 6203-1/2", SEALED
13	5104381	1	SPACER, .510 X .750 X 1.749, CZ
14	5414009A	1	WELD,TENSION ARM,2600 POWER HEAD BLT-RED
15	5022847	1	SPRING-EXT, 1.04 ODX6.935LGX.148WR, BLK
16	5025017X36	1	BOLT, 1/2-13 X 4-1/2 GD5 CZ
17	5101646	1	TAPER LOCK BUSHING, HQ-1-1/8"
18	5025396	2	NUT, 1/2-13 HEX NYLOCK FLANGE
19	5025011X8	4	BOLT, 5/16-18 X 1 GD5 CZ
20	5025011X6	4	BOLT, 5/16-18 X 3/4 GD5 CZ
21	5025155	8	WASHER, 5/16 SAE
22	5025010X8	4	BOLT, 1/4-20 X 1 GD5 CZ
23	5050407X10	2	KEY, 1/4 SQ X 1-1/4
24	5025017X22	1	BOLT, 1/2-13 X 2-3/4 GD5 CZ
25	5045023	1	SPACER, .52 X 1.00 X .44, CZ
26	5025158	1	WASHER, 1/2 SAE
27	5104574	1	BELT, B-SEC, DOUBLE, BANDED, 41" EL
28	5025292	1	WASHER, 5/16 F436 FLAT

## Footnotes

The above parts group applies to the following Mfg. Nos.:

5901475

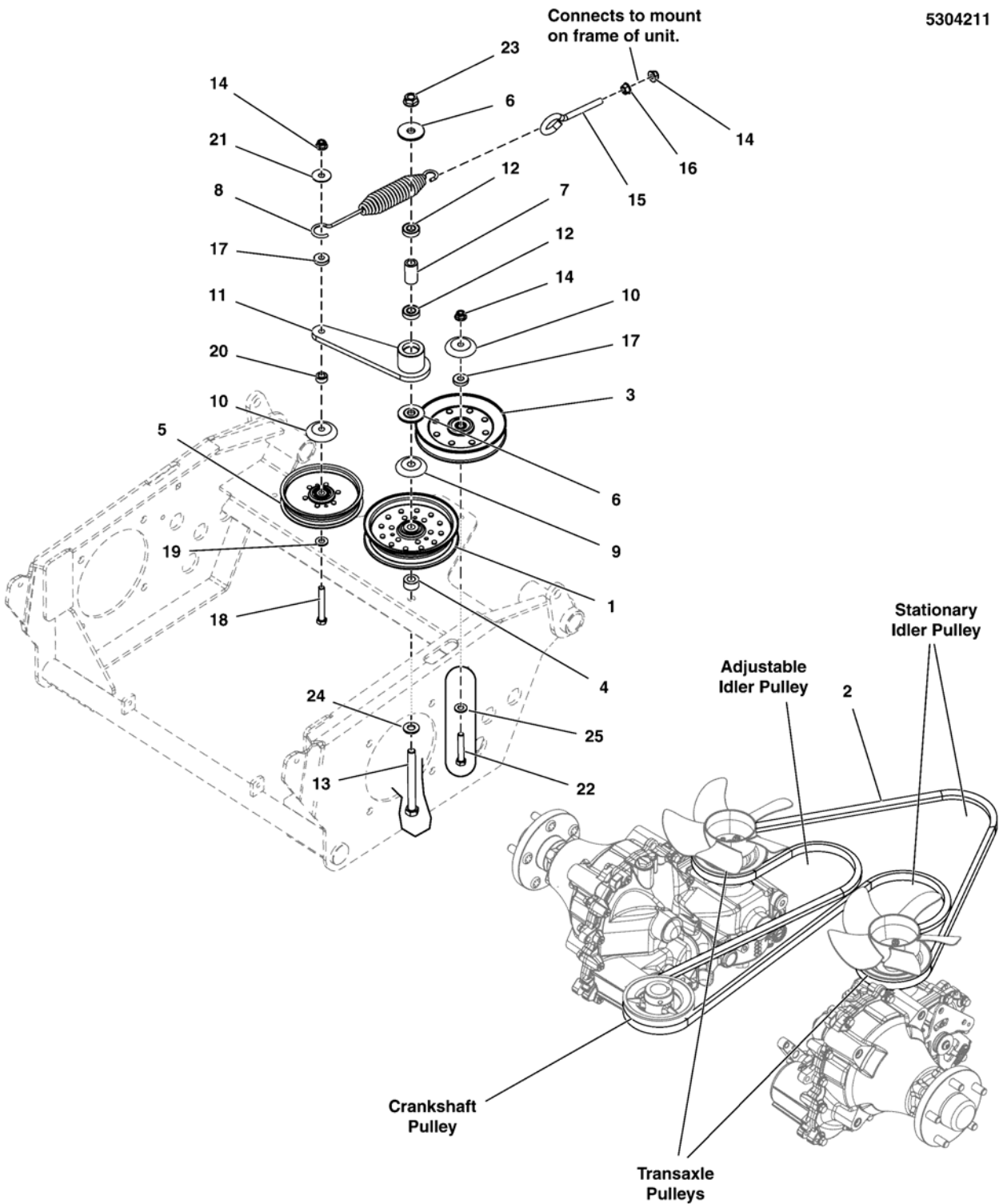
5901476

5901477

# Transaxle Drive Group

NOTE: Unless noted otherwise, use the standard hardware torque specification chart.

5304211



The above parts group applies to the following Mfg. Nos.:

- 5901475
- 5901476
- 5901477

## Transaxle Drive Group

REF NO	PART NO.	QTY.	DESCRIPTION
1	5101794	1	PULLEY, IDLER, 5" OD, 1"FACE, 5.75 FL
2	5104583	1	BELT, B-SEC, 143.75"EL, ARAMID, WRPD
3	5102093	1	PULLEY-IDLER-V, 5.83OB, .38ID, .94W, STL
4	5101162	1	SPACER, .52 X 1.00 X .56, PM, CZ
5	5103789	1	PULLEY, C-SEC, V-IDLER, 6.25"ODX3/8ID
6	5103262	2	SPACER, IDLER ARM, 1/2, PM
7	5103812	1	SPACER, .52 X .84 X 1.53, PM
8	5100632	1	SPRING-EXT, 1.25OD X 9.3LG X .142WR, BLK (Coil-to-coil spring length: 7")
9	5101103	1	SHIELD, PULLEY BEARING, CZ
10	5103787	2	SHIELD, BEARING PULLEY, 3/8ID, CZ
11	5412787A	1	WELD, IDLER ARM, PUMP DRIVE, 6.38 - BLK
12	7078243	2	BEARING, BALL, AXLE
13	5025017X40	1	BOLT-1/2-13 X 5 GD5 CZ
14	5025394	3	NUT, 3/8-16 HEX NYLOCK FLANGE
15	5021811	1	EYE BOLT, 3/8-16 X 8, 3THRD, 1EYE, CZ
16	5025128	1	NUT, 3/8-16 HEX SERRATED FLANGE
17	5044960	2	SPACER, .39 X 1.00 X .25, PM, CZ
18	5025013X22	1	BOLT, 3/8-16 X 2-3/4 GD5 CZ
19	5025293	1	WASHER, 3/8 GD.9 FLAT
20	5046860	1	SPACER, .39 X 1.00 X .50, PM, CZ
21	5025165	1	WASHER-3/8 FENDER
22	5025013X18	1	BOLT, 3/8-16 X 2-1/4 GD5 CZ
23	5025396	1	NUT, 1/2-13 HEX NYLOCK FLANGE
24	5025158	1	WASHER, 1/2 SAE
25	5025156	1	WASHER, 3/8 SAE

Not for  
Reproduction

### Footnotes

The above parts group applies to the following Mfg. Nos.:

5901475

5901476

5901477



## Motion Control - Control System

REF NO	PART NO.	QTY.	DESCRIPTION
1	5410271A	2	PLATE, CONTROL SYSTEM LOCK - BLK
2	5103704	2	PAD, .77 X 3.50 X .25, POLYURETHANE
3	5104053	2	ROD, 5/16-24 RH & LH, 8.75" CZ
4	5411301A	2	PLATE, CONTROL MOUNT - BLK
5	5104493	4	BALL JOINT 5/16-24 RH FEMALE BRONZE RACE
6	5025011X10	12	BOLT, 5/16-18 X 1-1/4 GD5 CZ
7	5025100	4	NUT, 3/8-16 HEX SIDE LOCK
8	5104494	4	BALL JOINT 5/16-24 LH FEMALE BRONZE RACE
9	5025392	8	NUT, 5/16-18 HEX NYLOCK FLANGE
10	5104703	2	ROD, HYDR LINKAGE, 18.00
11	5102599	2	SPACER, .33 X .63 X 1.25, PM, CZ
12	5025011X20	2	BOLT, 5/16-18 X 2-1/2 GD5 CZ
13	5025013X20	2	BOLT, 3/8-16 X 2-1/2 GD5 CZ
14	5025146X12	2	BOLT, 3/8-16 X 1-1/2, CARRIAGE, GD5, CZ
15	5025394	8	NUT, 3/8-16 HEX NYLOCK FLANGE
16	5046860	2	SPACER, .39 X 1.00 X .50, PM, CZ
17	5103718	2	PIVOT, CONTROL SYSTEM
18	5025165	2	WASHER-3/8 FENDER
19	5103676	2	SPACER, .39 X .55 X .38, PM, CZ
20	5102003	4	BEARING, .375" ID X .875" OD X .341" THK
21	5103784	4	WAVE WASHER, 1/2"ID X .087"OD X .01 THK.
22	5103672	4	PAD, CONTROL SYSTEM
23	5410268	2	PLATE, CONTROL SYSTEM ARM - HT
24	5411375A	2	LINK, CONTROL SYSTEM ARM, IS2100 - BLK
25	5025356	4	BOLT, 3/8-16 X 3/8, 1/2 SHOULDER
26	5103705	2	SPACER, .39 X .75 X .69, PM, CZ
27	5025033	4	NUT, 5/16-24 HEX
28	5023212	4	NUT, 5/16-24 HEX, LH
29	5025440	4	WASHER, 1/2 GD9 CZ
30	5025015X8	2	BOLT, 7/16-14 X 1 GD5
31	5025125	2	NUT, 7/16-14 HEX
32	5025013X8	2	BOLT, 3/8-16 X 1 GD5 CZ

### Footnotes

The above parts group applies to the following Mfg. Nos.:

5901475

5901476

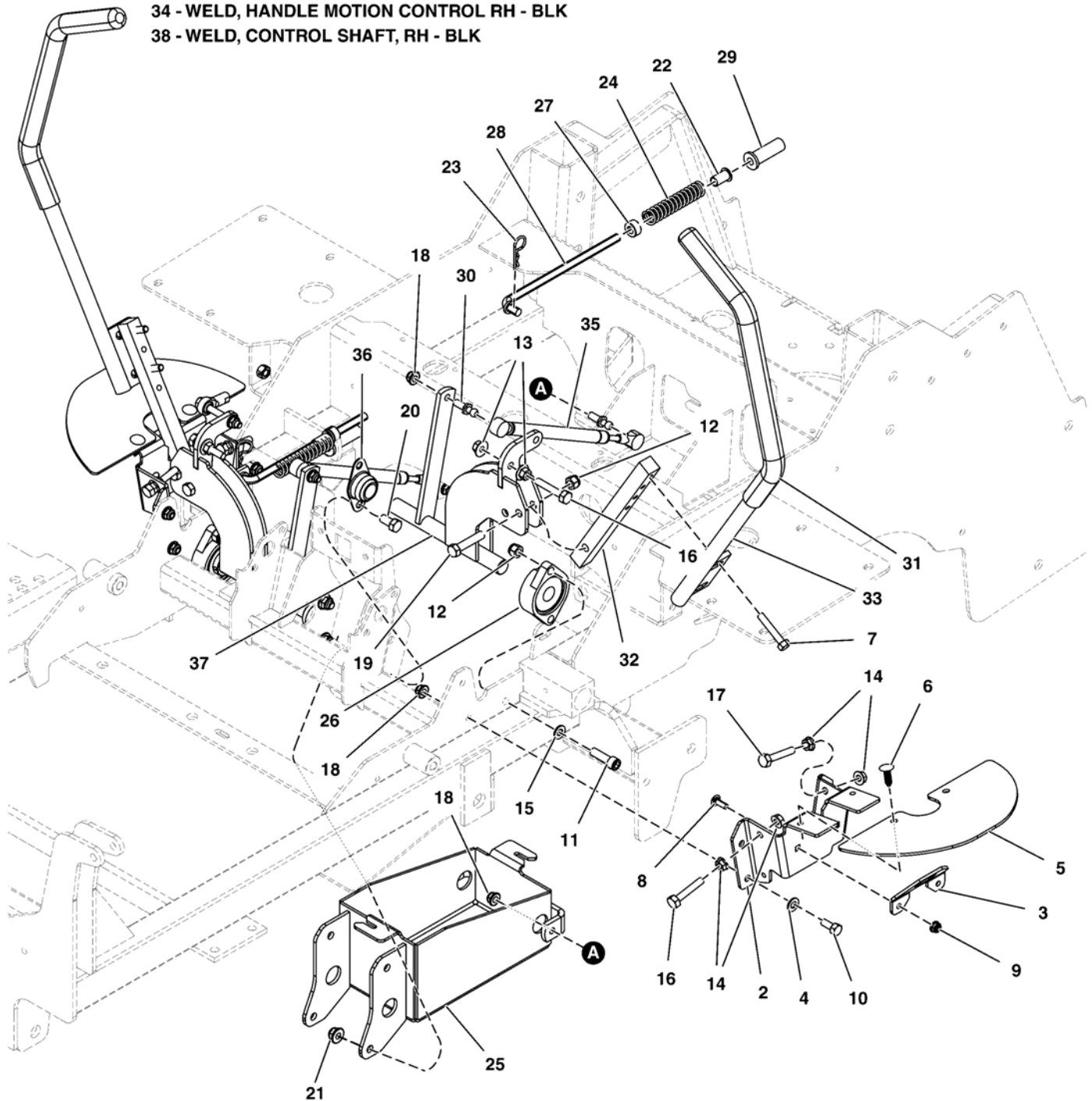
5901477

## Motion Control - Handles & Dampeners

NOTE: Unless noted otherwise,  
use the standard hardware torque  
specification chart.

5304212U

- 1 - PLATE, NEUTRAL LOCK, RH - BLK
- 34 - WELD, HANDLE MOTION CONTROL RH - BLK
- 38 - WELD, CONTROL SHAFT, RH - BLK



The above parts group applies to the following Mfg. Nos.:

5901475  
5901476  
5901477



## Motion Control - Handles & Dampeners

REF NO	PART NO.	QTY.	DESCRIPTION
1	5411452A	1	PLATE, NEUTRAL LOCK, RH - BLK
2	5411451A	1	PLATE, NEUTRAL LOCK, LH - BLK
3	5409984A	2	BRACKET, SWITCH MOUNT - BLK
4	5025155	12	WASHER, 5/16 SAE
5	5401248	2	GUARD, RUBBER MOTION CONTROL
6	5025431	4	PUSH RIVET (TREE TYPE), BLACK
7	80003531	4	SCREW, 5/16-18x0.750, GR5, WHIZ-LOCK, ZC
8	80003579	4	BOLT, 1/4-20X.75, GR5, RH SH SQ NK, ZNC/CLR
9	5025391	4	NUT, 1/4-20 HEX NYLOCK FLANGE
10	5025011X6	6	BOLT, 5/16-18 X 3/4 GD5 CZ
11	5025327	4	BOLT, 3/8-16 X 1-1/4 SHCS
12	5025096	8	NUT, 3/8-16 HEX NYLON LOCK
13	5025139	4	NUT, 5/16-18 HEX SERRATED FLANGE (LARGE)
14	5025127	8	NUT, 5/16-18 HEX SERRATED FLANGE (SMALL)
15	5025156	4	WASHER, 3/8 SAE
16	5025055X10	4	BOLT, 5/16-18 X 1.25" GD 5 TFL
17	5025055X14	2	BOLT- 5/16-18 X 1-3/4 GD5 TFL
18	5025392	12	NUT, 5/16-18 HEX NYLOCK FLANGE
19	5025013X14	4	BOLT, 3/8-16 X 1-3/4 GD5 CZ
20	5025013X8	4	BOLT, 3/8-16 X 1 GD5 CZ
21	5025394	4	NUT, 3/8-16 HEX NYLOCK FLANGE
22	5023260	2	BUSHING, FLANGE 3/8ID X 7/8 LONG
23	5025210	2	PIN, HAIR, .0915 X 1-7/8
24	5022645	2	SPRING, REVERSE RETURN
25	5414116B	1	WELD, BATTERY BOX - RED
26	5021499	2	BEARING, FLANGE
27	5010546	2	COLLAR, 3/8 SET
28	5100947	2	ROD, NEUTRAL RETURN, CZ
29	5104375	2	FLANGED BUSHING, 3/8ID X .63OD X .8125FL
30	5101307	4	10MM BALL STUD, 5/16-18 X 3/4 THDS
31	5022068	2	GRIP, FOAM, 3/4 ID, 16 LONG
32	5047004A	2	MOUNT, CONTROL ARM - BLK
33	5400636A	1	WELD, HANDLE MOTION CONTROL LH - BLK
34	5400637A	1	WELD, HANDLE MOTION CONTROL RH - BLK
35	5100940	2	DAMPENER, CONTROL, #(P6709/P3610)
36	5021098	2	BEARING, 3/4" FLANGED, BRONZE
37	5411446A	1	WELD, CONTROL SHAFT, LH - BLK
38	5411445A	1	WELD, CONTROL SHAFT, RH - BLK

### Footnotes

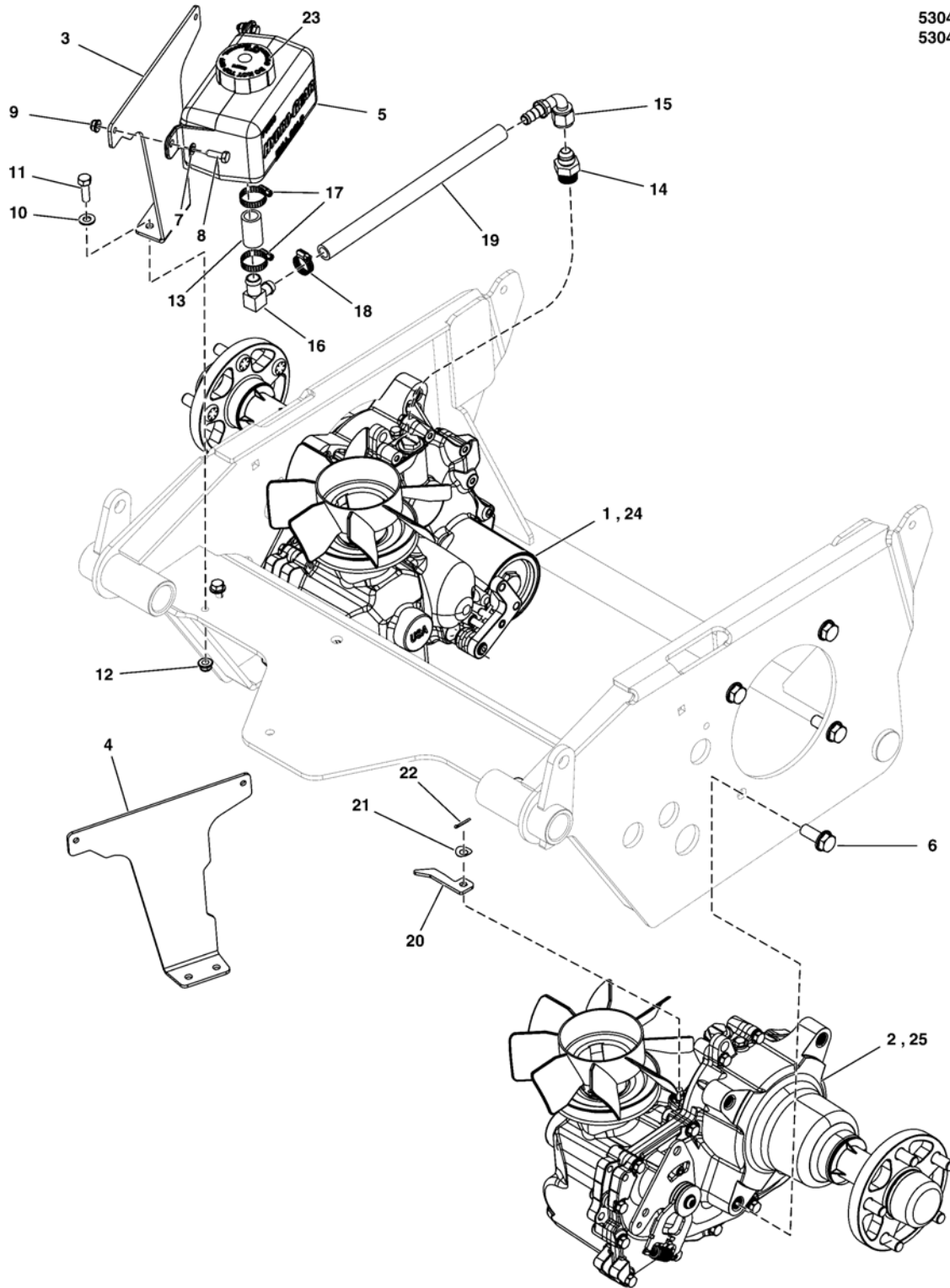
The above parts group applies to the following Mfg. Nos.:

5901475  
5901476  
5901477

## Hydraulic Group

NOTE: Unless noted otherwise,  
use the standard hardware torque  
specification chart.

5304213  
5304522



The above parts group applies to the following Mfg. Nos.:

5901475

5901476

5901477

## Hydraulic Group

REF NO	PART NO.	QTY.	DESCRIPTION
1	5104385	1	TRANSAXLE, ZT4400, RH, 1710-1057R L-AXLE (61" Models)
2	5104386	1	TRANSAXLE, ZT4400, LH, 1710-1057L L-AXLE (61" Models)
3	5414173A	1	MOUNT, HYDRO RES, RH - BLK
4	5414174A	1	MOUNT, HYDRO RES, LH - BLK
5	5101998	2	HYDRO TANK, HYDRO-GEAR 71938, 1 LITER (Tank and Cap)
6	5025535	8	BOLT, 1/2-13 X 1-1/4, SF, PLT W/PATCH
7	5025154	4	WASHER, 1/4 SAE
8	5025010X6	4	BOLT, 1/4-20 X 3/4 GD5 CZ
9	5025391	4	NUT, 1/4-20 HEX NYLOCK FLANGE
10	5025155	4	WASHER, 5/16 SAE
11	5025011X8	4	BOLT, 5/16-18 X 1 GD5 CZ
12	5025392	4	NUT, 5/16-18 HEX NYLOCK FLANGE
13	5050933X1P75	2	HOSE, 5/8, PUSH-LOCK, 1.75"
14	5022634	2	FITTING, #10 O-RING X #8 JIC, STR
15	5022603	2	FITTING 90 DEG JIC TO HOSE #8
16	7073238	2	(C) FITTING, DAPCO 1/2
17	5021164	4	CLAMP, #10 HOSE, STAINLESS
18	5021392	2	CLAMP, #6 HOSE, STAINLESS
19	5050857X18	2	HOSE, 1/2" PUSH-ON, 18.00"
20	5104436	2	ARM, TRANSAXLE RELEASE, ZT4400
21	5023202	2	WASHER,WAVE,M10
22	5025201X6	2	PIN, COTTER, 3/32 X 3/4
23	5100778X1	2	RESEVOIR CAP (SV)(Cap Only)
24	5104388	1	TRANSAXLE, ZT4400, RH, 1710-1024R (52" Models)
25	5104389	1	TRANSAXLE, ZT4400, LH, 1710-1024L (52" Models)

## Footnotes

The above parts group applies to the following Mfg. Nos.:

5901475

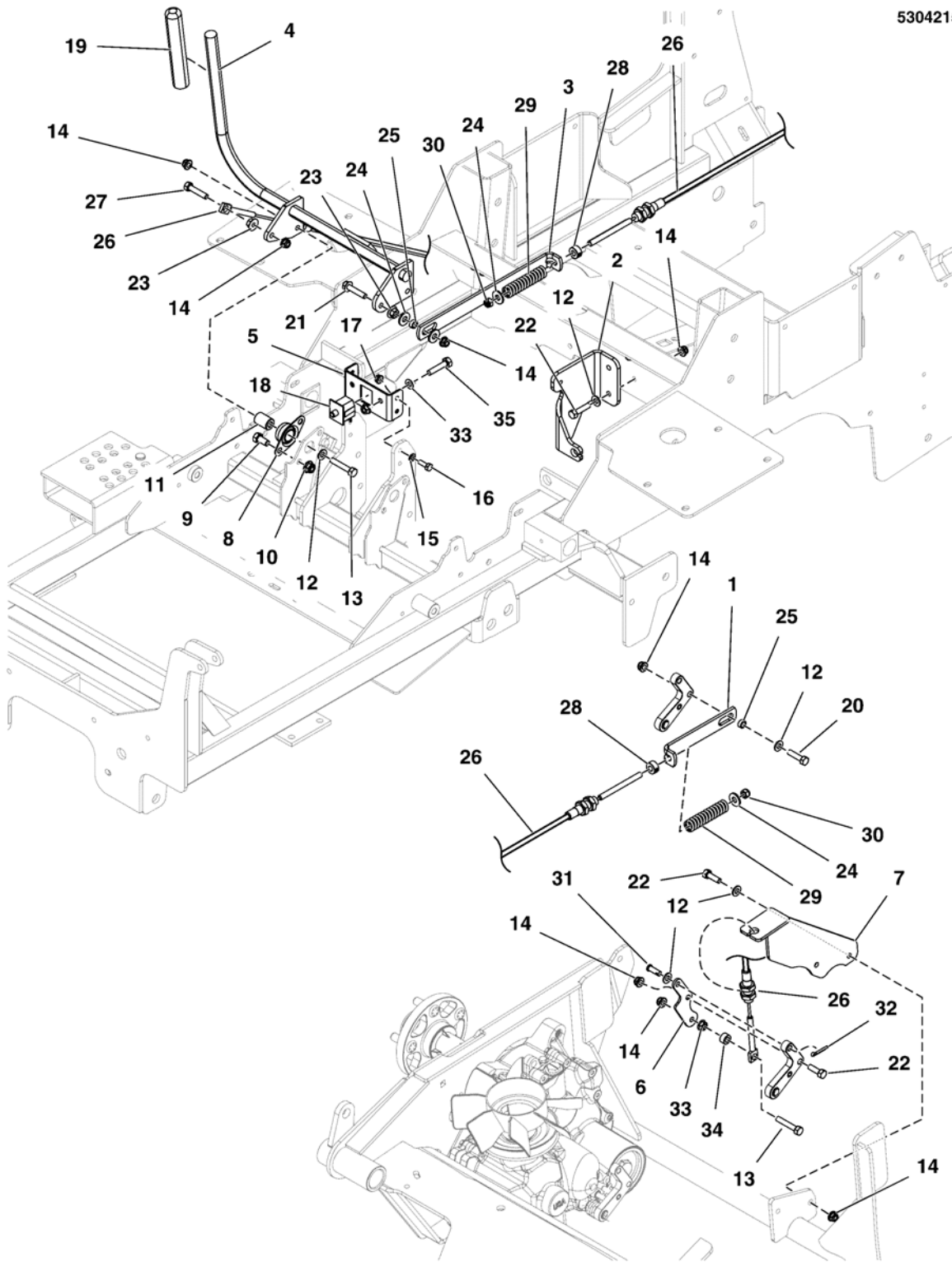
5901476

5901477

## Parking Brake Group

NOTE: Unless noted otherwise, use the standard hardware torque specification chart.

5304215



The above parts group applies to the following Mfg. Nos.:

5901475

## Parking Brake Group

REF NO	PART NO.	QTY.	DESCRIPTION
1	5414393A	1	LINK, BRAKE LOCK, RH, IS2600Z - BLK
2	5414150B	1	MOUNT, BRAKE CABLE - RED
3	5414144A	1	LINK, BRAKE, IS2600 - BLK
4	5414142A	1	WELD, BRAKE SHAFT, IS2600 - BLK
5	5414114B	1	PLATE, BRAKE STOP - RED
6	5413575A	1	PLATE, BRAKE ARM, IS2100 - BLK
7	5413066A	1	WELD, BRAKING MOUNT, 2100 - BLK
8	5021098	2	BEARING, 3/4" FLANGED, BRONZE
9	5025013X6	4	BOLT, 3/8-16 X 3/4 GD5 CZ
10	5025394	4	NUT, 3/8-16 HEX NYLOCK FLANGE
11	5042134	2	SPACER, .32 X .75 X 1.06, PM
12	5025155	7	WASHER, 5/16 SAE
13	5025011X14	3	BOLT, 5/16-18 X 1-3/4 GD5 CZ
14	5025392	11	NUT, 5/16-18 HEX NYLOCK FLANGE
15	5025154	4	WASHER, 1/4 SAE
16	5025010X6	4	BOLT, 1/4-20 X 3/4 GD5 CZ
17	5025391	4	NUT, 1/4-20 HEX NYLOCK FLANGE
18	5101280	1	SWITCH, LOW PROF, NC/NO
19	5101038	1	GRIP, FOAM, 3/4 ID X 6 X .187
20	5025011X10	1	BOLT, 5/16-18 X 1-1/4 GD5 CZ
21	5023157	1	BOLT, 5/16-18 X 1 1/2 FLANGE
22	5025011X8	5	BOLT, 5/16-18 X 1 GD5 CZ
23	5025139	2	NUT, 5/16-18 HEX SERRATED FLANGE (LARGE)
24	5025337	4	WASHER, 5/16 USS
25	5102463	2	SPACER, .33 X .50 X .25, PM, CZ
26	5104235	2	CABLE, PARKING BRAKE, 32"
27	5025011X12	1	BOLT, 5/16-18 X 1-1/2 GD5 CZ
28	5020047	2	COLLAR, 5/16 SET
29	5100385	2	SPRING, COMP. 1/2 ID X .140 WIRE X 3.25
30	5025045	2	NUT, 5/16-24 HEX NYLON LOCK
31	5025539X7	1	PIN, CLEVIS, 5/16 X 7/8, CZ
32	5025203X6	1	PIN, COTTER, 1/8 X 3/4
33	5025127	3	NUT, 5/16-18 HEX SERRATED FLANGE (SMALL)
34	5103767	1	SPACER, .33 X .63 X .36, PM, CZ
35	5025055X12	1	BOLT, 5/16-18 X 1-1/2 GD5 TFL

## Footnotes

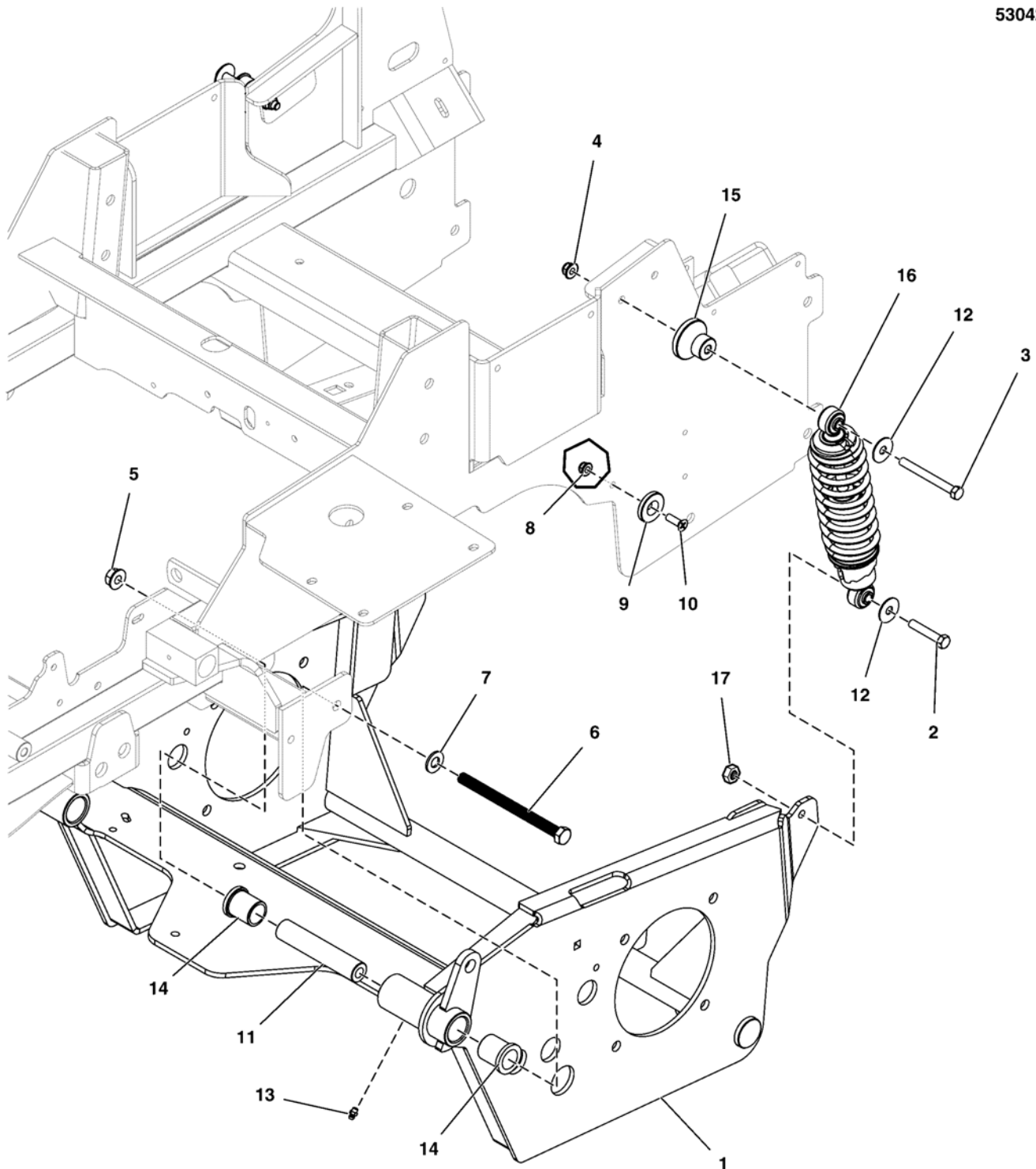
The above parts group applies to the following Mfg. Nos.:

5901475

## Rear Suspension Group

NOTE: Unless noted otherwise,  
use the standard hardware torque  
specification chart.

5304224



The above parts group applies to the following Mfg. Nos.:

5901475

5901476

5901477

## Rear Suspension Group

REF NO	PART NO.	QTY.	DESCRIPTION
1	5414145B	1	WELD, TRANS CARRIAGE, IS2600 - RED
2	5025013X16	2	BOLT, 3/8-16 X 2 GD5 CZ
3	5025013X28	2	BOLT, 3/8-16 X 3-1/2 GD5 CZ
4	5025394	2	NUT, 3/8-16 HEX NYLOCK FLANGE
5	5025396	2	NUT, 1/2-13 HEX NYLOCK FLANGE
6	5025488X52	2	BOLT, 1/2-13 X 6-1/2 GD8, CZ
7	5025158	2	WASHER, 1/2 SAE
8	5025392	2	NUT, 5/16-18 HEX NYLOCK FLANGE
9	5102701	2	SPACER, .34 X 1.54 X .25, PL
10	5025594	2	SCREW, 5/16-18X1, PHILLIPS HD. BZ
11	5100194	2	SPACER, .52 X 1.00 X 5.00
12	5025165	4	WASHER-3/8 FENDER
13	5020095	2	GREASE FITTING, 1/4-28 STRAIGHT
14	5021541	4	BUSHING, FLANGE
15	5104704	2	SPACER, .39 X 2.00 X 1.35, PM
16	5104060	2	SHOCK / SPRING ASSEMBLY, OE22376
17	5025100	2	NUT, 3/8-16 HEX SIDE LOCK

Not for  
Reproduction

### Footnotes

The above parts group applies to the following Mfg. Nos.:

5901475

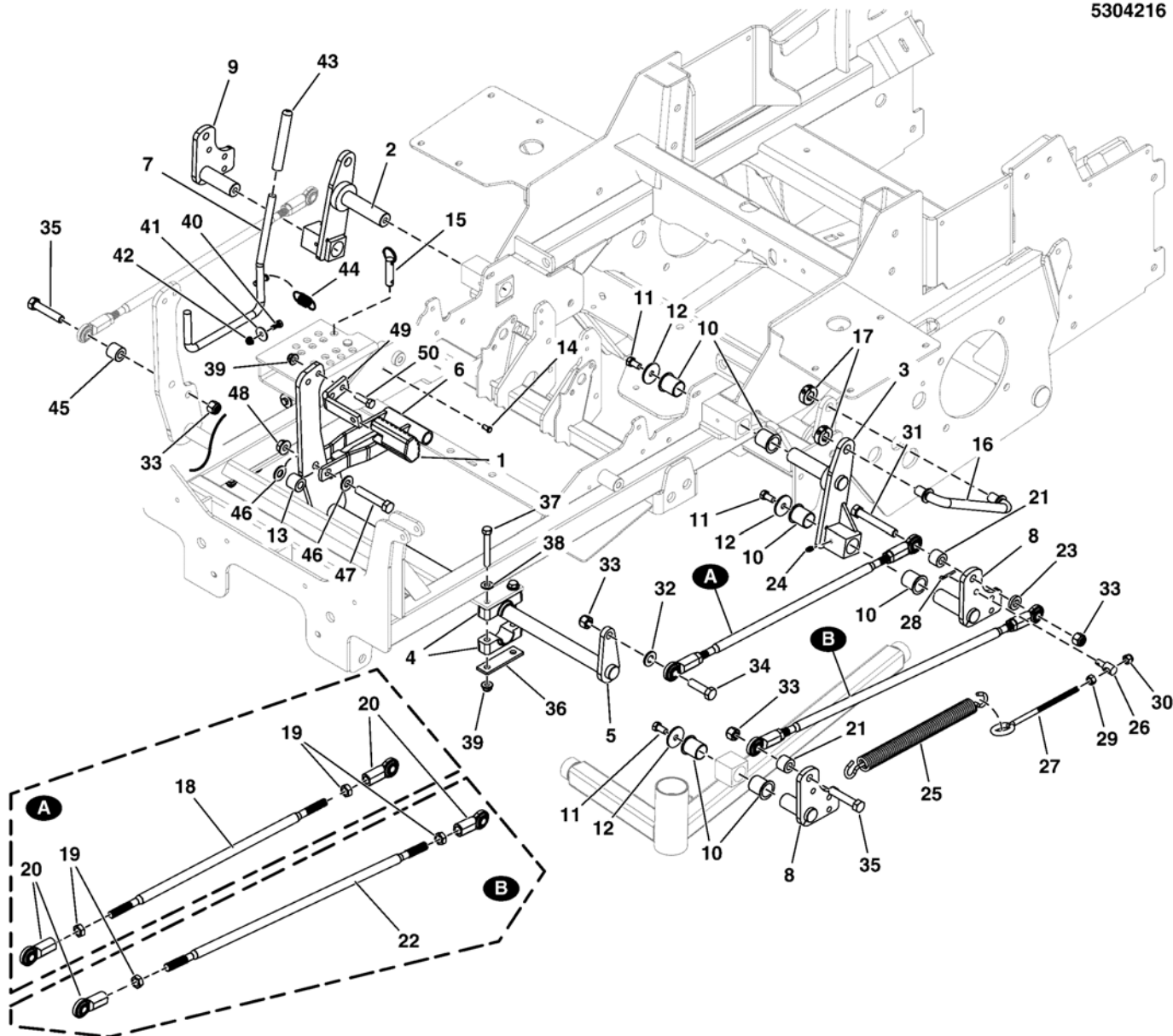
5901476

5901477

## Deck Lift Group - Foot Pedal & Linkages

NOTE: Unless noted otherwise,  
use the standard hardware torque  
specification chart.

5304216



The above parts group applies to the following Mfg. Nos.:

5901475

5901476

5901477



## Deck Lift Group - Foot Pedal & Linkages

REF NO	PART NO.	QTY.	DESCRIPTION
1	5104262	1	PEDAL, RUBBER
2	5401665A	1	WELD, REAR LIFT - RH - BLK
3	5401664A	1	WELD, REAR LIFT - LH - BLK
4	5100634	4	PIVOT BLOCK, PLASTIC
5	5414141B	1	WELD, DECK LIFT SHAFT - RED
6	5410315A	1	WELD, DECK HEIGHT LINK, IS700 - BLACK
7	5410317A	1	WELD, ROD DECK LIFT, IS700 - BLK
8	5413901B	2	WELD, DECK LIFT LEVER, LH - RED
9	5413902B	2	WELD, DECK LIFT LEVER, RH - RED
10	5023343	12	BUSHING, 1.00 X 1.13 X 1.38, PLASTIC
11	5025443	6	BOLT, 3/8-16 X 3/4, PLT W/PATCH
12	5100548	6	WASHER, .390 X 1.50 X .109, CZ
13	5101161	1	SPACER, .52 X 1.00 X .63, CZ
14	5025212X4	1	PIN, CLEVIS, 1/4 X 1/2, PLATED
15	5023498	1	PIN, HITCH, 1/2 X 2.00 OAL, YP
16	5104700	2	ROD, SUSPENSION LINK, IS2600
17	5020441	4	COLLAR, 5/8 SPLIT
18	5103758	2	ROD, DECK LIFT, 19.25, CZ
19	5025089	8	NUT, 1/2-20 HEX JAM
20	1702779	8	JOINT-BALL .500-20 THD .500ID, CLR ZINC
21	5045178	4	SPACER, .52 X 1.00 X .75, CZ
22	5104004	2	ROD, 1/2-20 X 24.50
23	5100520	2	SPACER, .52 X 1.00 X .22, PM, CZ
24	5020095	2	GREASE FITTING, 1/4-28 STRAIGHT
25	5023355	2	SPRING-EXT, 1.00 ODX13.25LGX.177WR, BLK
26	5100380	2	ADJUSTER, DECK HANGER
27	5021811	2	EYE BOLT, 3/8-16 X 8, 3THRD, 1EYE, CZ
28	5025203X6	2	PIN, COTTER, 1/8 X 3/4
29	5025034	2	NUT, 3/8-16 HEX
30	5025096	2	NUT, 3/8-16 HEX NYLON LOCK
31	5025017X26	2	BOLT, 1/2-13 X 3-1/4 GD5 CZ
32	5025440	4	WASHER, 1/2 GD9 CZ
33	5025056	4	NUT, 1/2-13 HEX NYLON LOCK
34	5025017X14	1	BOLT, 1/2-13 X 1-3/4 GD5 CZ
35	5025017X20	3	BOLT, 1/2-13 X 2-1/2 GD5 CZ
36	5403925A	2	PLATE, PIVOT BLOCK SUPPORT - BLK
37	5025013X22	4	BOLT, 3/8-16 X 2-3/4 GD5 CZ
38	5025156	8	WASHER, 3/8 SAE
39	5025394	6	NUT, 3/8-16 HEX NYLOCK FLANGE
40	5025010X5	2	BOLT-1/4-20 X 5/8 GD5 CZ
41	5025288	2	WASHER, 1/4 FENDER

### Footnotes

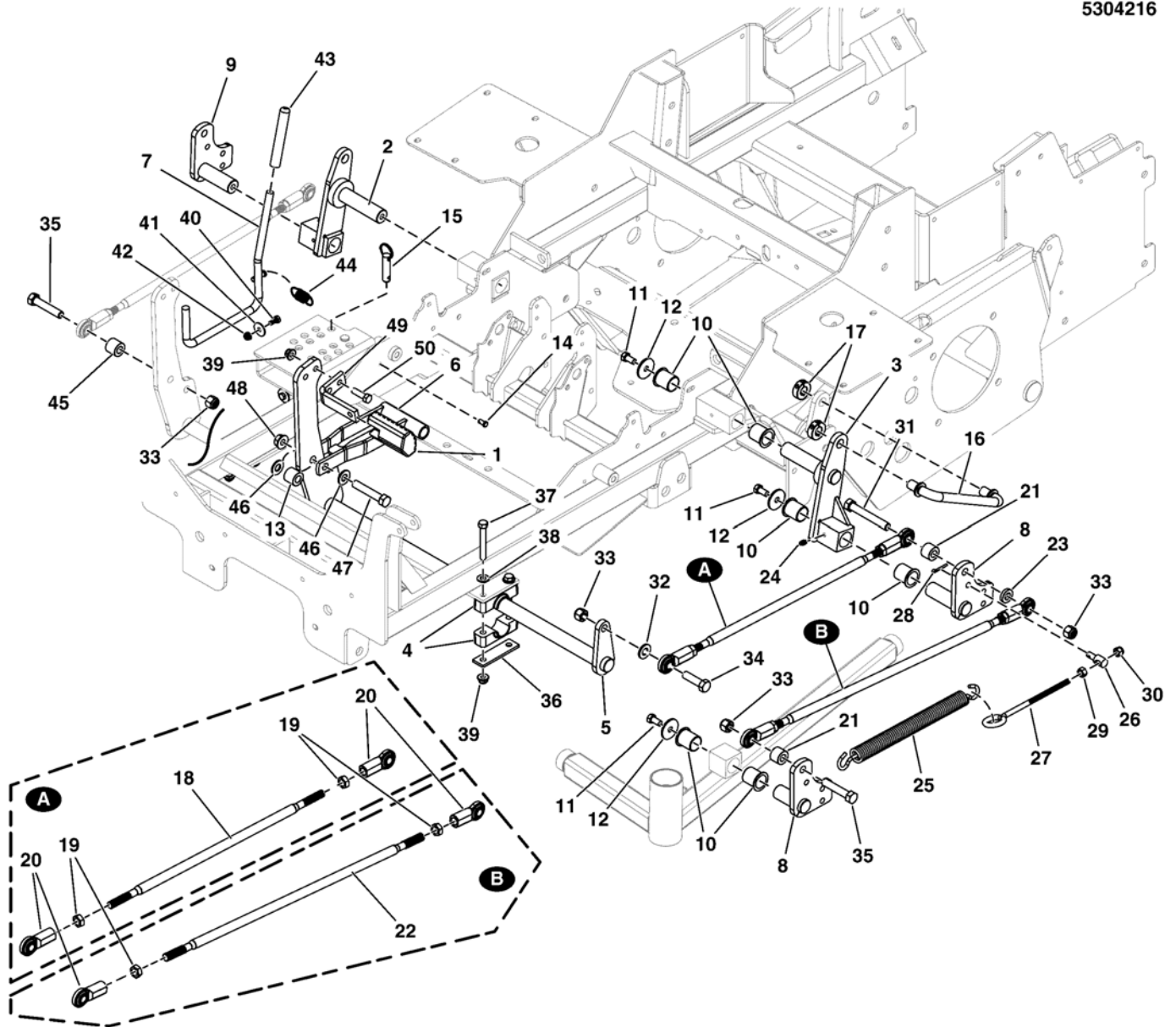
The above parts group applies to the following Mfg. Nos.:

5901475  
5901476  
5901477

## Deck Lift Group - Foot Pedal & Linkages

NOTE: Unless noted otherwise,  
use the standard hardware torque  
specification chart.

5304216



The above parts group applies to the following Mfg. Nos.:

5901475

5901476

5901477

### **Deck Lift Group - Foot Pedal & Linkages**

<b>REF NO</b>	<b>PART NO.</b>	<b>QTY.</b>	<b>DESCRIPTION</b>
42	5025391	2	NUT, 1/4-20 HEX NYLOCK FLANGE
43	5021880	1	GRIP, FOAM, .475 X 4.35 X .095
44	5010213	1	SPRING-EXT, .740 ODX2.025LGX.072WR, BLK
45	5044673	1	SPACER, .52 X 1.00 X .88, PM, CZ
46	5025158	1	WASHER, 1/2 SAE
47	5025017X22	1	BOLT, 1/2-13 X 2-3/4 GD5 CZ
48	5025396	3	NUT, 1/2-13 HEX NYLOCK FLANGE
49	5061569A	1	PEDAL, FOOT - BLK
50	5025013X10	2	BOLT, 3/8-16 X 1-1/4 GD5 CZ

Not for  
Reproduction

### **Footnotes**

---

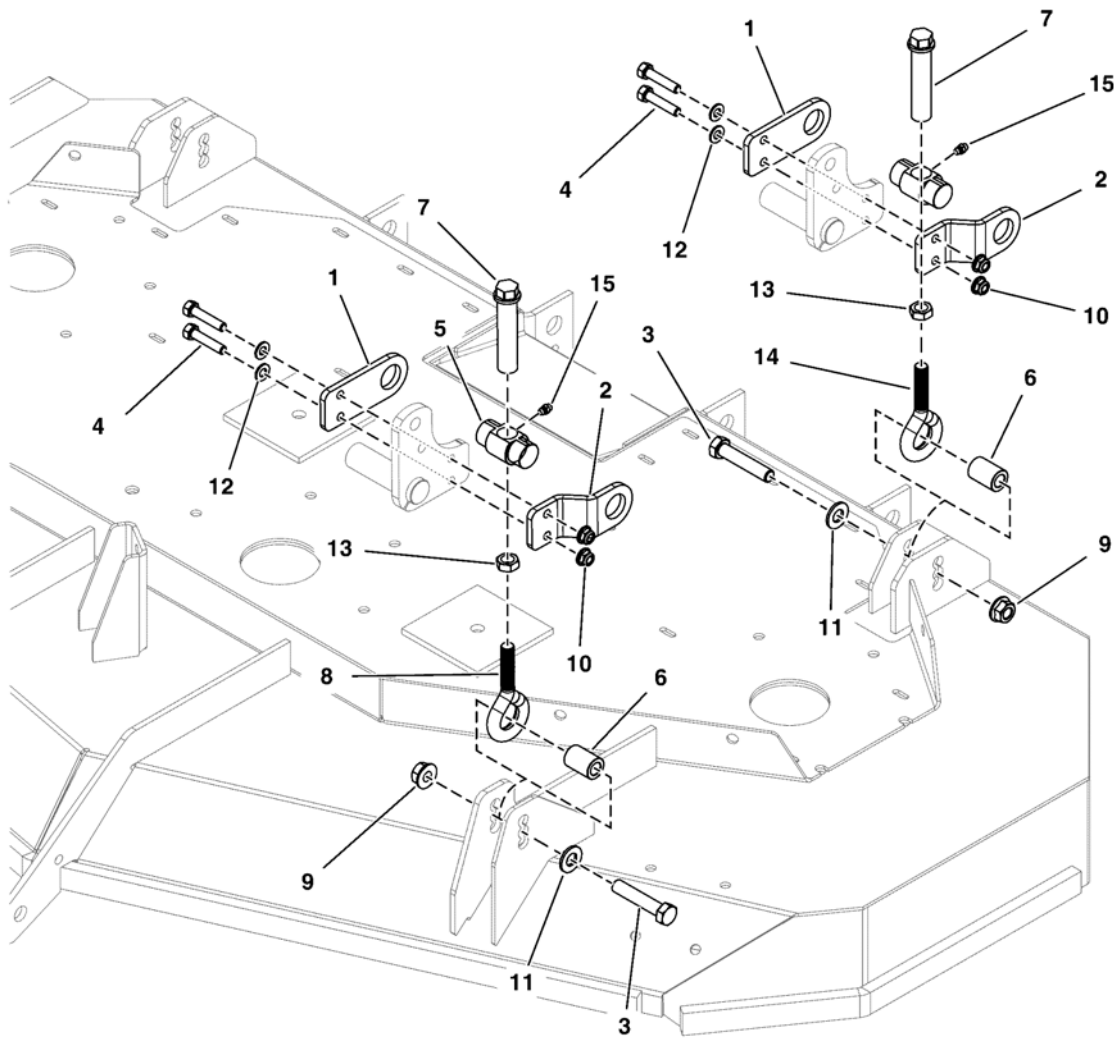
**The above parts group applies to the following Mfg. Nos.:**

5901475  
5901476  
5901477

## Deck Lift Group - Deck Hangers

NOTE: Unless noted otherwise,  
use the standard hardware torque  
specification chart.

5304216A



The above parts group applies to the following Mfg. Nos.:

5901475

5901476

5901477

## Deck Lift Group - Deck Hangers

REF NO	PART NO.	QTY.	DESCRIPTION
1	5413900A	4	BRACKET, INNER TRUNION MNT - BLK
2	5413899A	4	BRACKET, OUTER TRUNION MNT - BLK
3	5025017X20	4	BOLT, 1/2-13 X 2-1/2 GD5 CZ
4	5025013X12	8	BOLT, 3/8-16 X 1-1/2 GD5 CZ
5	5104238	4	PIVOT, DECK LIFT TRUNION, GREASABLE
6	5103054	4	SPACER, .52 X .87 X 1.25, CZ
7	5102664	4	ADJUSTER, DECK LIFT, CZ
8	5025615	2	EYE BOLT, 1/2-20X6", 2.5"THRD,
9	5025396	4	NUT, 1/2-13 HEX NYLOCK FLANGE
10	5025394	8	NUT, 3/8-16 HEX NYLOCK FLANGE
11	5025158	4	WASHER, 1/2 SAE
12	5025156	8	WASHER, 3/8 SAE
13	5025089	4	NUT, 1/2-20 HEX JAM
14	5025579	2	EYE BOLT, 1/2-20 X 4.25,1.88THRD,1EYE,CZ
15	5020095	4	GREASE FITTING, 1/4-28 STRAIGHT

Not for  
Reproduction

### Footnotes

---

The above parts group applies to the following Mfg. Nos.:

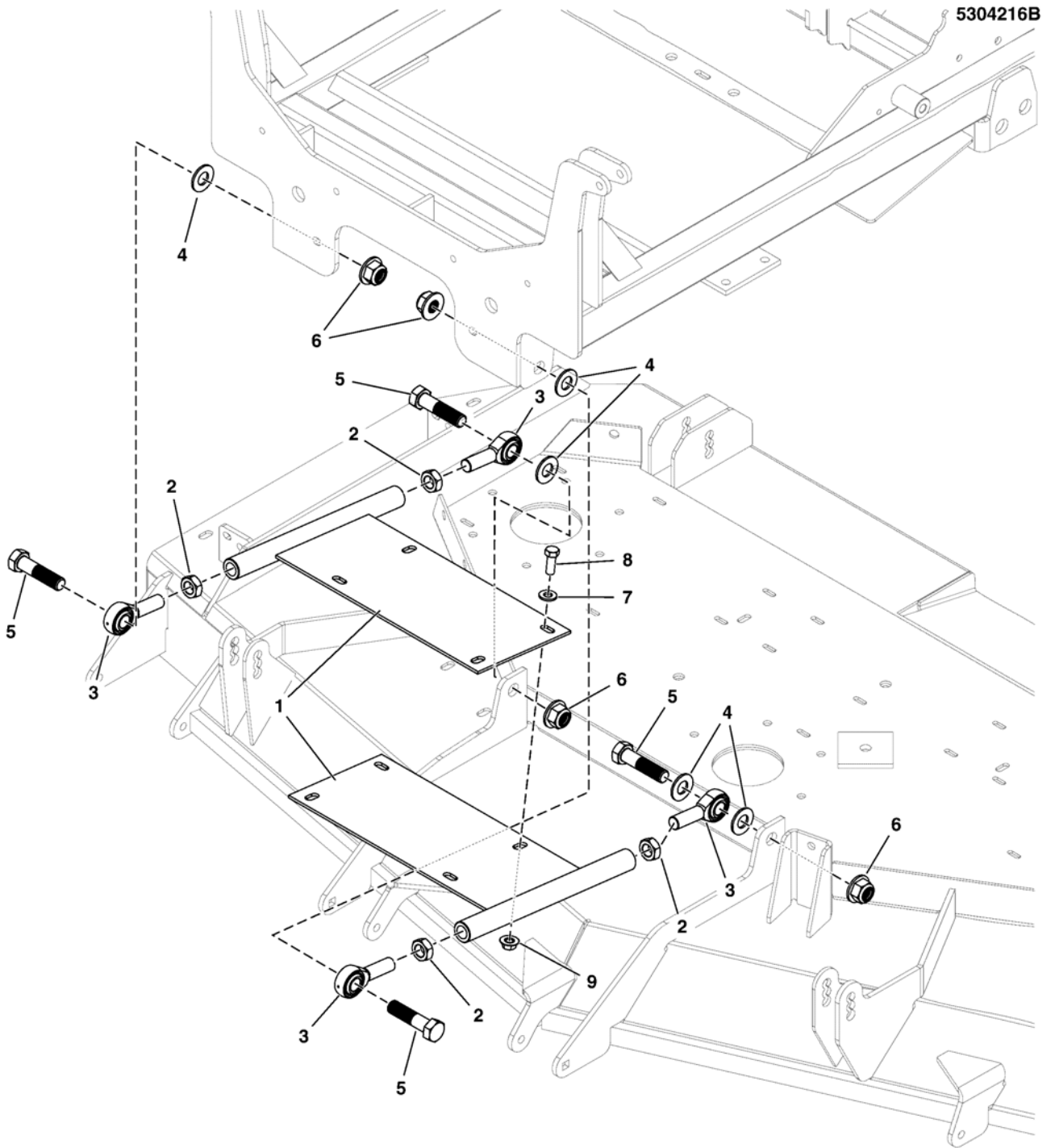
5901475

5901476

5901477

## Deck Lift Group - Puller Bar

NOTE: Unless noted otherwise,  
use the standard hardware torque  
specification chart.



The above parts group applies to the following Mfg. Nos.:

5901475

5901476

5901477

### Deck Lift Group - Puller Bar

REF NO	PART NO.	QTY.	DESCRIPTION
1	5411858A	2	WELD, DECK STABILIZER, IS2100Z - BLK
2	5025454	4	NUT, 5/8-18, HEX JAM
3	5102683	4	BALL JOINT, 5/8-18, MALE
4	5025281	5	WASHER, 5/8 SAE
5	5025019X16	4	BOLT, 5/8-11 X 2 GD5 CZ
6	5025403	4	NUT, 5/8-11 HEX NYLOCK FLANGE
7	5025293	4	WASHER, 3/8 GD.9 FLAT
8	5025013X8	4	BOLT, 3/8-16 X 1 GD5 CZ
9	5025394	4	NUT, 3/8-16 HEX NYLOCK FLANGE

Not for  
Reproduction

### Footnotes

---

The above parts group applies to the following Mfg. Nos.:

5901475

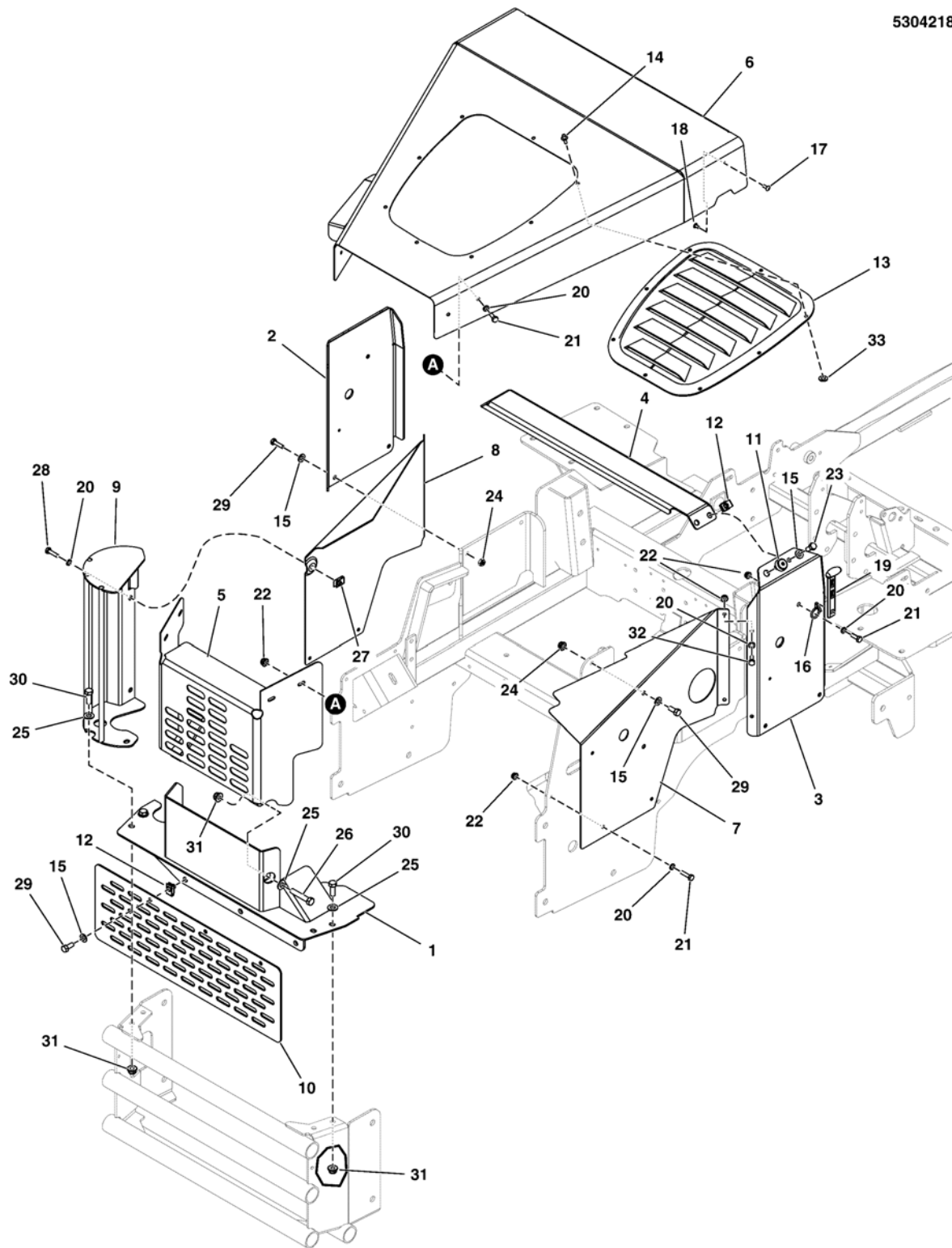
5901476

5901477

## Hood & Shields Group

NOTE: Unless noted otherwise,  
use the standard hardware torque  
specification chart.

5304218



The above parts group applies to the following Mfg. Nos.:  
5901475



## Hood & Shields Group

REF NO	PART NO.	QTY.	DESCRIPTION
1	5414153B	1	WELD, HINGE MOUNT - RED
2	5413907B	1	PLATE, LH HOOD SUPPORT, IS2600 - RED
3	5413908B	1	PLATE, RH HOOD SUPPORT, IS2600 - RED
4	5413906B	1	PLATE, CENTER HOOD SUPPORT, IS2600 - RED
5	5413958B	1	WELD, ENGINE COVER, REAR - RED
6	5413939B	1	WELD, HOOD, IS2600Z - RED
7	5414018B	1	COVER, ENGINE SIDE, RH - RED
8	5414017B	1	COVER, ENGINE SIDE, LH - RED
9	5414476B	1	WELD, MUFFLER GUARD, IS2600Z
10	5414463B	1	GUARD, REAR BELT
11	197546	2	MNT, VBRTN, RBBR
12	5022308	7	BODY CLIP, 5/16-18-7GA MATERIAL
13	5101768	1	SCOOP, HOOD, OUTFRONT MOWER
14	5025622	8	POP RIVET, 3/16" X .575"(.251-.375GP)BLK
15	5025155	13	WASHER, 5/16 SAE
16	1723168	2	HOOK-.125DIA WIRE GR CAT STRAP YELLOW
17	1726044	2	BINDING POST #8-32X.500 INT THR BLK
18	2860707	2	SCREW-HEX SERR FLNG LK # 8-32X0.375 YEL
19	2171600	2	STRAP, HOOD, BLACK RUBBER
20	5025154	13	WASHER, 1/4 SAE
21	5025010X6	7	BOLT, 1/4-20 X 3/4 GD5 CZ
22	5025391	11	NUT, 1/4-20 HEX NYLOCK FLANGE
23	5025011X8	4	BOLT, 5/16-18 X 1 GD5 CZ
24	5025392	6	NUT, 5/16-18 HEX NYLOCK FLANGE
25	5025156	7	WASHER, 3/8 SAE
26	5025013X16	2	BOLT, 3/8-16 X 2 GD5 CZ
27	5022665	2	BODY CLIP, 1/4-20 X 1/2 DEEP
28	5025010X8	2	BOLT, 1/4-20 X 1 GD5 CZ
29	5025011X6	9	BOLT, 5/16-18 X 3/4 GD5 CZ
30	5025013X8	5	BOLT, 3/8-16 X 1 GD5 CZ
31	5025394	7	NUT, 3/8-16 HEX NYLOCK FLANGE
32	5025010X5	4	BOLT-1/4-20 X 5/8 GD5 CZ
33	5023499	8	WASHER, #10 SAE

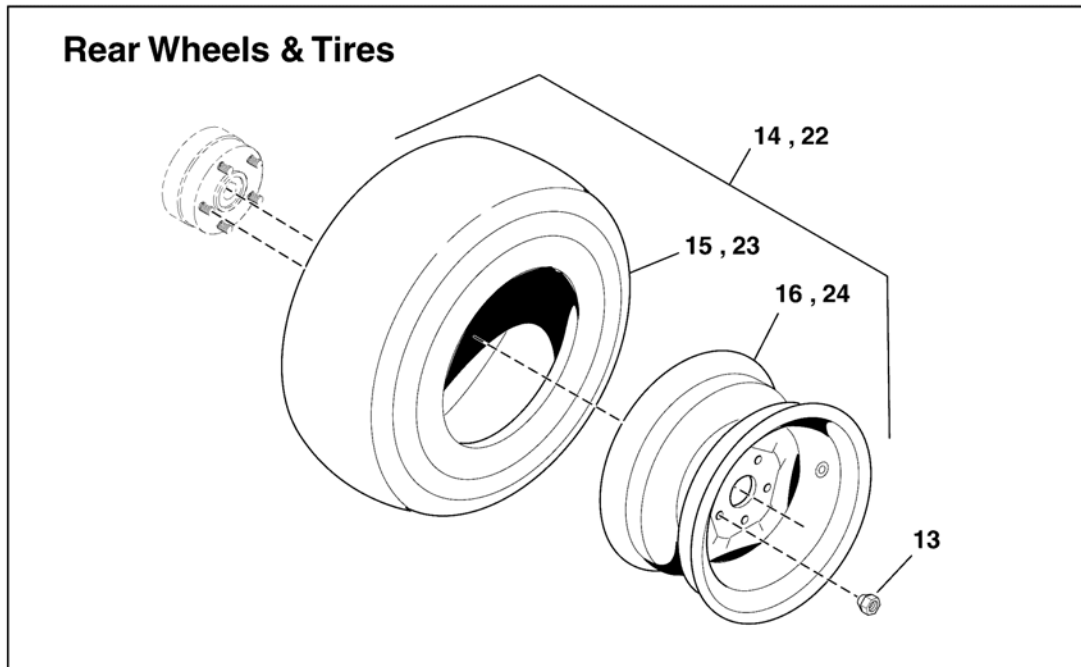
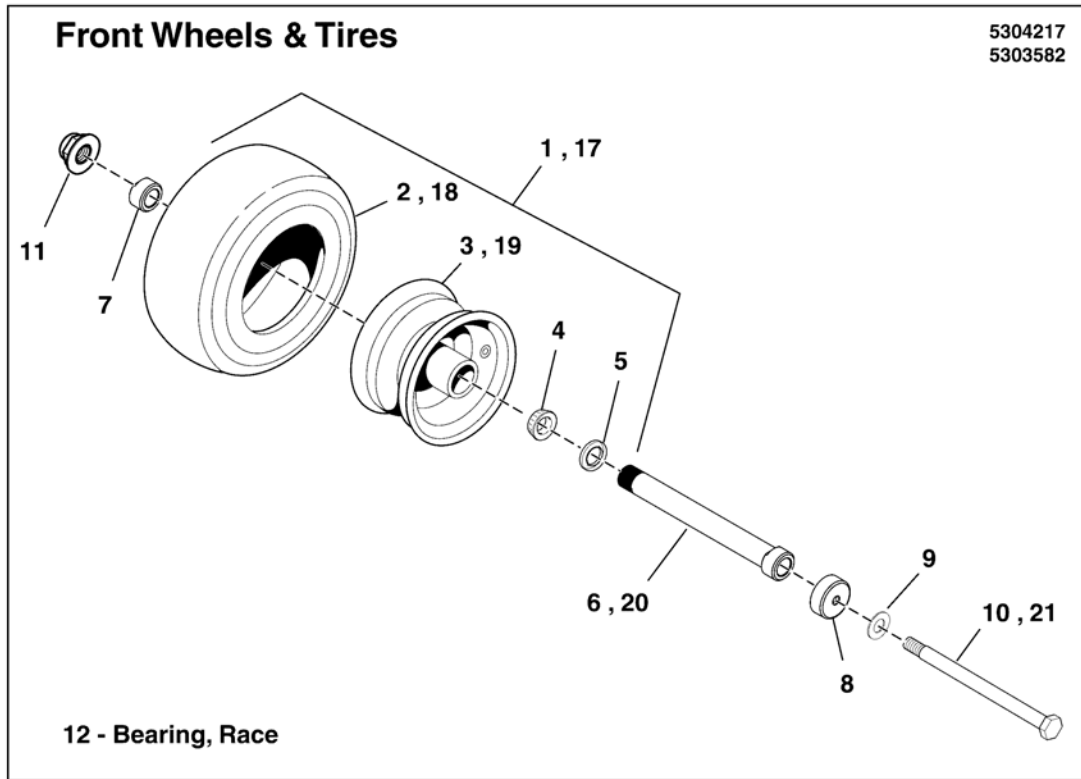
### Footnotes

The above parts group applies to the following Mfg. Nos.:

5901475

## Wheel & Tire Group

NOTE: Unless noted otherwise,  
use the standard hardware torque  
specification chart.



The above parts group applies to the following Mfg. Nos.:

5901475

5901476

5901477

## Wheel & Tire Group

REF NO	PART NO.	QTY.	DESCRIPTION
1	5023136	2	TIRE ASSM, 13 X 6.5 - 6, PNE / TB (61" Models)
2	5022577	2	TIRE, FRONT, 13 X 6.5 X 6 (SV)(61" Models)
3	5023136X1	2	WHEEL ASSEMBLY, FOR 13 X 6.5 X 6 TIRES (INCLUDES BEARING AND SEALS) (SV)(61" Models)
4	5022631SX2	4	BEARING, TAPERED CONE (SV)
5	5022631SX3	4	GREASE SEAL (SV)
6	5103649	2	BEARING ADJUSTER, SPACER, 7.062 LG (61" Models)
7	5103650	2	NUT, BEARING ADJUSTER, AXLE
8	5103594	4	DEBRIS, COVER, CASTER WHEELS
9	5025158	2	WASHER, 1/2 SAE
10	5025017X72	2	BOLT, 1/2-13 X 9 GD5 CZ (61" Models)
11	5025396	2	NUT, 1/2-13 HEX NYLOCK FLANGE
12	5022631SX4	2	BEARING, RACE (SV)
13	5020601	10	NUT, 1/2-20, FOR WHEEL BOLT SILVER
14	5104029	2	TIRE/WHEEL ASM, 24X12.00-12, TURF SMART (61" Models)
15	5104029X1	2	TIRE, 24X12.00-12, TURF SMART (SV)(61" Models)
16	5023364	2	WHEEL, 12 X 8.5 (SV)(61" Models)
17	5022631S	2	TIRE ASSM, 13 X 5 - 6, PNE / TB (52" Models)
18	5022029X1	2	TIRE, 13 X 5.0 X 6 (SV)(52" Models Only)
19	5022631SX1	2	WHEEL ASSEMBLY, FOR 13 X 5 X 6 TIRES (INCLUDES BEARINGS AND SEALS) (SV)(52" Models Only)
20	5103648	2	BEARING ADJUSTER, SPACER, 6.062 LG (52" Models)
21	5025017X64	2	BOLT, 1/2-13 X 8 GD5 CZ (52" Models)
22	5104412	2	TIRE/WHEEL ASM, 24X9.50-12, TURF SMART (52" Models)
23	5104412X1	2	WHEEL, 9.50-12 PR TURF SMART (SV)(52" Models)
24	5103887X1	2	WHEEL, 12 X 7, 5/45, 1.3 OFFSET (SV)(52" Models)

## Footnotes

The above parts group applies to the following Mfg. Nos.:

5901475

5901476

5901477

# Decal Group - Safety & Operation

**NOTE:** Unless noted otherwise, use the standard hardware torque specification chart.

5304220

**1** - Main decal area containing:

- WARNING** Avoid serious injury or death
- WARNING** Fire Hazard
- DANGER** Amputation hazard
- DANGER** Loss of control and roll-over hazard
- DANGER** Water, retaining walls and drop-off hazards
- DANGER** Wet or soft slope hazard

**2** - **WARNING** PINCH POINT

**3** - **DANGER** Amputation and thrown objects hazard

**4** - **WARNING** Amputation and Pinch Point Hazard

**5** - The operator's manual is available in Spanish.

**6** - **WARNING** Avoid serious injury or death from rollover.

**7** - Ignition System (Gasoline Models)

**8** - **HYDRAULIC OIL RESERVOIR**

**9** - USE SAE 20W-50 MOTOR OIL

**10** - **Belts & Blades**

**11** - Torque specification chart

**12** - **WARNING** AVOID SERIOUS INJURY OR DEATH FROM ROLL OVER.

**13** - **WARNING** LOW OVERHANGING OBSTACLES HAZARD

**14** - **CAUTION** ROLL OVER PROTECTIVE STRUCTURE

**15** - Roll-over protective structure plate

The above parts group applies to the following Mfg. Nos.:  
5901475

## Decal Group - Safety & Operation

REF NO	PART NO.	QTY.	DESCRIPTION
1	5103595	1	DECAL, MAIN SAFETY
2	5061245	2	DECAL, PINCH POINT
3	7101665	2	DECAL, DANGER DO NOT OPERATE W/O DEFLECT
4	5103184	2	DECAL, WARNING, HAND IN BELT, ENG ONLY (Qty: 1 located by transmission fans; Qty: 1 located by gearbox drive belt)
5	5103619	1	DECAL, MANUAL AVAIL IN SPANISH
6	5100683	2	DECAL, WARNING, ROLL BAR
7	5104434	1	DECAL, TRANSAXLE RELEASE, ZT4400
8	5104043	1	DECAL, FUSE LOCATION, IS2100 (Located by the fuse block)
9	5100957	1	DECAL, HYDRAULIC OIL, SAE 20W50
10	5104712	1	DECAL, BELT & BLADE, IS2600
11	5103720	1	DECAL, CUT HEIGHT, IS700/ZTS700
12	5104082	1	DECAL, WARNING, FOLDING ROPS (SV)
13	5100405	1	DECAL, WARNING, OVERHAND, ROPS (SV)
14	5104083	1	DECAL, CAUTION, FOLDING ROPS (SV)
15	5103307	1	DECAL, CONTROL PANEL, S2500Z, 3 POS IGN

Not for  
Reproduction

### Footnotes

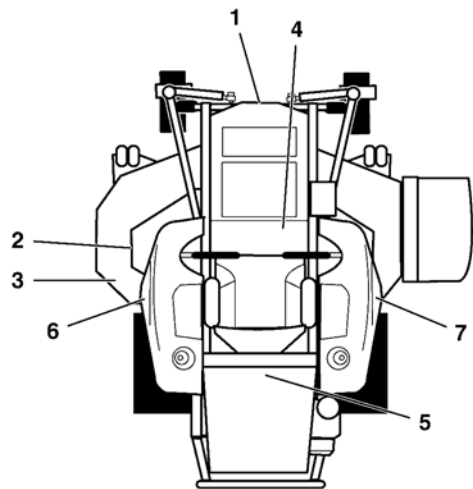
---

The above parts group applies to the following Mfg. Nos.:

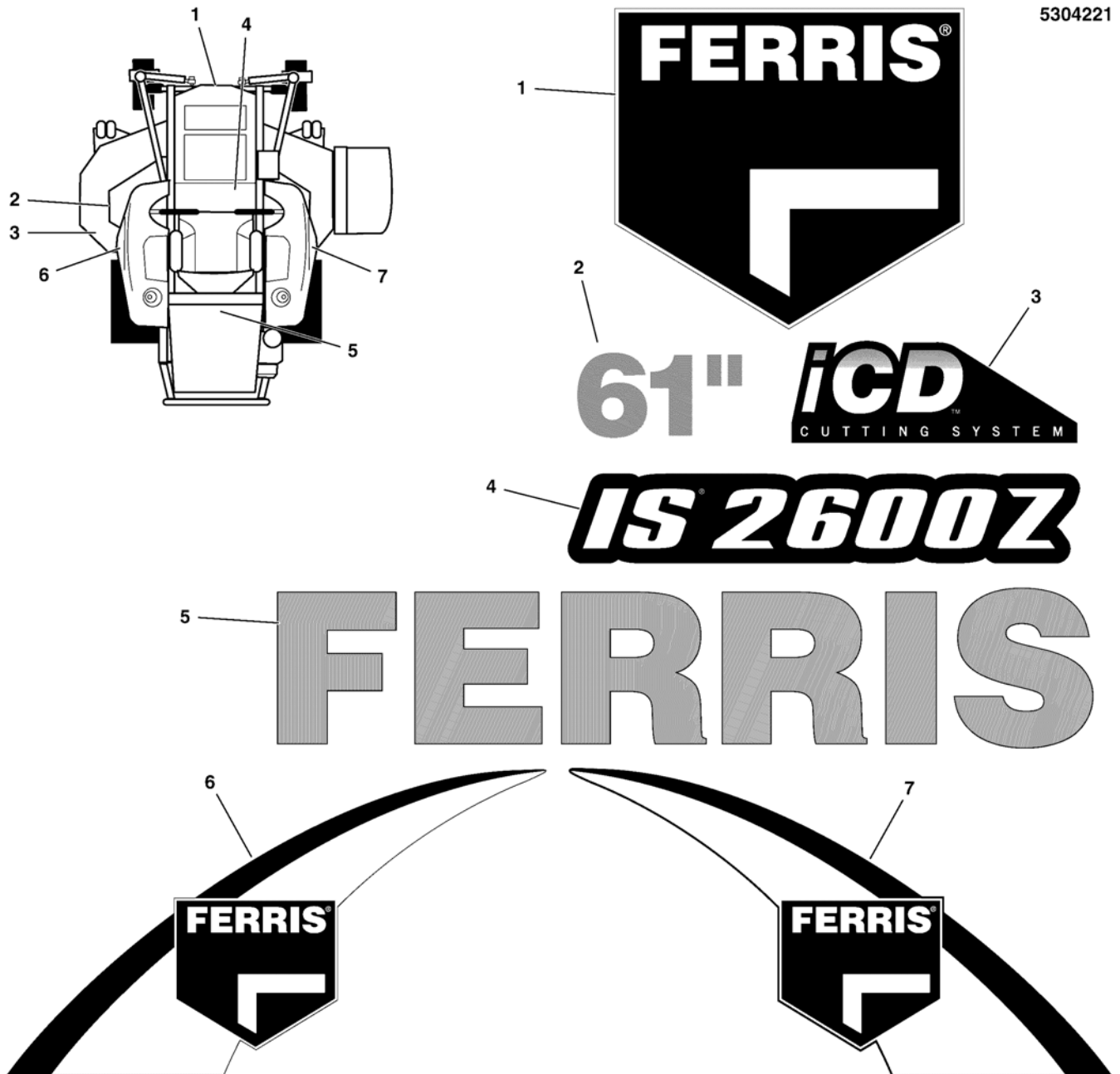
5901475

## Decal Group - Brand & Model

NOTE: Unless noted otherwise,  
use the standard hardware torque  
specification chart.



5304221



The above parts group applies to the following Mfg. Nos.:

5901475

5901476

5901477

### **Decal Group - Brand & Model**

<b>REF NO</b>	<b>PART NO.</b>	<b>QTY.</b>	<b>DESCRIPTION</b>
1	5104724	1	DECAL, FERRIS LOGO, MEDIUM
2	5022813	1	DECAL, 61
3	5102210	1	DECAL, iCD CUTTING SYSTEM
4	5104759	1	DECAL, MODEL, IS2600Z
5	5103799	1	DECAL, FERRIS, 2.23" X 11.39"
6	5104751	1	DECAL, TANK, MED, LH, FERRIS
7	5104752	1	DECAL, TANK, MED, RH, FERRIS

Not for  
Reproduction

### **Footnotes**

---

**The above parts group applies to the following Mfg. Nos.:**

5901475

5901476

5901477

# Decal Group - Safety & Operation (Export Models)

NOTE: Unless noted otherwise, use the standard hardware torque specification chart.

5304446

1

2

3

4

5

6

7

8

9

10

11

12

13

14

15

16

1

2

3

4

5

6

7

8

9

10

11

12

13

14

15

16

Ignition System (Gasoline Models)  
This spark ignition system complies with Canadian standard ICES-002

HYDRAULIC OIL RESERVOIR

USE SAE 20W-50 MOTOR OIL

Belts & Blades

Tractor	
Pump Drive Belt	5104583
Gearbox Drive Belt	5104574
52" Mower Deck	
Deck Drive Belt	5104059
Mower Blade (Set)	5101756S
61" Mower Deck	
Deck Drive Belt	5104068
Mower Blade (Set)	5101755S

INCHES  
( ) = CM

3/4" (1.90) 1/2" (1.27) 1/4" (.64)

4" (10.2) 3" (7.6) 2" (5.1) 1" (2.5)

5" (12.7)

The above parts group applies to the following Mfg. Nos.:

5901476  
5901477



## Decal Group - Safety & Operation (Export Models)

REF NO	PART NO.	QTY.	DESCRIPTION
1	5102627	1	DECAL, MAIN SAFETY, ANSI CE
2	5061246	2	DECAL, PINCH POINT, CE
3	7106109	2	DECAL, DISCHARGE SAFETY, EXPORT
4	5061042	2	DECAL, CE DANGER (Qty: 1 located by transmission fans; Qty: 1 located by gearbox drive belt)
5	5102456	2	DECAL, FIRE ANSI EXPORT
6	5100685	2	DECAL, WARNING, ROLL BAR, CE
7	5104434	1	DECAL, TRANSAXLE RELEASE, ZT4400
8	5104043	1	DECAL, FUSE LOCATION, IS2100 (Located by the fuse block)
9	5100957	1	DECAL, HYDRAULIC OIL, 20W50
10	5104712	1	DECAL, BELT & BLADE, IS2600
11	5103720	1	DECAL, CUT HEIGHT, IS700/ZTS700
12	5100536	2	DECAL, SAFETY, CE ROPS (SV)
13	5100537	2	DECAL, SAFETY, CE ROPS, OBS (SV)
14	5101353	1	DECAL, HAND IN FLAME
15	5103307	1	DECAL, CONTROL PANEL, S2500Z, 3 POS IGN
16	5102000	1	DECAL, WARNING, HOT
17	5102628	1	DECAL, PARKING BRAKE SYMBOLS

Not for  
Reproduction

### Footnotes

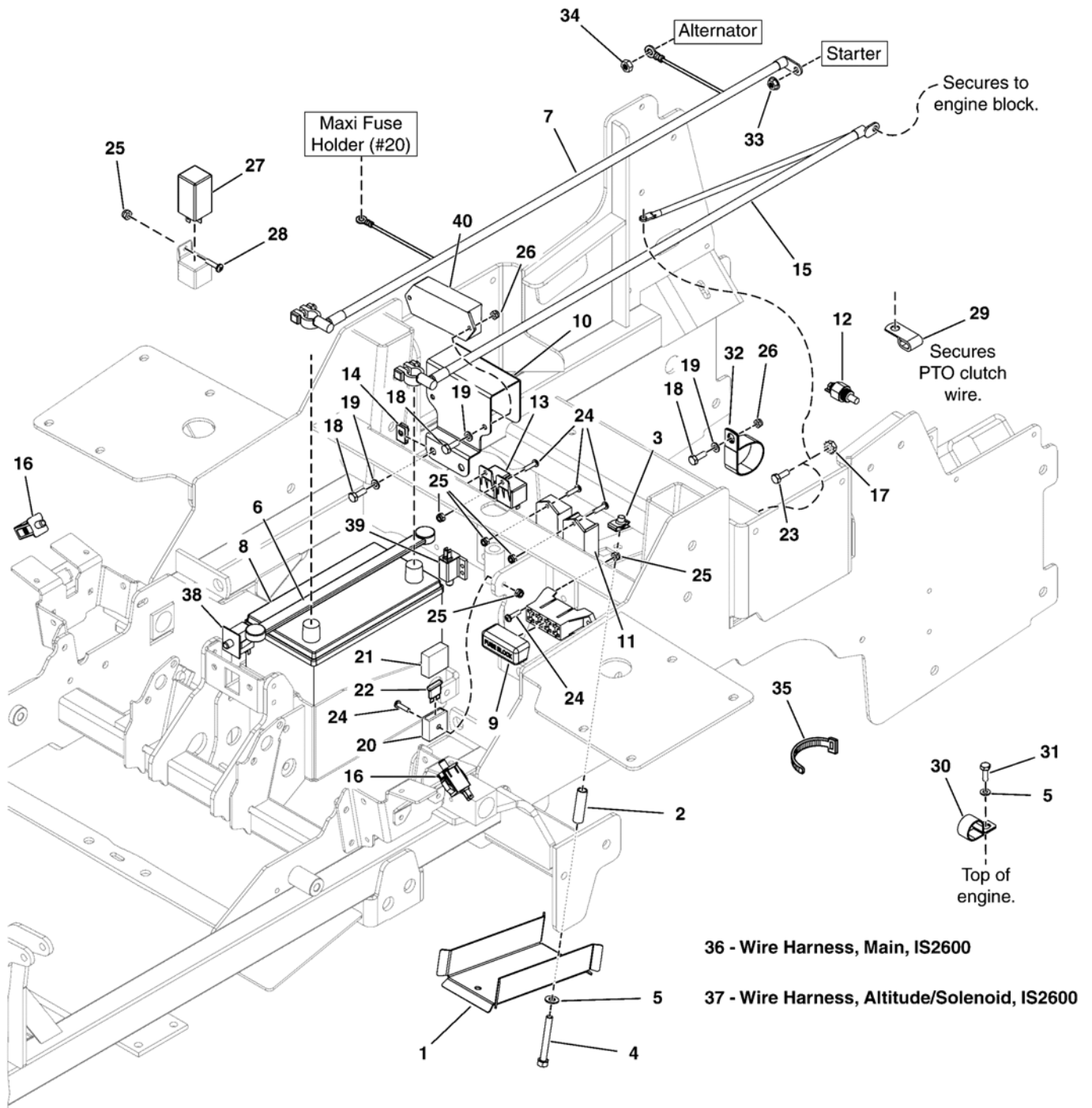
The above parts group applies to the following Mfg. Nos.:

5901476  
5901477

# Electrical Components Group

NOTE: Unless noted otherwise, use the standard hardware torque specification chart.

5304214



The above parts group applies to the following Mfg. Nos.:

- 5901475
- 5901476
- 5901477

## Electrical Components Group

REF NO	PART NO.	QTY.	DESCRIPTION
1	5414655A	1	CHANNEL, HOSE & WIRE - BLK
2	5101638	2	SPACER, .38 X .50 X 1.78
3	5022308	2	BODY CLIP, 5/16-18-7GA MATERIAL
4	5025011X20	2	BOLT, 5/16-18 X 2-1/2 GD5 CZ
5	5025155	3	WASHER, 5/16 SAE
6	1722009	1	STRAP-BLACK RUBB
7	5414392	1	ASSEMBLY, POS BATTERY CABLE, IS2600
8	--	1	BATTERY-12VOLT 6CELL 500AMPS CCA
9	5022805	1	COVER, VINYL FUSEBLOCK
10	5414188B	1	MOUNT, DRIVER MODULE - RED
11	5023310	1	MODULE, TIME DELAY
12	5023394	1	SENDER, WATER TEMPERATURE
13	5100980	2	RELAY, 12 VOLT, 50 AMP, N.O.
14	5022665	2	BODY CLIP, 1/4-20 X 1/2 DEEP
15	5104604	1	BATTERY CABLE, NEG
16	5101589	2	SWITCH, PLUNGER, NO, SINGLE POLE SNAP-IN
17	5025557	1	K-LOCK NUT, 5/16-18, CZ
18	5025010X6	6	BOLT, 1/4-20 X 3/4 GD5 CZ
19	5025154	6	WASHER, 1/4 SAE
20	5102248	1	FUSE HOLDER, MAXI
21	5102249	1	COVER, FUSE HOLDER, MAXI
22	5102250	1	FUSE, MAXI, 40A
23	5025059X8	1	BOLT, 5/16-18 X 1, SELF-TAPPING
24	5025179X6	8	SCREW, #10-24 X 3/4 ROUND PHILLIPS
25	5025271	9	NUT, #10-24 HEX NYLON LOCK
26	5025391	4	NUT, 1/4-20 HEX NYLOCK FLANGE
27	5102945	1	MODULE, PRE-HEAT, 4 SECONDS
28	5025179X4	1	SCREW- #10-24 X 1/2 ROUND PHILLIPS
29	5025430	1	CLAMP, 5/16, DOUBLE, WIRE & TUBE
30	5025558	1	CLAMP, VINYL INSULATED, 1.00
31	5025494	1	BOLT, M8-1.25 X 16MM GD8.8
32	5023263	2	CLAMP, VINYL INSULATED, 1.75
33	5025355	1	NUT, M8-1.25 SERR. FLANGE, CZ
34	5025420	1	NUT, M6-1.0
35	5021029	8	TIE, SELF-LOCKING, 12"
36	5414396	1	WIRE HARNESS, MAIN, IS2600
37	5104691	1	WIRE HARNESS, ALTITUDE/SOLENOID, IS2600
38	5101280	1	SWITCH, LOW PROF, NC/NO
39	5021769	1	SWITCH, PLUNGER, NC
40	--	1	ALTITUDE MODULE (SEE YANMAR ENGINE PARTS DEALER)

### Footnotes

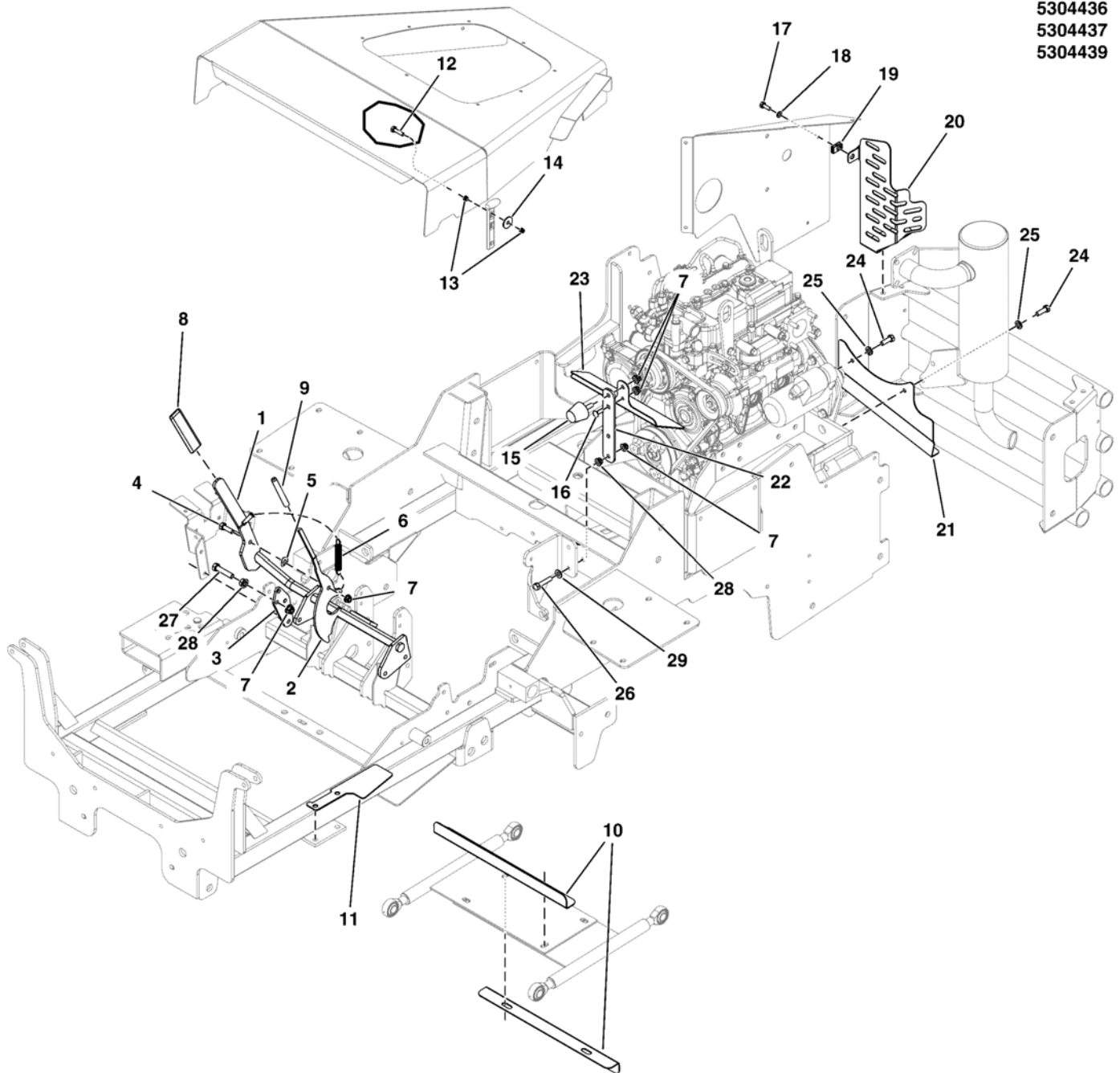
The above parts group applies to the following Mfg. Nos.:

5901475  
5901476  
5901477

## CE Guarding - Engine Compartment & Parking Brake

NOTE: Unless noted otherwise,  
use the standard hardware torque  
specification chart.

5304436  
5304437  
5304439



The above parts group applies to the following Mfg. Nos.:

5901476  
5901477

## CE Guarding - Engine Compartment & Parking Brake

REF NO	PART NO.	QTY.	DESCRIPTION
1	5414530A	1	WELD, HANDLE, BRAKE, IS2600 EU - BLK
2	5414527A	1	LEVER, BRAKE, IS2600 EU - BLK
3	5414526B	1	PLATE, PIVOT MOUNT, BRAKE, IS2600 EU, RED
4	1960086	1	SCREW, TRUSS HD TORX DR5/16-18X0.875 BLK
5	5023202	1	WASHER, WAVE, M10
6	5020639	1	SPRING-EXT, .500 OD X 3.50 LG X .058 WR
7	5025392	7	NUT, 5/16-18 HEX NYLOCK FLANGE
8	5025510	1	GRIP, FOAM, 1/4 X 1 X 4.1
9	5023198	1	COVER, VINYL HANDLE
10	5414467A	2	PLATE, GUARD, PULLER BAR, IS2600Z EU, BLK
11	5413453B	1	PLATE, DECK SHIELD, FRAME - LH - RED
12	5025629	2	SCREW, 8-32 X 3/4, HEX SERR FLG. GR5, CZ
13	5025339	4	NUT, #8-32 HEX NYLON LOCK
14	5025628	4	WASHER, FENDER, #10 X 1-1/4"OD, SS
15	5022612	1	BUMPER, RUBBER 5/16-18
16	80003518	1	BOLT, 1/4-20X0.750, GR5, STD NECK, SQ, ZC/CL
17	5025010X6	1	BOLT, 1/4-20 X 3/4 GD5 CZ
18	5025154	1	WASHER, 1/4 SAE
19	5022665	1	BODY CLIP, 1/4-20 X 1/2 DEEP
20	5414464B	1	PLATE, GUARD, FLY WHEEL, IS2600Z EU, RED
21	5414944B	1	PLATE, POWER HEAD BELT GUARD - RED
22	5414525B	1	PLATE, BRACKET, SEAT LOCK, IS2600 EU, RED
23	5414889B	1	PLATE, REAR SEAT GUARD, IS2600Z CE - RED
24	5025237X25	2	BOLT, M8-1.25 X 25MM GD8.8
25	5025170	2	WASHER, 5/16 LOCK CZ
26	5025011X12	2	BOLT, 5/16-18 X 1-1/2 GD5 CZ
27	5025011X14	2	BOLT, 5/16-18 X 1-3/4 GD5 CZ
28	5025127	4	NUT, 5/16-18 HEX SERRATED FLANGE (SMALL)
29	5025155	2	WASHER, 5/16 SAE

### Footnotes

The above parts group applies to the following Mfg. Nos.:

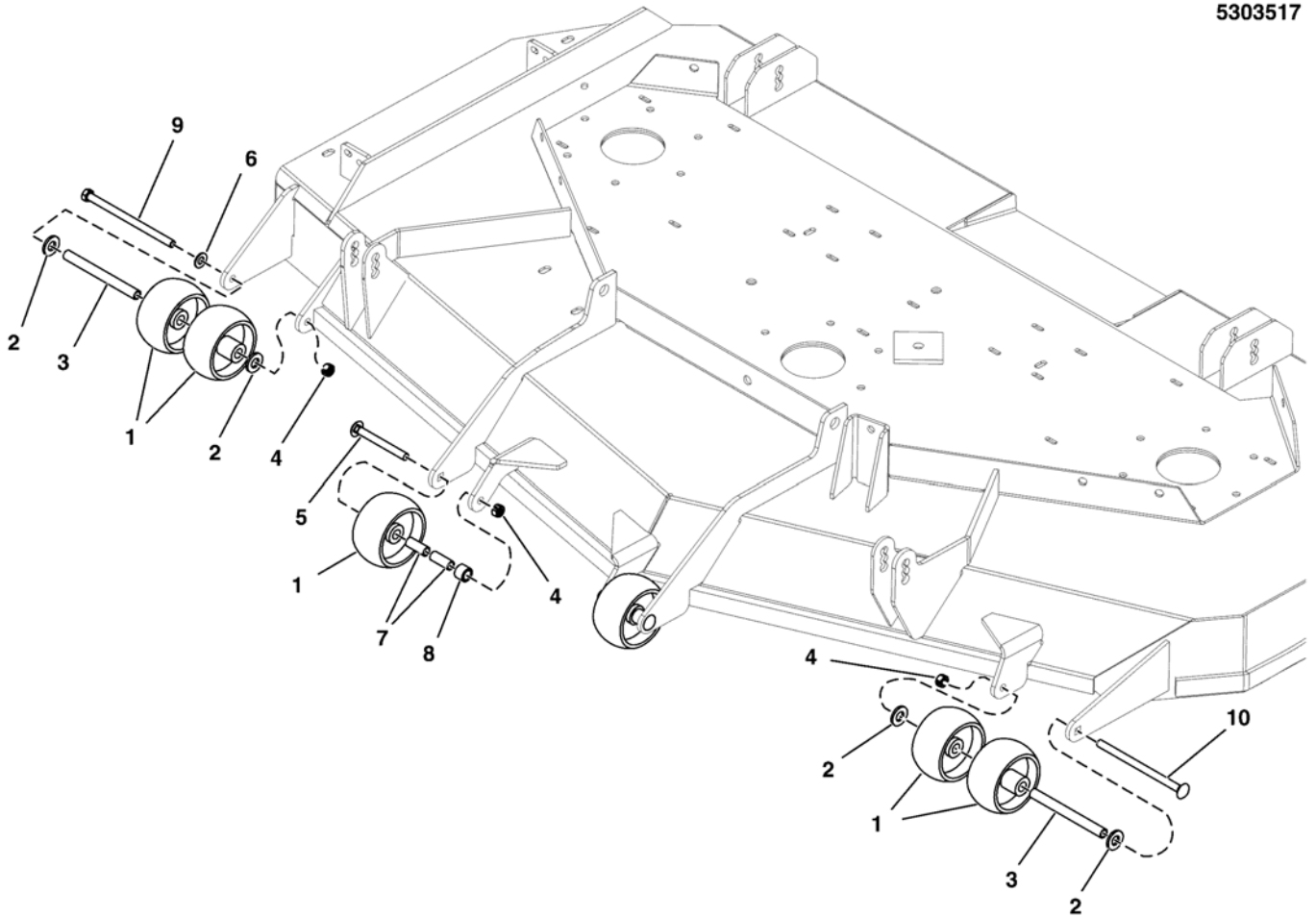
5901476

5901477

## 52" & 61" Mower Deck - Rollers & Casters

NOTE: Unless noted otherwise,  
use the standard hardware torque  
specification chart.

5303517



The above parts group applies to the following Mfg. Nos.:

5901475

5901476

5901477

## 52" & 61" Mower Deck - Rollers & Casters

REF NO	PART NO.	QTY.	DESCRIPTION
1	1714760	6	WHEEL- 2.00 WIDE 3.88 DIA 0.531ID POLY
2	5025440	4	WASHER, 1/2 GD9 CZ
3	5046586	2	SPACER, .38 X .50 X 5.06, CZ
4	5025100	4	NUT, 3/8-16 HEX SIDE LOCK
5	5025146X28	2	BOLT, 3/8-16 X 3-1/2, CARRIAGE, GD5, CZ
6	5025156	1	WASHER, 3/8 SAE
7	5041931	4	SPACER, .38 X .50 X 1.25, CZ
8	5047027	2	SPACER, .51 X .75 X .56, PM, CZ
9	5025013X48	1	BOLT, 3/8-16 X 6 GD5 CZ
10	5025146X48	1	BOLT, 3/8-16 X 6, CARRIAGE, GD5, CZ

Not for  
Reproduction

### Footnotes

---

The above parts group applies to the following Mfg. Nos.:

5901475

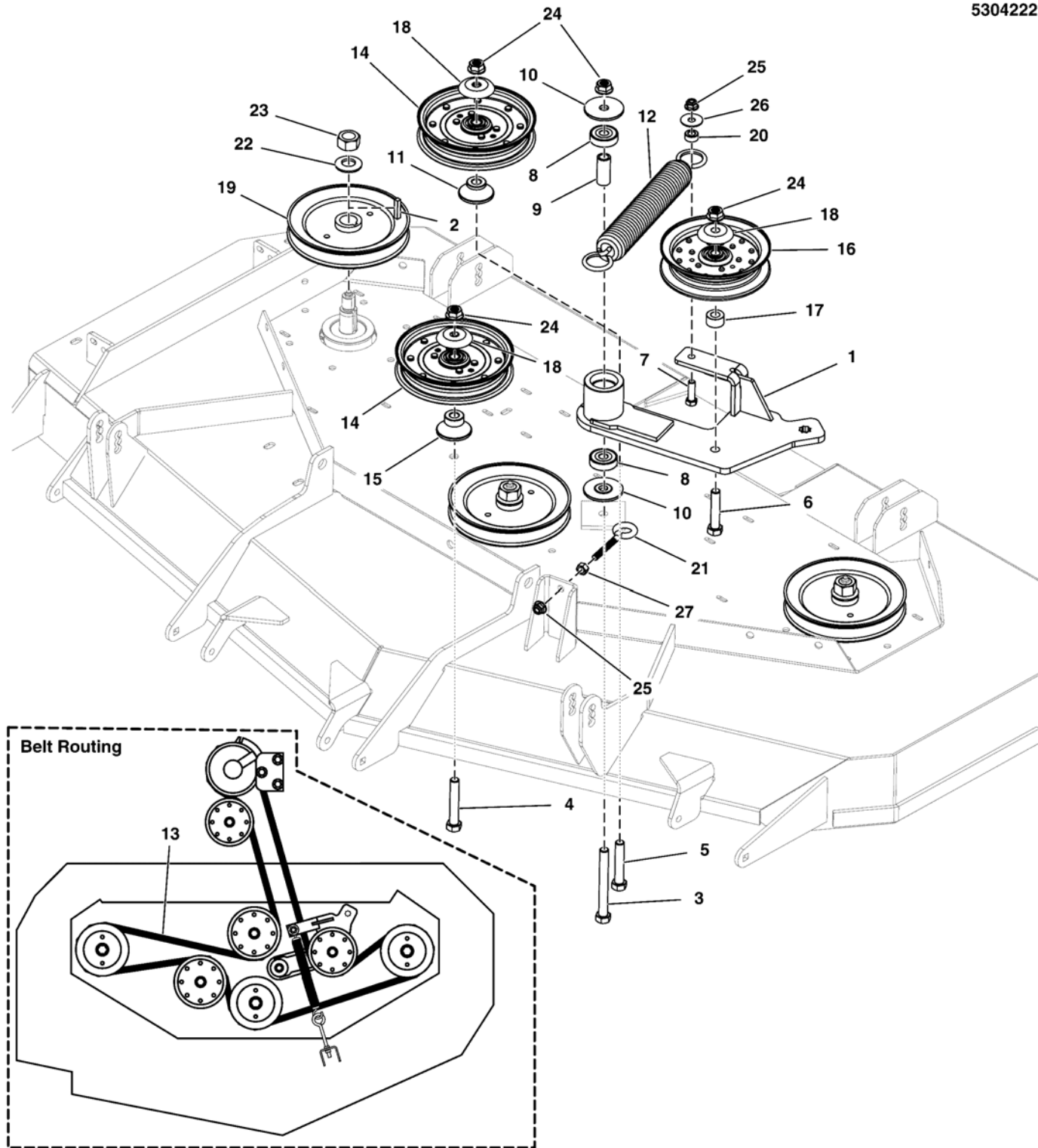
5901476

5901477

# 61" Mower Deck - Pulleys, Belt & Idler Arm

NOTE: Unless noted otherwise, use the standard hardware torque specification chart.

5304222



The above parts group applies to the following Mfg. Nos.:

- 5901475
- 5901477



## 61" Mower Deck - Pulleys, Belt & Idler Arm

REF NO	PART NO.	QTY.	DESCRIPTION
1	5414143A	1	WELD, IDLER ARM - BLK
2	5050407X10	3	KEY, 1/4 SQ X 1-1/4
3	5025017X36	1	BOLT, 1/2-13 X 4-1/2 GD5 CZ
4	5025017X24	1	BOLT, 1/2-13 X 3 GD5 CZ
5	5025017X22	1	BOLT, 1/2-13 X 2-3/4 GD5 CZ
6	5025017X20	1	BOLT, 1/2-13 X 2-1/2 GD5 CZ
7	5025013X10	1	BOLT, 3/8-16 X 1-1/4 GD5 CZ
8	5104383	2	BEARING, 6203-1/2", SEALED
9	5104381	1	SPACER, .510 X .750 X 1.749, CZ
10	5104379	2	SPACER, IDLER ARM, 1/2 X 2.25
11	5104342	1	IDLER MOUNT, .88 HIGH
12	5104166	1	SPRING, EXT, 1.5ODX12.25X.234WIRE BLK
13	5104068	1	BELT, 5V, 207.90"EL, LRG ARAMID, WRP, RC
14	5103800	2	PULLEY, FLAT IDLER, 6-3/4"
15	5103430	1	IDLER MOUNT
16	5102678	1	PULLEY, DEEP V-IDLER, 6.25"OD X 1/2"ID
17	5101162	1	SPACER, .52 X 1.00 X .56, PM, CZ
18	5101103	3	SHIELD, PULLEY BEARING, CZ
19	5100700	3	PULLEY, 6.93 EOD X 25MM, SPLIT
20	5044933	1	SPACER, .39 X .75 X .38, PM, CZ
21	5023497	1	EYE BOLT, 3/8-16 X 5, 2.88THRD, 1EYE, CZ
22	5025406	3	WASHER, 3/4 BELLEVILLE
23	5025405	3	NUT, 3/4-16 HEX
24	5025396	4	NUT, 1/2-13 HEX NYLOCK FLANGE
25	5025394	2	NUT, 3/8-16 HEX NYLOCK FLANGE
26	5025165	1	WASHER-3/8 FENDER
27	5025034	1	NUT, 3/8-16 HEX

### Footnotes

The above parts group applies to the following Mfg. Nos.:

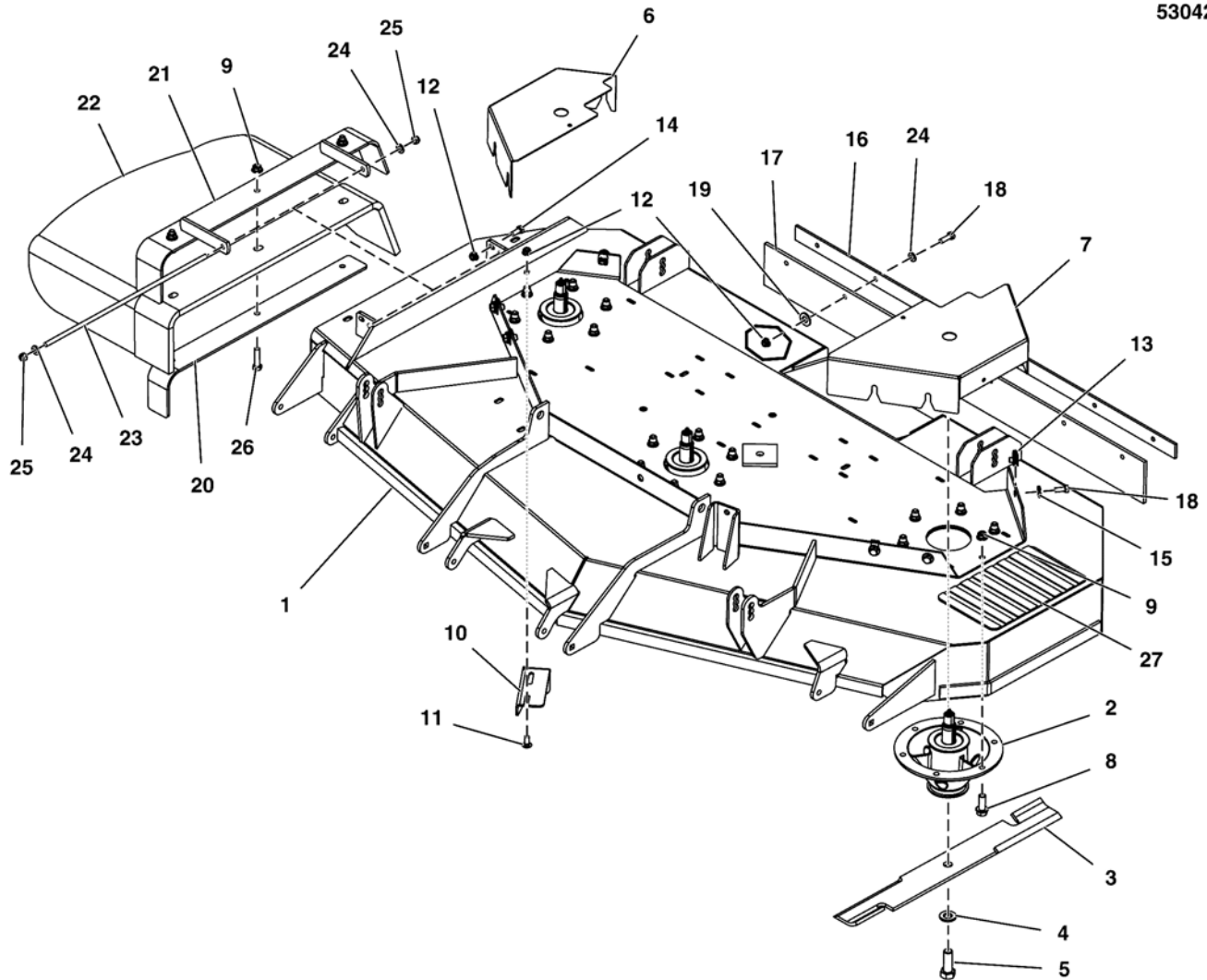
5901475

5901477

## 61" Mower Deck - Housing, Covers, Spindles & Blades (Side Discharge)

NOTE: Unless noted otherwise,  
use the standard hardware torque  
specification chart.

5304225



The above parts group applies to the following Mfg. Nos.:

5901475

## 61" Mower Deck - Housing, Covers, Spindles & Blades (Side Discharge)

REF NO	PART NO.	QTY.	DESCRIPTION
1	5600911	1	DECK SHELL W/ DECALS, 61SD, IS2600Z-DOM (5413818B)
2	5100993	3	SPINDLE, ASSM, CAST IRON - 8.0
3	5101755S	1	BLADE SET, 61 DECK (3) (SV)(Set of 3 Blades)
4	5025477	3	WASHER, BLADE BOLT, 9/16" F436, CZ
5	5025320X14	3	BOLT, 5/8-11 X 1-3/4 GD8
6	5400791B	1	GUARD, 61", RH - RED
7	5414196B	1	GUARD, 61", LH - RED
8	5025390X8	18	BOLT, 3/8-16 X 1, FLANGE, GD 5, CZ
9	5025394	21	NUT, 3/8-16 HEX NYLOCK FLANGE
10	5401344A	1	PLATE, DEFLECTOR - BLK
11	5025145X6	2	BOLT, 5/16-18 X 3/4, CARRIAGE
12	5025392	9	NUT, 5/16-18 HEX NYLOCK FLANGE
13	5022308	6	BODY CLIP, 5/16-18-7GA MATERIAL
14	80003531	1	SCREW, 5/16-18x0.750, GR5, WHIZ-LOCK, ZC
15	5025292	6	WASHER, 5/16 F436 FLAT
16	5405322A	1	PLATE, SUPPORT - BLK
17	5102036	1	FLAP, STRIPER, 61 DECK
18	5025011X8	12	BOLT, 5/16-18 X 1 GD5 CZ
19	5025498	2	5/16 PUSH-ON NUT RETAINER, STL, CZ
20	5413385A	1	SUPPORT, DISCHARGE CHUTE - BLK
21	5413387A	1	WELD, MOUNT, DISCHARGE CHUTE - BLK
22	5413499	1	CHUTE, RUBBER DISCHARGE (5104442)
23	5061300	1	ROD, MOUNT, CHUTE 61, CZ
24	5025155	8	WASHER, 5/16 SAE
25	5025045	2	NUT, 5/16-24 HEX NYLON LOCK
26	5025146X12	3	BOLT, 3/8-16 X 1-1/2, CARRIAGE, GD5, CZ
27	5101005	1	SAFETY WALK, 9.75 X 6.00

### Footnotes

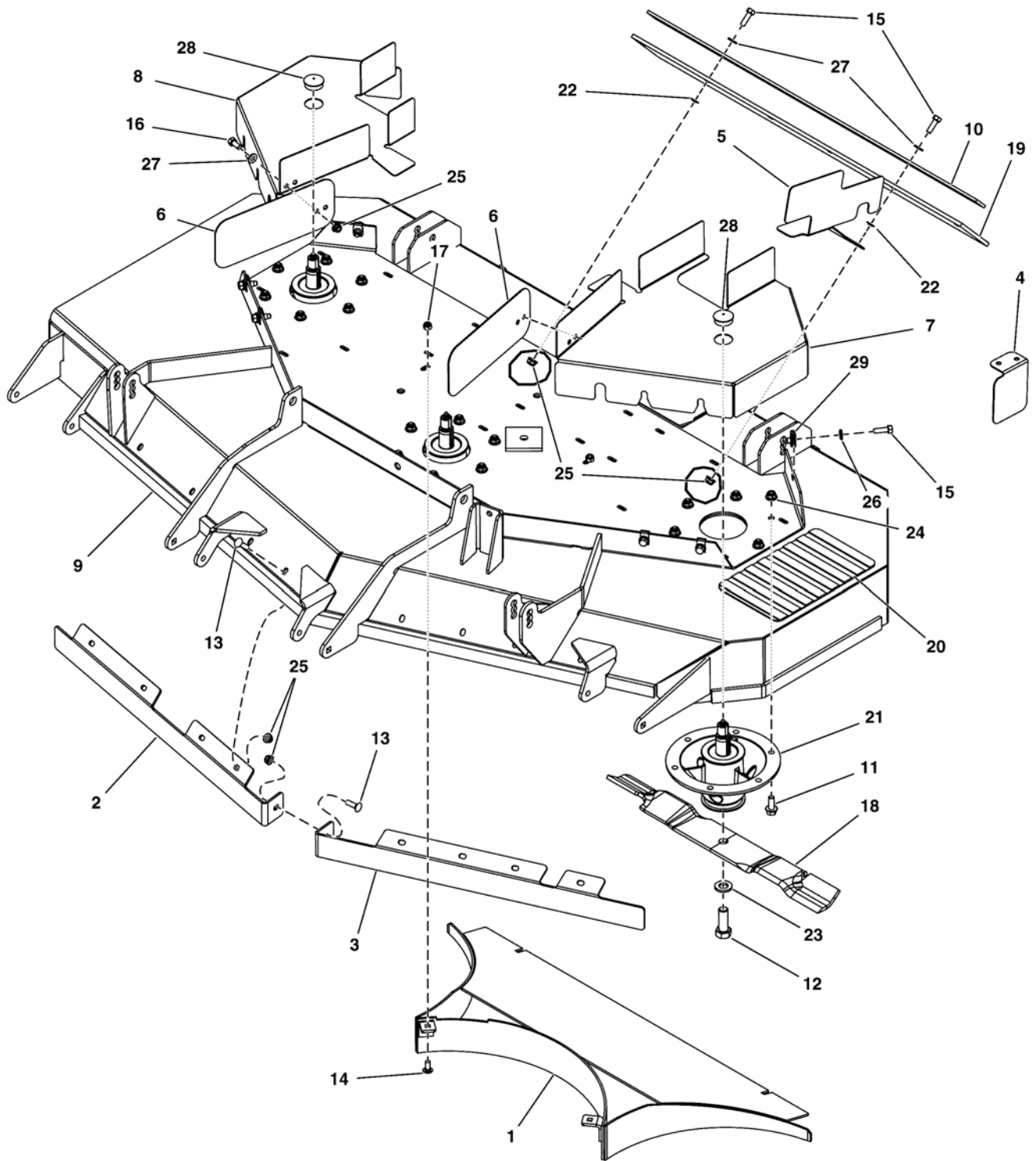
The above parts group applies to the following Mfg. Nos.:

5901475

## 61" Mower Deck - Housing, Covers, Spindles & Blades (Rear Discharge)

NOTE: Unless noted otherwise,  
use the standard hardware torque  
specification chart.

5304438



The above parts group applies to the following Mfg. Nos.:

5901477

## 61" Mower Deck - Housing, Covers, Spindles & Blades (Rear Discharge)

REF NO	PART NO.	QTY.	DESCRIPTION
1	5414787A	1	WELD, REAR BAFFLE, 61RD, SHRT - BLK
2	5414758B	1	BAFFLE, BLOWOUT, 61 ICD, RH - RED
3	5414757B	1	BAFFLE, BLOWOUT, 61 ICD, LH - RED
4	5414541B	1	PLATE,DECK BELT GUARD,REAR,RH,61 CE -RED (Bolts to bottom side of rear suspension cradle and secure by same hardware as LH hydraulic tank mount.)
5	5414540B	1	PLATE, DECK BELT GUARD,LH REAR,IS2600 EU
6	5414514B	2	PLATE, GUARD, DECK - IS2600Z EU - RED
7	5414466B	1	PLATE, GUARD, LH DECK - IS2600Z EU - RED
8	5414465B	1	PLATE, GUARD, RH DECK - IS2600Z EU - RED
9	5600939	1	DECK SHELL W/DECALS,61RDCE,2600,5413819B
10	5405238A	1	PLATE, SUPPORT - BLK
11	5025390X8	18	BOLT, 3/8-16 X 1, FLANGE, GD 5, CZ
12	5025320X14	3	BOLT, 5/8-11 X 1-3/4 GD8
13	5025145X8	8	BOLT, 5/16-18 X 1, CARRIAGE
14	5025145X6	4	BOLT, 5/16-18 X 3/4, CARRIAGE
15	5025011X8	12	BOLT, 5/16-18 X 1 GD5 CZ
16	5025011X6	4	BOLT, 5/16-18 X 3/4 GD5 CZ
17	80003675	4	NUT, 5/16-18, HEX, CNTR LK,ZINC PHOS/OIL
18	5103305S	1	BLADE, SET, MULCH, 61 DECK (Set of 3 blades)
19	5102015	1	FLAP, STRIPER, 52 DECK
20	5101005	1	SAFETY WALK, 9.75 X 6.00
21	5100993	3	SPINDLE, ASSM, CAST IRON - 8.0
22	5025498	2	5/16 PUSH-ON NUT RETAINER, STL, CZ
23	5025477	3	WASHER, BLADE BOLT, 9/16" F436, CZ
24	5025394	18	NUT, 3/8-16 HEX NYLOCK FLANGE
25	5025392	19	NUT, 5/16-18 HEX NYLOCK FLANGE
26	5025292	6	WASHER, 5/16 F436 FLAT
27	5025155	10	WASHER, 5/16 SAE
28	5023484	2	PLUG, PANEL, 1.25 - BLACK
29	5022308	6	BODY CLIP, 5/16-18-7GA MATERIAL

### Footnotes

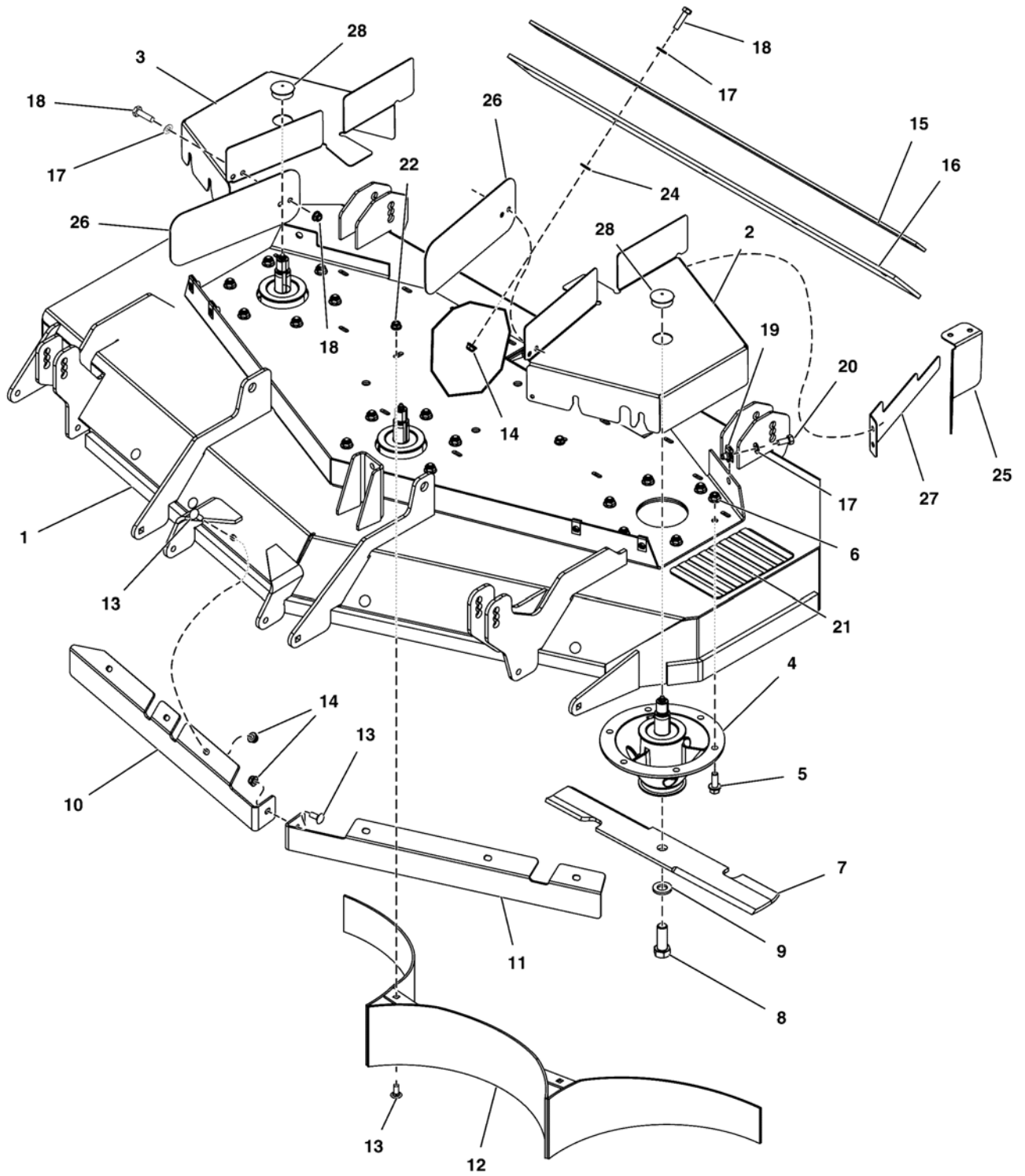
The above parts group applies to the following Mfg. Nos.:

5901477

## 52" Mower Deck - Housing, Covers, Spindles & Blades (Rear Discharge)

NOTE: Unless noted otherwise,  
use the standard hardware torque  
specification chart.

5304443



The above parts group applies to the following Mfg. Nos.:

5901476

## 52" Mower Deck - Housing, Covers, Spindles & Blades (Rear Discharge)

REF NO	PART NO.	QTY.	DESCRIPTION
1	5600938	1	DECK SHELL W/DECALS,52RDCE,2600,5414519B
2	5414641B	1	PLATE, GUARD, DECK, LH, 52 CE - RED
3	5414640B	1	PLATE, GUARD, DECK, RH, 52 CE - RED
4	5100993	3	SPINDLE, ASSM, CAST IRON - 8.0
5	5025390X8	18	BOLT, 3/8-16 X 1, FLANGE, GD 5, CZ
6	5025394	18	NUT, 3/8-16 HEX NYLOCK FLANGE
7	5103304S	1	BLADE SET, MULCH, 52 DECK (Set of 3 blades)
8	5025320X14	3	BOLT, 5/8-11 X 1-3/4 GD8
9	5025477	3	WASHER, BLADE BOLT, 9/16" F436, CZ
10	5414590B	1	BAFFLE, FRONT DISCHARGE RH - RED
11	5414591B	1	BAFFLE, FRONT DISCHARGE LH - RED
12	5414603A	1	WELD, REAR BAFFLE, SHRT - BLK
13	5025145X6	4	BOLT, 5/16-18 X 3/4, CARRIAGE
14	5025392	18	NUT, 5/16-18 HEX NYLOCK FLANGE
15	5402475A	1	PLATE, FLAP RETAINER, 2000 RD - BLK
16	5402474	1	FLAP, 2000 REAR DISCHARGE
17	5025155	11	WASHER, 5/16 SAE
18	5025011X8	11	BOLT, 5/16-18 X 1 GD5 CZ
19	5022308	6	BODY CLIP, 5/16-18-7GA MATERIAL
20	5025011X6	6	BOLT, 5/16-18 X 3/4 GD5 CZ
21	5101005	1	SAFETY WALK, 9.75 X 6.00
22	80003675	4	NUT, 5/16-18, HEX, CNTR LK,ZINC PHOS/OIL
23	5025145X8	7	BOLT, 5/16-18 X 1, CARRIAGE
24	5025498	2	5/16 PUSH-ON NUT RETAINER, STL, CZ
25	5414946B	1	PLATE,DECK BELT GUARD,REAR,RH 52CE - RED (Bolts to bottom side of rear suspension cradle and secure by same hardware as LH hydraulic tank mount.)
26	5414514B	2	PLATE, GUARD, DECK - IS2600Z EU - RED
27	5414945B	1	PLATE,DECK BELT GUARD,REAR,LH 52CE - RED
28	5023484	1	PLUG, PANEL, 1.25 - BLACK

### Footnotes

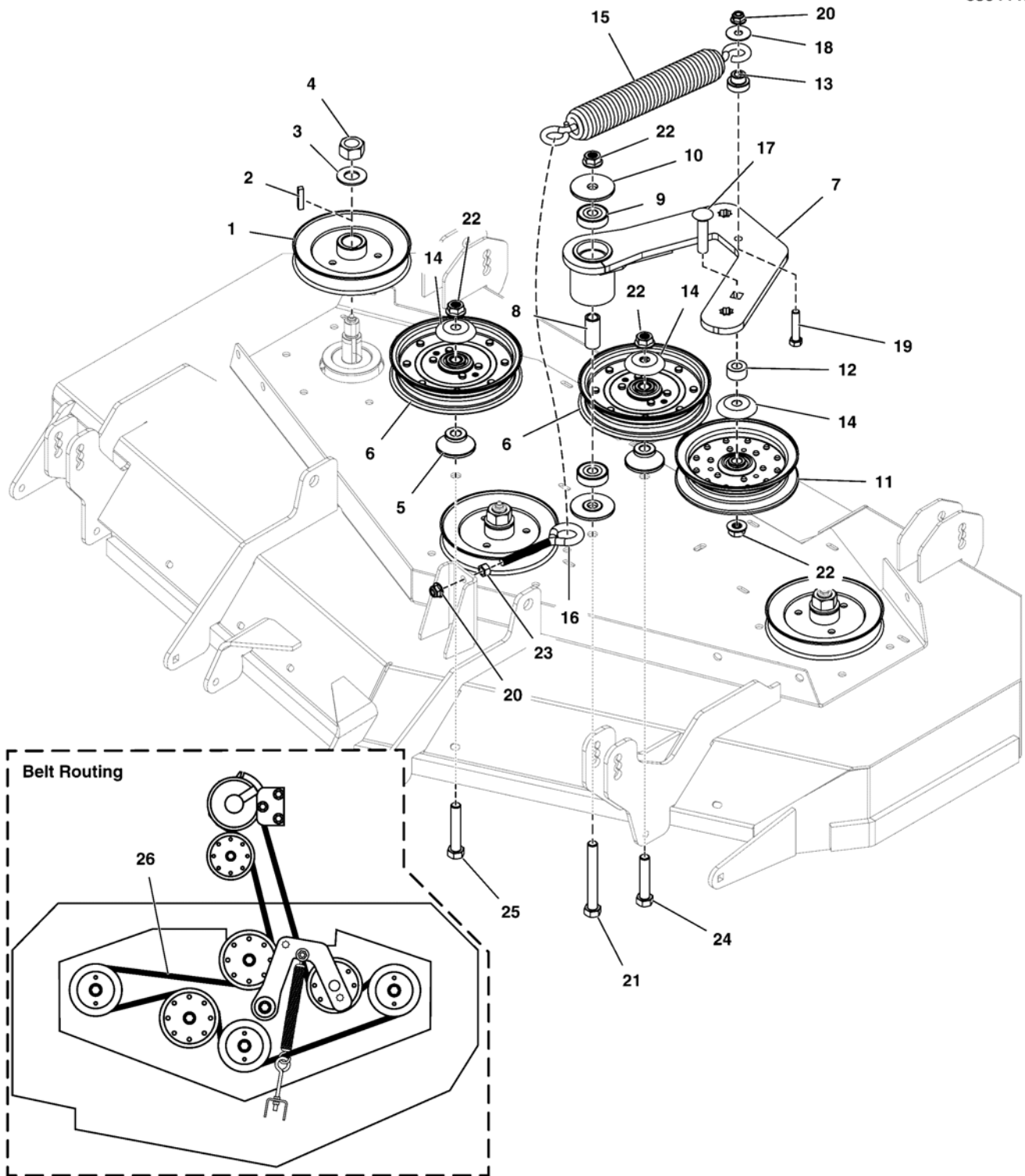
The above parts group applies to the following Mfg. Nos.:

5901476

## 52" Mower Deck - Pulleys, Belt & Idler Arm

NOTE: Unless noted otherwise,  
use the standard hardware torque  
specification chart.

5304447



The above parts group applies to the following Mfg. Nos.:  
5901476



## 52" Mower Deck - Pulleys, Belt & Idler Arm

REF NO	PART NO.	QTY.	DESCRIPTION
1	5101351	3	PULLEY, 5.926OB X .985ID, SINGLE B-SEC
2	5050407X10	3	KEY, 1/4 SQ X 1-1/4
3	5025406	3	WASHER, 3/4 BELLEVILLE
4	5025405	3	NUT, 3/4-16 HEX
5	5104342	2	IDLER MOUNT, .88 HIGH
6	5103800	2	PULLEY, FLAT IDLER, 6-3/4"
7	5414660A	1	WELD, IDLER ARM, 52" - BLK
8	5104381	1	SPACER, .510 X .750 X 1.749, CZ
9	5104383	2	BEARING, 6203-1/2", SEALED
10	5104379	2	SPACER, IDLER ARM, 1/2 X 2.25
11	5102678	1	PULLEY, DEEP V-IDLER, 6.25"OD X 1/2"ID
12	5101162	1	SPACER, .52 X 1.00 X .56, PM, CZ
13	5102406	1	SPACER, .38 X 1.13 X .781 STEP, CZ
14	5101103	3	SHIELD, PULLEY BEARING, CZ
15	5104166	1	SPRING, EXT, 1.5ODX12.25X.234WIRE BLK
16	5025429	1	EYE BOLT, 3/8-16 X 4, 2.13THRD, 1 EYE,CZ
17	5025324X18	1	BOLT, CARRIAGE, 1/2-13 X 2-1/4", GD5 CZ
18	5025165	1	WASHER-3/8 FENDER
19	5025013X14	1	BOLT, 3/8-16 X 1-3/4 GD5 CZ
20	5025394	2	NUT, 3/8-16 HEX NYLOCK FLANGE
21	5025017X32	1	BOLT, 1/2-13 X 4 GD5 CZ
22	5025396	4	NUT, 1/2-13 HEX NYLOCK FLANGE
23	5025034	1	NUT, 3/8-16 HEX
24	5025017X20	1	BOLT, 1/2-13 X 2-1/2 GD5 CZ
25	5025017X22	1	BOLT, 1/2-13 X 2-3/4 GD5 CZ
26	5104059	1	BELT, 5V, 193.90"EL, LRG ARAMID, WRP, RC

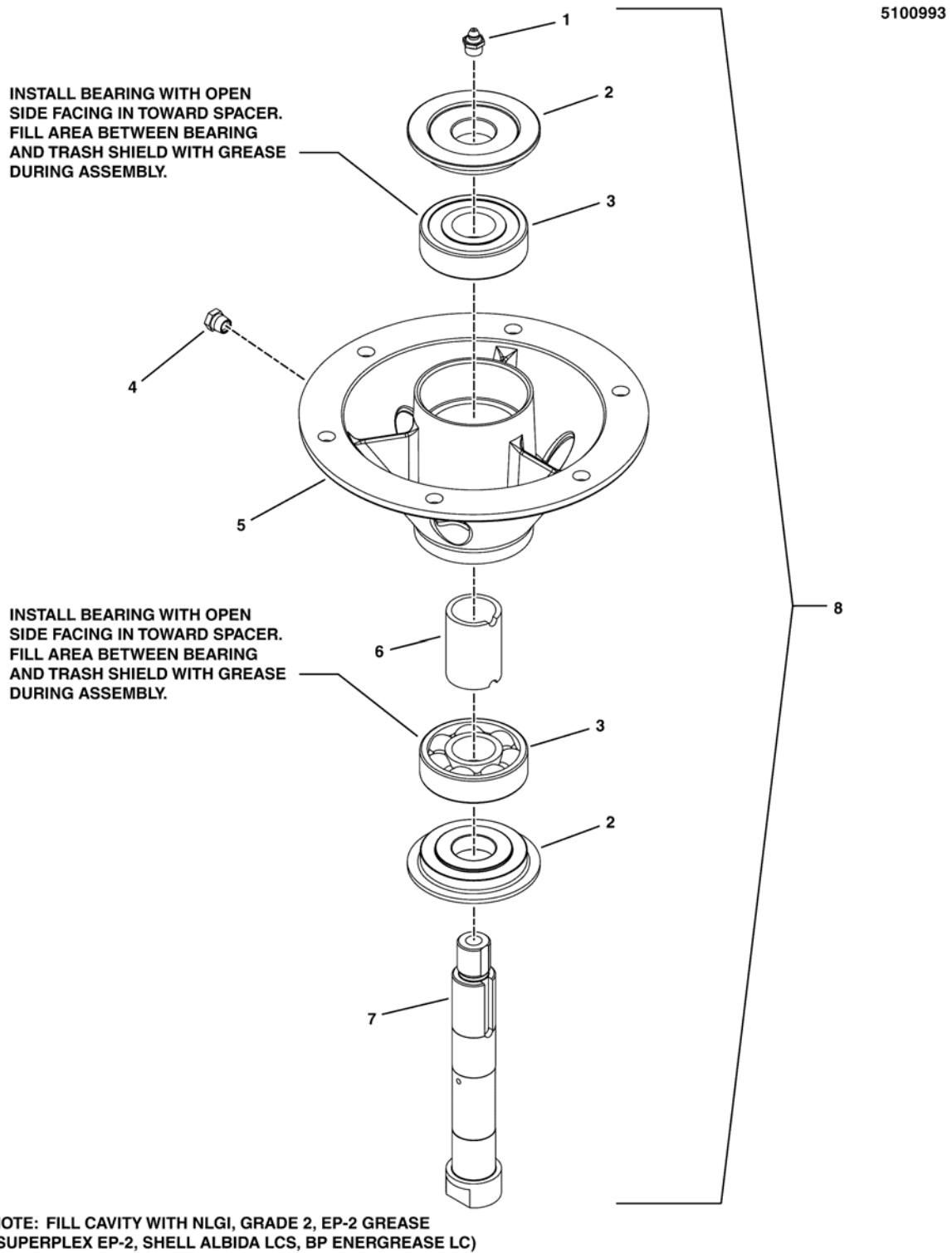
### Footnotes

The above parts group applies to the following Mfg. Nos.:

5901476

## Spindle Service Parts - 5100993

NOTE: Unless noted otherwise,  
use the standard hardware torque  
specification chart.



The above parts group applies to the following Mfg. Nos.:

5901475

### Spindle Service Parts - 5100993

REF NO	PART NO.	QTY.	DESCRIPTION
1	5023329	1	FITTING
2	5049793	2	SHIELD, TRASH
3	5023330	2	BEARING, .98 X 2.44 X .67
4	5023296	1	FITTING, RELIEF, 1-5 PSI
5	5101048	1	HOUSING, SPINDLE, BOTTOM MOUNT SM
6	5061099	1	SPACER
7	5061098	1	SHAFT, SPINDLE
8	5100993	1	SPINDLE ASSM, CAST IRON 8.0-6 BOLT (Includes Ref No. 1 - 7)

Not for  
Reproduction

#### Footnotes

---

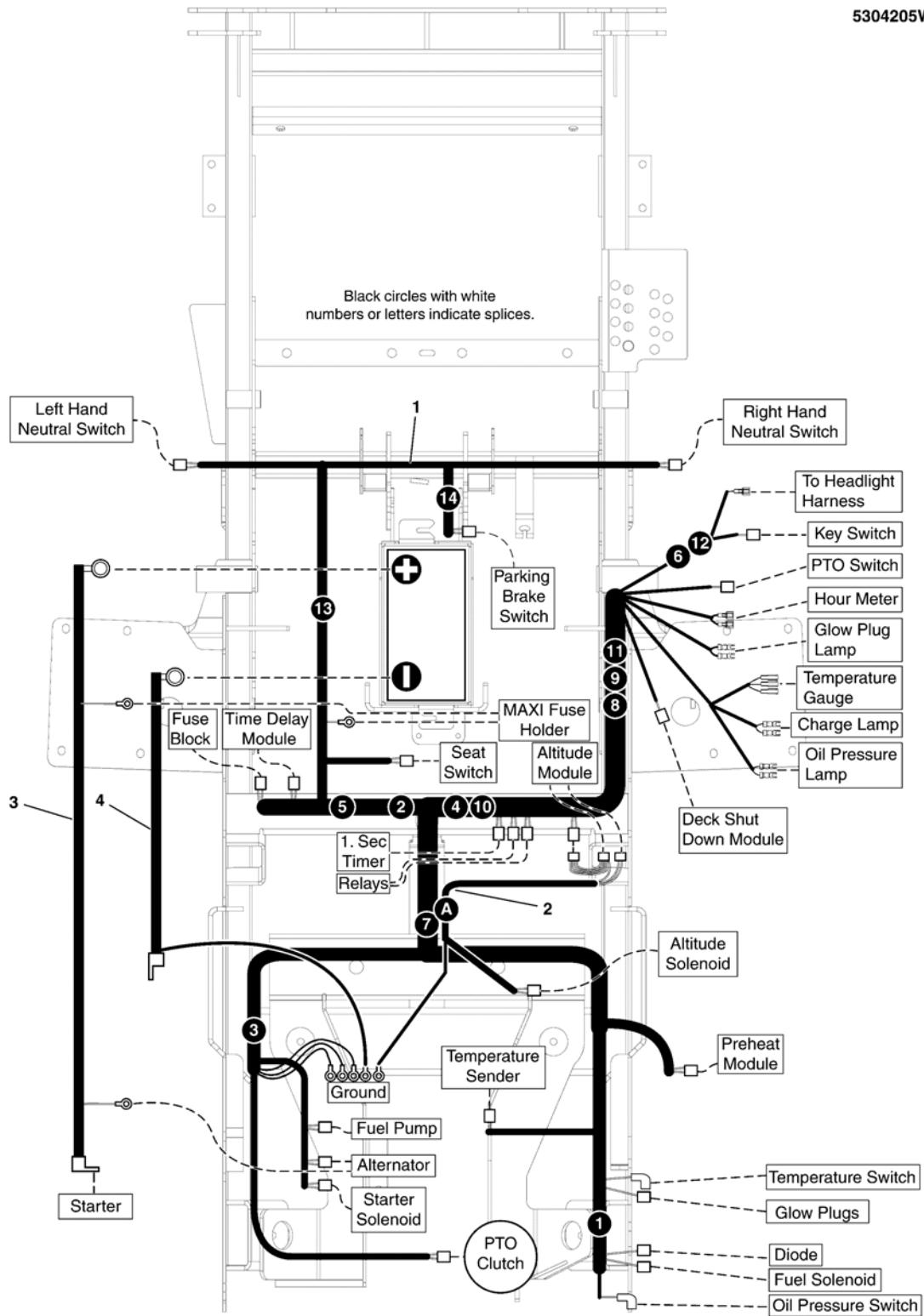
The above parts group applies to the following Mfg. Nos.:

5901475

# Electrical Group - Wire Schematic Layout

NOTE: Unless noted otherwise, use the standard hardware torque specification chart.

5304205WL



The above parts group applies to the following Mfg. Nos.:

- 5901475
- 5901476
- 5901477

## **Electrical Group - Wire Schematic Layout**

<b>REF NO</b>	<b>PART NO.</b>	<b>QTY.</b>	<b>DESCRIPTION</b>
1	5414396	1	WIRE HARNESS, MAIN, IS2600
2	5104691	1	WIRE HARNESS, ALTITUDE/SOLENOID, IS2600
3	5414392	1	ASSEMBLY, POS BATTERY CABLE, IS2600
4	5104604	1	BATTERY CABLE, NEG

Not for  
Reproduction

### **Footnotes**

---

**The above parts group applies to the following Mfg. Nos.:**

5901475

5901476

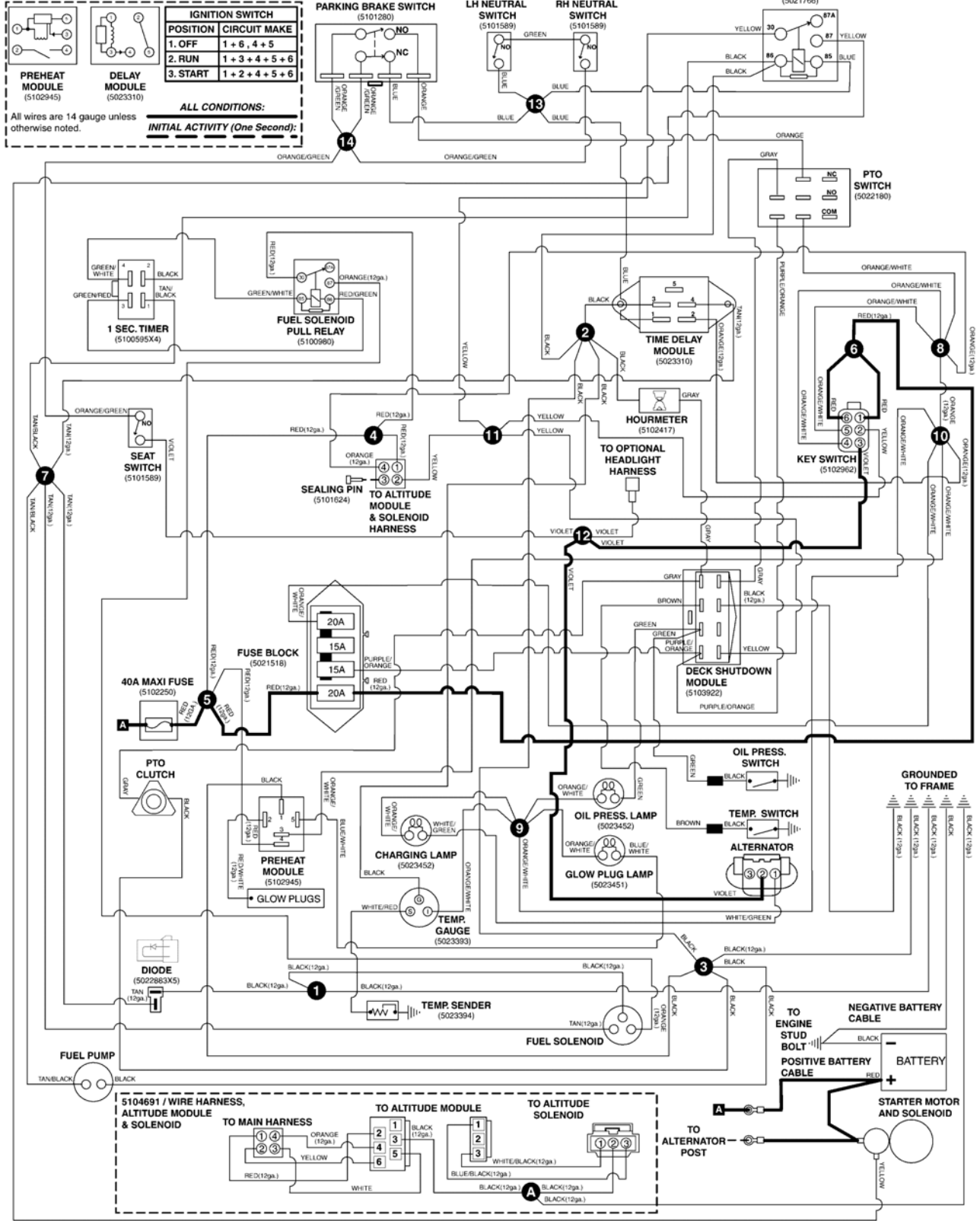
5901477

# Electrical Schematic - Charging Circuit

## 5414396 / IS2600Z MAIN WIRE HARNESS - YANMAR 3TNM74F ENGINES

5414396C

(If internal schematic of the switch is not shown, the image of the switch represents the back view of the connector as it is connected to the switch.)



The above parts group applies to the following Mfg. Nos.:

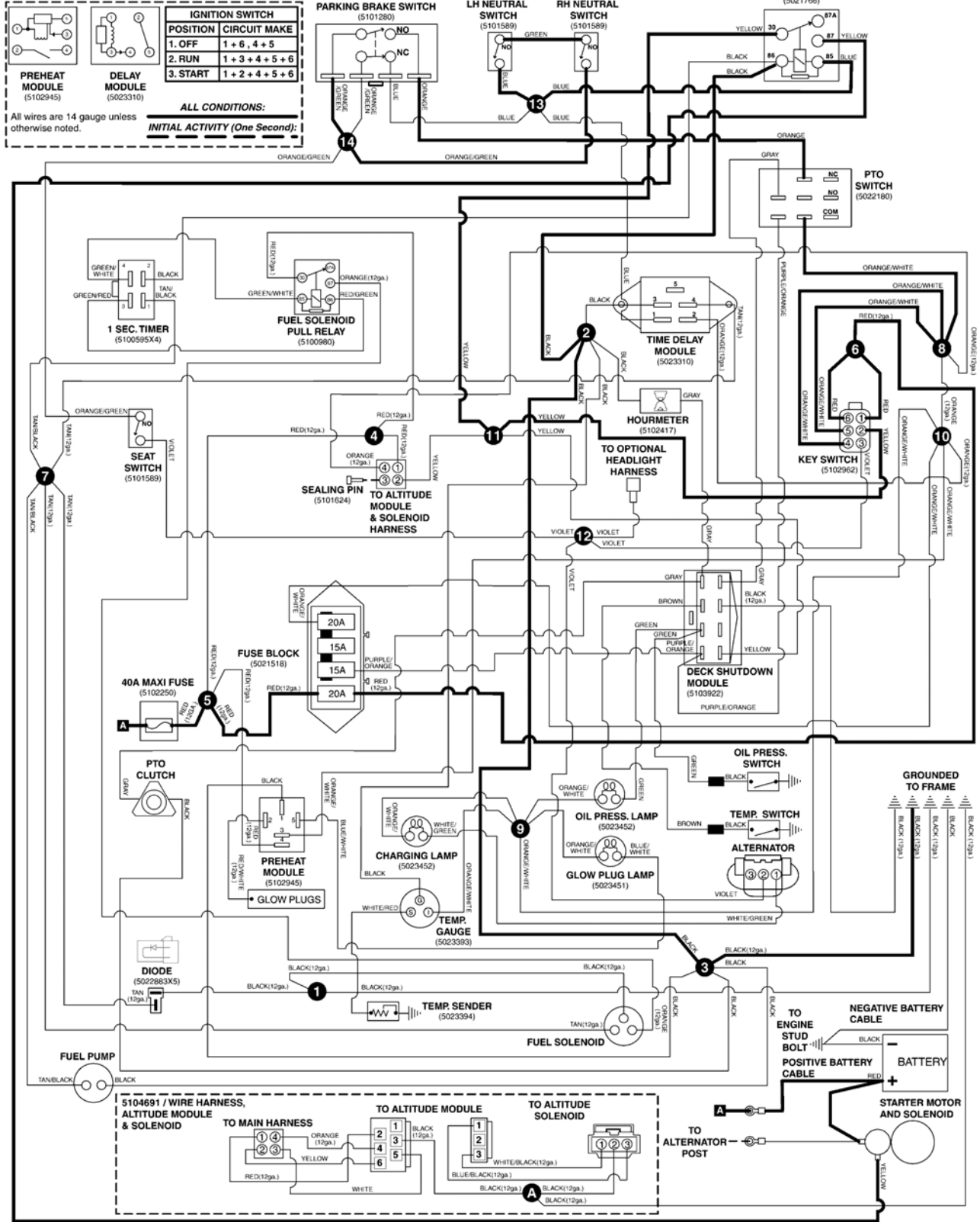
- 5901475 - IS
- 5901476 - IS
- 5901477 - IS

# Electrical Schematic - Cranking Circuit

## 5414396 / IS2600Z MAIN WIRE HARNESS - YANMAR 3TNM74F ENGINES

5414396R

(If internal schematic of the switch is not shown, the image of the switch represents the back view of the connector as it is connected to the switch.)



The above parts group applies to the following Mfg. Nos.:

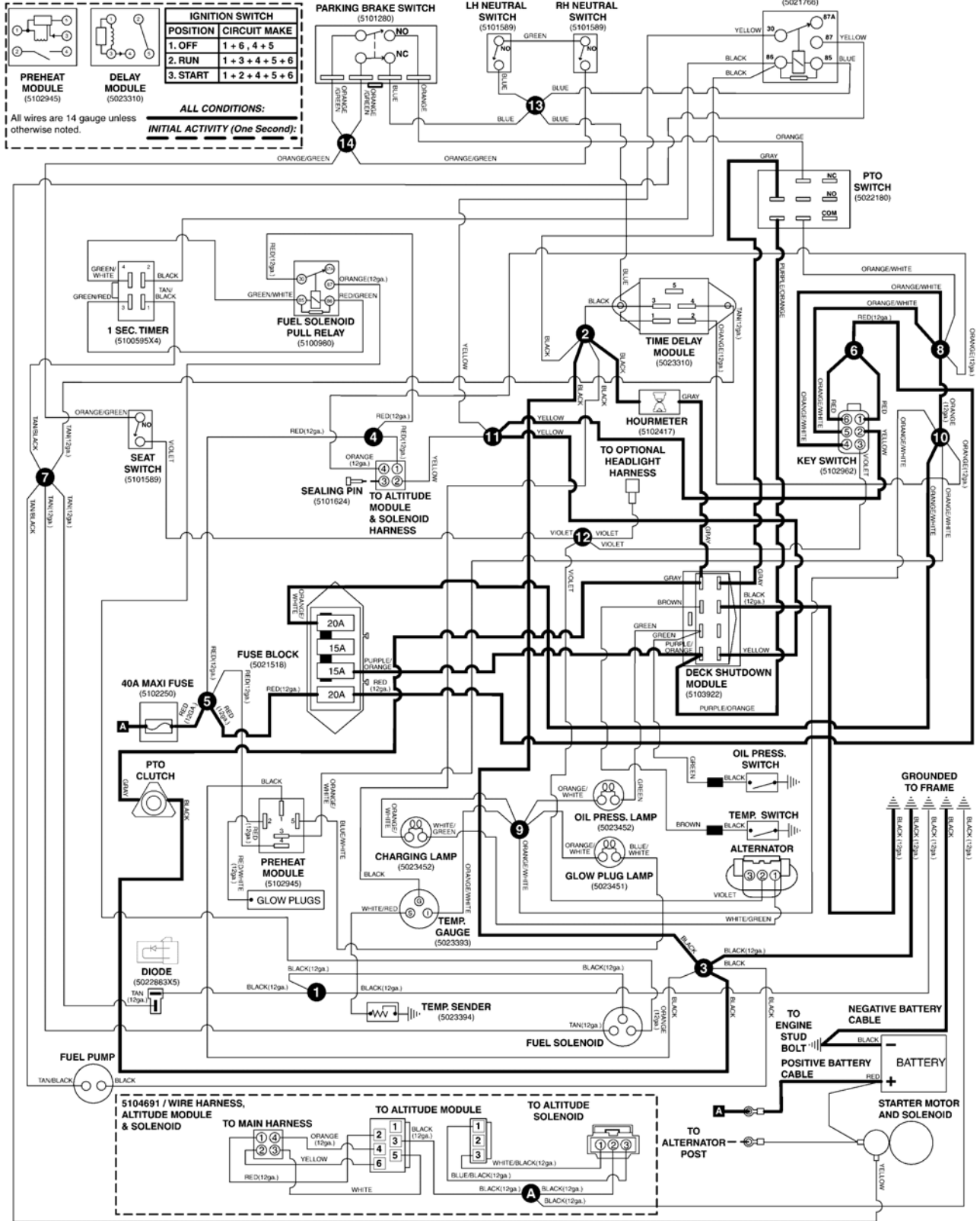
- 5901475 - IS
- 5901476 - IS
- 5901477 - IS

# Electrical Schematic - PTO & Hourmeter Circuit

5414396P

## 5414396 / IS2600Z MAIN WIRE HARNESS - YANMAR 3TNM74F ENGINES

(If internal schematic of the switch is not shown, the image of the switch represents the back view of the connector as it is connected to the switch.)



The above parts group applies to the following Mfg. Nos.:

- 5901475 - IS
- 5901476 - IS
- 5901477 - IS

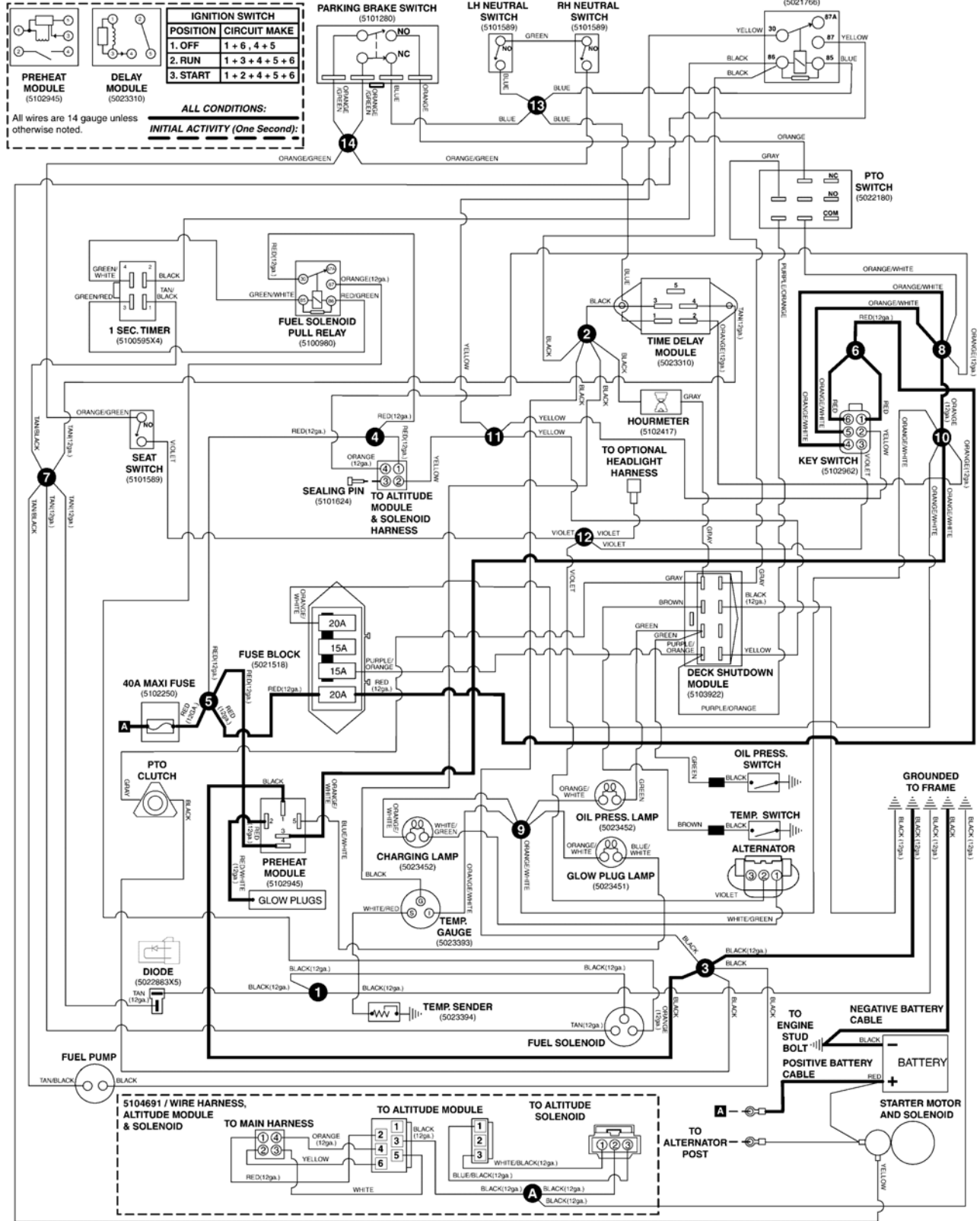


# Electrical Schematic - Glow Plug Heat Circuit

## 5414396 / IS2600Z MAIN WIRE HARNESS - YANMAR 3TNM74F ENGINES

5414396H

(If internal schematic of the switch is not shown, the image of the switch represents the back view of the connector as it is connected to the switch.)



The above parts group applies to the following Mfg. Nos.:

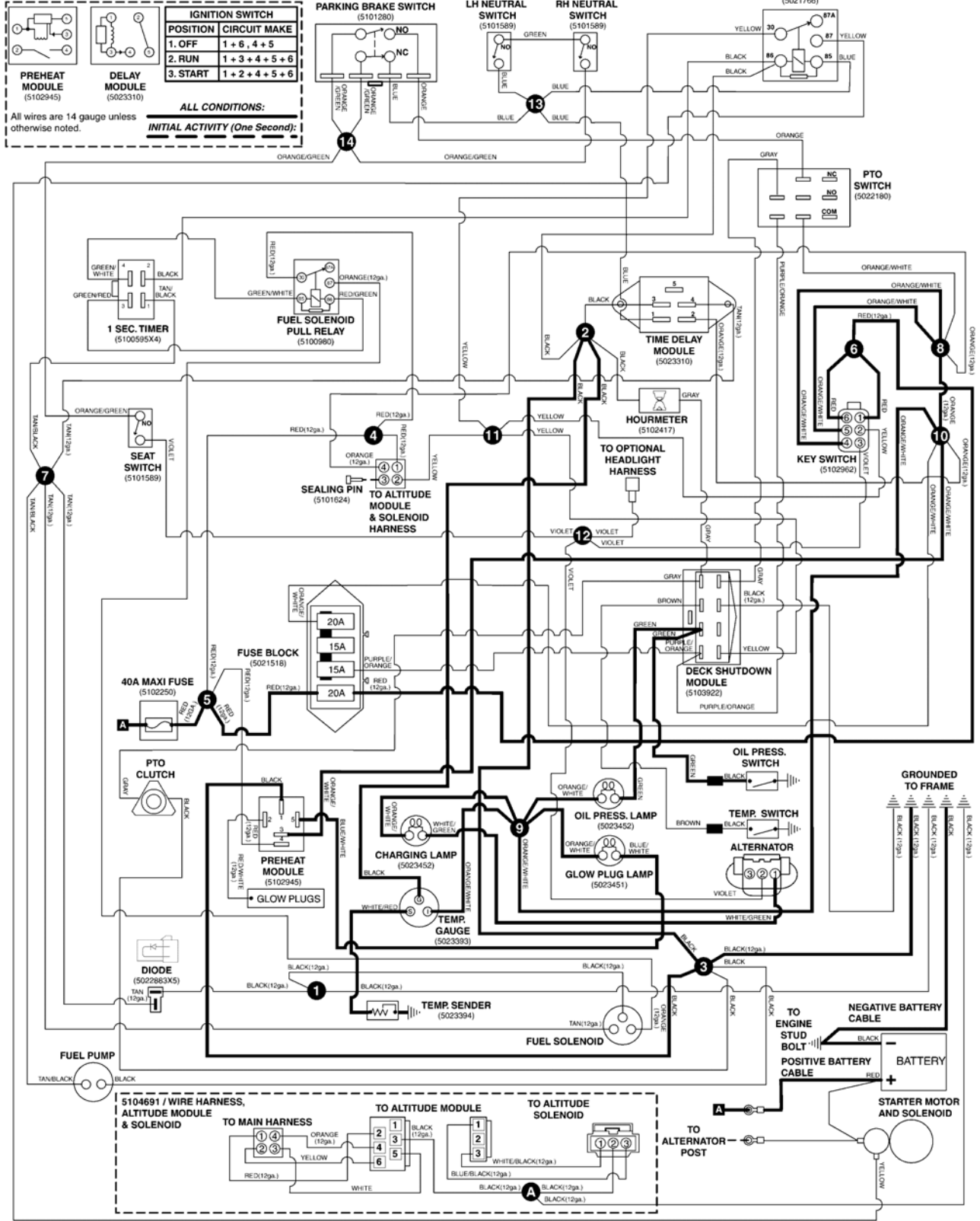
- 5901475 - IS
- 5901476 - IS
- 5901477 - IS

# Electrical Schematic - Guages & Lamps Circuit

## 5414396 / IS2600Z MAIN WIRE HARNESS - YANMAR 3TNM74F ENGINES

5414396G

(If internal schematic of the switch is not shown, the image of the switch represents the back view of the connector as it is connected to the switch.)



The above parts group applies to the following Mfg. Nos.:

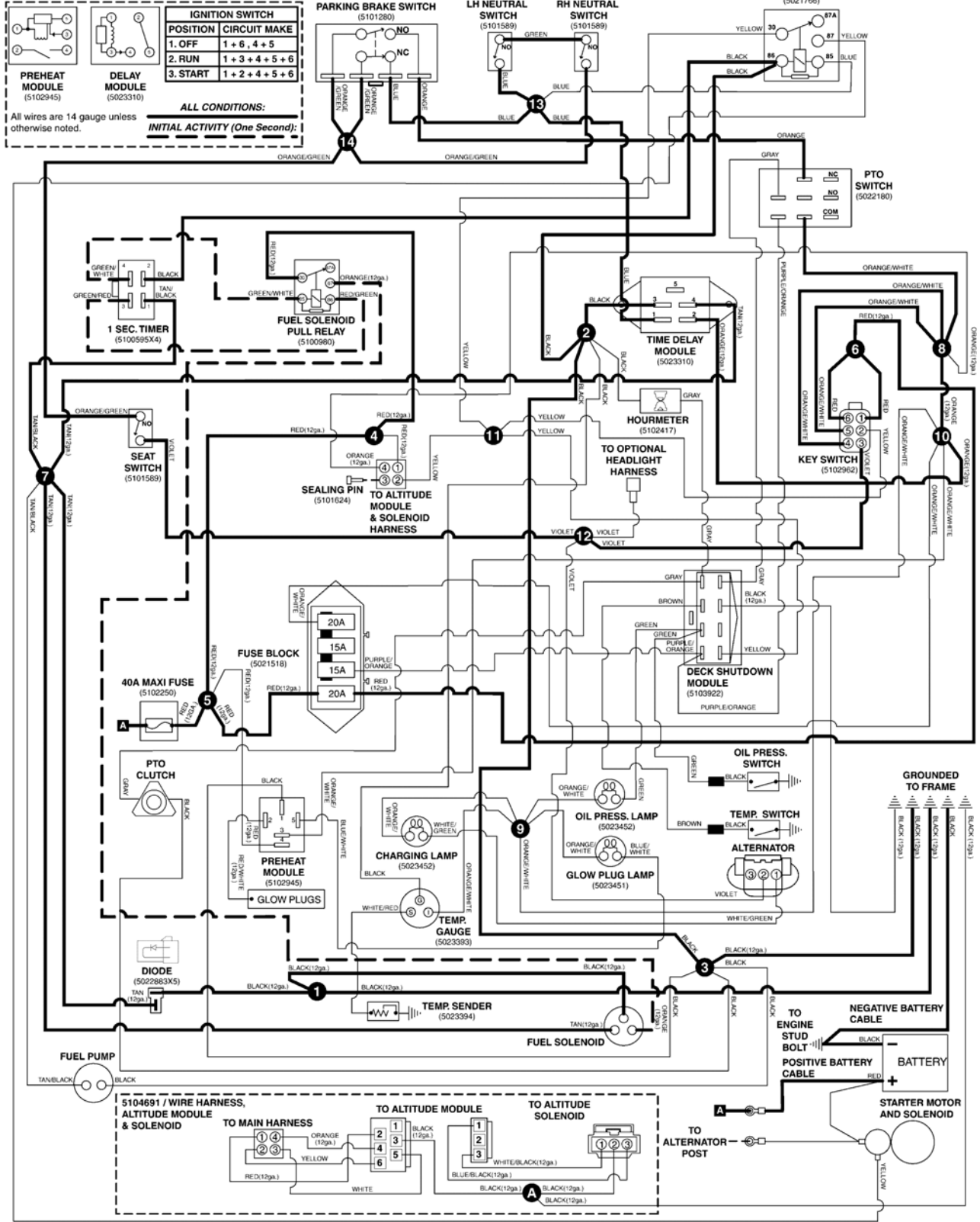
- 5901475 - IS
- 5901476 - IS
- 5901477 - IS

# Electrical Schematic - Op. Pres./Safety Circuit Circuit

## 5414396 / IS2600Z MAIN WIRE HARNESS - YANMAR 3TNM74F ENGINES

5414396S

(If internal schematic of the switch is not shown, the image of the switch represents the back view of the connector as it is connected to the switch.)



The above parts group applies to the following Mfg. Nos.:

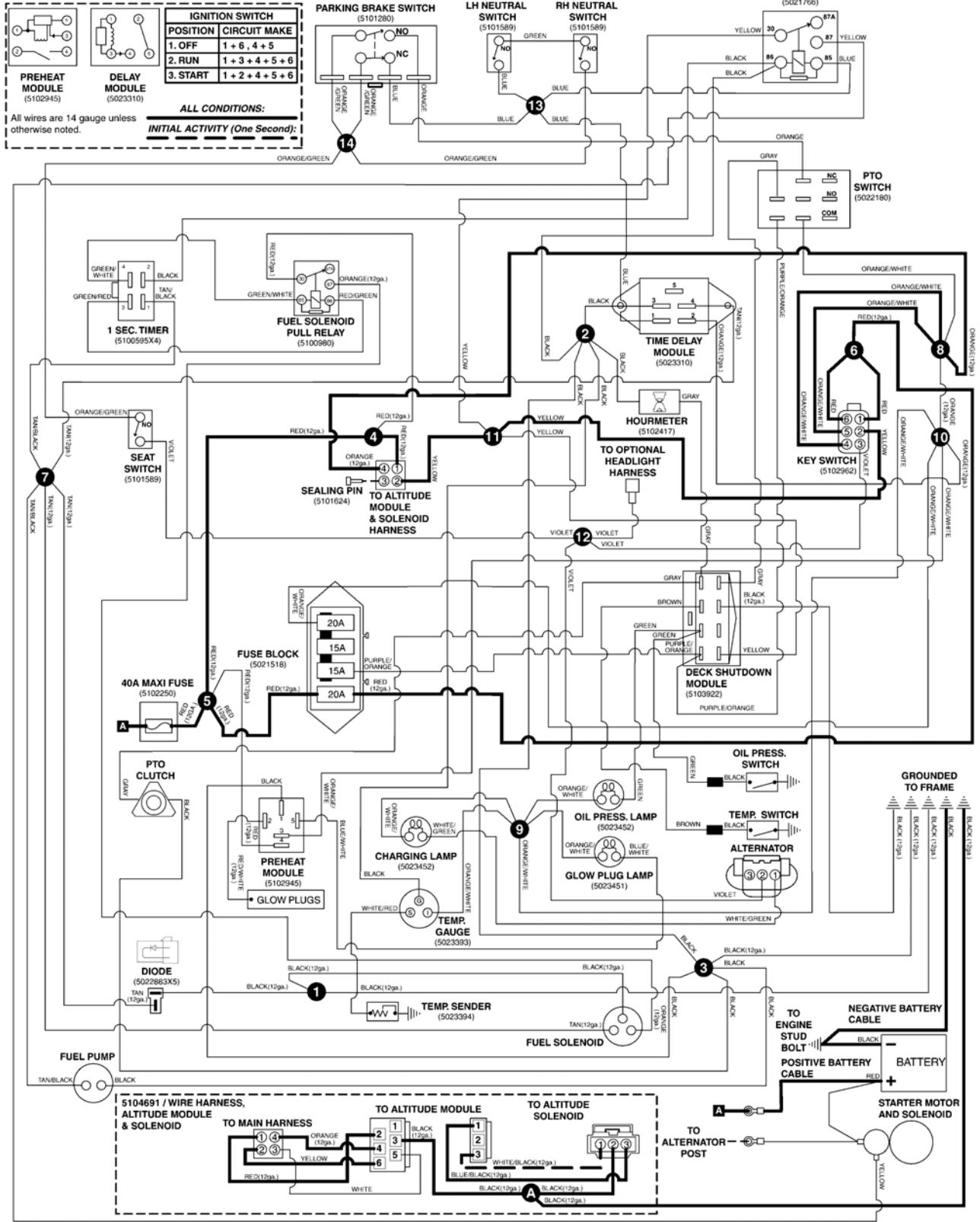
- 5901475 - IS
- 5901476 - IS
- 5901477 - IS

# Electrical Schematic - Altitude Solenoid Circuit Circuit

5414396A

## 5414396 / IS2600Z MAIN WIRE HARNESS - YANMAR 3TNM74F ENGINES

(If internal schematic of the switch is not shown, the image of the switch represents the back view of the connector as it is connected to the switch.)



The above parts group applies to the following Mfg. Nos.:

- 5901475 - IS
- 5901476 - IS
- 5901477 - IS

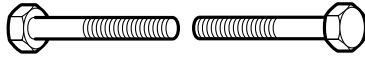


Not for  
Reproduction

# Hardware Identification & Torque Specifications

## Common Hardware Types

Hex Head Capscrew



Washer



Carriage Bolt



Lockwasher



Hex Nut

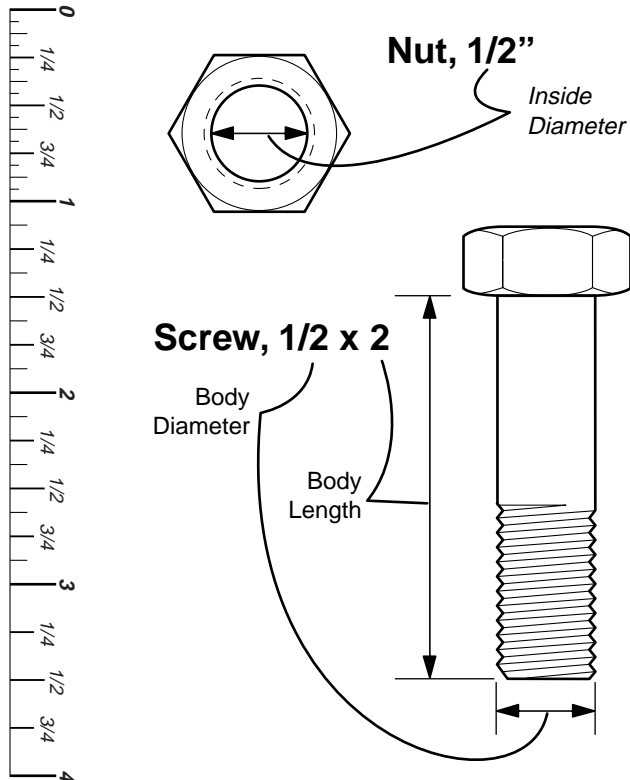


## Standard Hardware Sizing

When a washer or nut is identified as  $1/2''$ , this is the *Nominal size*, meaning the *inside diameter* is  $1/2$  inch; if a second number is present it represents the *threads per inch*

When bolt or capscrew is identified as  $1/2 - 16 \times 2''$ , this means the *Nominal size*, or *body diameter* is  $1/2$  inch; the second number represents the *threads per inch* (16 in this example, and the final number is the *body length* of the bolt or screw (in this example 2 inches long).

*The guides and ruler furnished below are designed to help you select the appropriate hardware and tools.*



## Torque Specification Chart

FOR STANDARD MACHINE HARDWARE (Tolerance  $\pm 20\%$ )

Hardware Grade	No Marks SAE Grade 2		SAE Grade 5		SAE Grade 8	
	in/lbs ft/lbs	Nm.	in/lbs ft/lbs	Nm.	in/lbs ft/lbs	Nm.
8-32	19	2.1	30	3.4	41	4.6
8-36	20	2.3	31	3.5	43	4.9
10-24	27	3.1	43	4.9	60	6.8
10-32	31	3.5	49	5.5	68	7.7
1/4-20	66	7.6	8	10.9	12	16.3
1/4-28	76	8.6	10	13.6	14	19.0
5/16-18	11	15.0	17	23.1	25	34.0
5/16-24	12	16.3	19	25.8	27	34.0
3/8-16	20	27.2	30	40.8	45	61.2
3/8-24	23	31.3	35	47.6	50	68.0
7/16-14	30	40.8	50	68.0	70	95.2
7/16-20	35	47.6	55	74.8	80	108.8
1/2-13	50	68.0	75	102.0	110	149.6
1/2-20	55	74.8	90	122.4	120	163.2
9/16-12	65	88.4	110	149.6	150	204.0
9/16-18	75	102.0	120	163.2	170	231.2
5/8-11	90	122.4	150	204.0	220	299.2
5/8-18	100	136	180	244.8	240	326.4
3/4-10	160	217.6	260	353.6	386	525.0
3/4-16	180	244.8	300	408.0	420	571.2
7/8-9	140	190.4	400	544.0	600	816.0
7/8-14	155	210.8	440	598.4	660	897.6
1-8	220	299.2	580	788.8	900	1,244.0
1-12	240	326.4	640	870.4	1,000	1,360.0


### NOTES

- These torque values are to be used for all hardware excluding: locknuts, self-tapping screws, thread forming screws, sheet metal screws and socket head setscrews.
- Recommended seating torque values for locknuts:
  - for prevailing torque locknuts - use 65% of grade 5 torques.
  - for flange whizlock nuts and screws - use 135% of grade 5 torques.
- Unless otherwise noted on assembly drawings, all torque values must meet this specification.

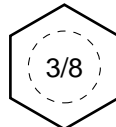
## Wrench & Fastener Size Guide




$1/4''$  Bolt or Nut  
Wrench— $7/16''$



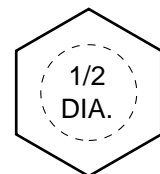
$5/16''$  Bolt or Nut  
Wrench— $1/2''$



$3/8''$  Bolt or Nut  
Wrench— $9/16''$



$7/16''$  Bolt or Nut  
Wrench (Bolt)— $5/8''$   
Wrench (Nut)— $11/16''$



$1/2''$  Bolt or Nut  
Wrench— $3/4''$

# Parts Manual

## IS2600Z Series

### Zero-Turn Riding Mower

Not for  
Reproduction

**IT IS THE POLICY OF BRIGGS STRATTON TO IMPROVE ITS PRODUCTS WHENEVER IT IS POSSIBLE AND PRACTICAL TO DO SO. WE RESERVE THE RIGHT TO MAKE CHANGES OR ADD IMPROVEMENTS AT ANY TIME WITHOUT INCURRING ANY OBLIGATION TO MAKE SUCH CHANGES ON PRODUCTS MANUFACTURED**

**Briggs and Stratton Power Products Group, LLC.**

5375 North Main Street  
Munnsville, NY 13409 USA  
800-933-6175

[www.ferrisindustries.com](http://www.ferrisindustries.com)

© Copyright 2016 Briggs and Stratton Corporation  
All Rights Reserved. Printed In USA.