



# Parts Manual

Mfg. No: 5902080  
ISX2200 Series w/ 60" Mower Deck &  
ROPS (ISX2200KAVE2660SS)





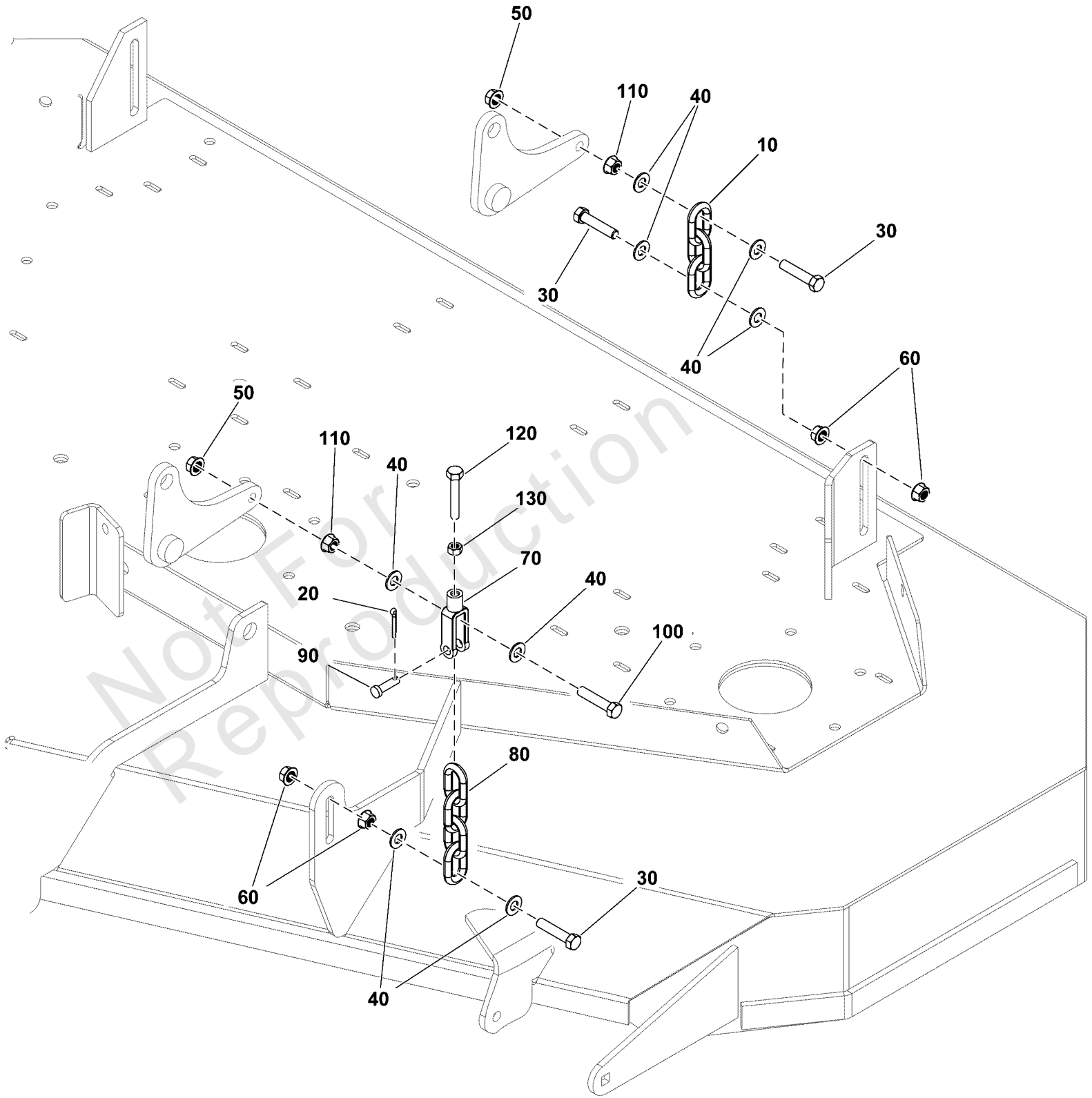
<b>Model Components</b>	<b>Page</b>
60" Mower Deck Group - Hanger Chains. ....	4
60" Mower Deck Group - Housing, Covers, Spindles, and Blades. ....	6
60" Mower Deck Group - Pulleys, Belts, and Idler Arm. ....	8
60" Mower Deck Group - Rollers. ....	12
Decal Group - Brand and Model. ....	14
Decal Group - Safety & Operation USA Models. ....	16
Deck Lift Group. ....	18
Electrical Group - Kawasaki FT730V EFI. ....	22
Electrical Schematic - Charging Circuit - Kawasaki FT730V, FX850V, and FX1000V. ....	24
Electrical Schematic - Cranking Circuit - Kawasaki FT730V, FX850V, and FX1000V. ....	26
Electrical Schematic - Ign. Ground Circuit/Op Pres - Kawasaki FT730V, FX850V, and FX1000V. ....	28
Electrical Schematic - PTO Clutch Circuit - Kawasaki FT730V, FX850V, and FX1000V. ....	30
Engine & PTO Group - Kawasaki FT730V EFI. ....	32
Fuel Supply Hose, Tank Replacement Parts, and EVAP Group. ....	34
Fuel Tank and Mount Group. ....	36
Hydraulic Group. ....	38
Instrument Control Panel Group. ....	40
Main Frame and Front Suspension Group. ....	42
Motion Control Group - Control System. ....	44
Motion Control Group - Handles and Dampeners. ....	46
Parking Brake Group. ....	48
Rear Bumper and ROPS Group. ....	50
Rear Suspension Group. ....	52
Seat Mount and Floor Group. ....	54
Spindle Service Parts - 5104744. ....	56
Transaxle Drive Group. ....	58
Transaxle SERVICE PARTS - ZT4400. ....	60
Wheel and Tire Group. ....	62
Torque Specification Chart. ....	64

# 60" Mower Deck Group - Hanger Chains

Note: Unless noted otherwise, use the standard torque specifications

Mfg. No: 5902080

Configuration for models with 60" mower decks.





## 60" Mower Deck Group - Hanger Chains

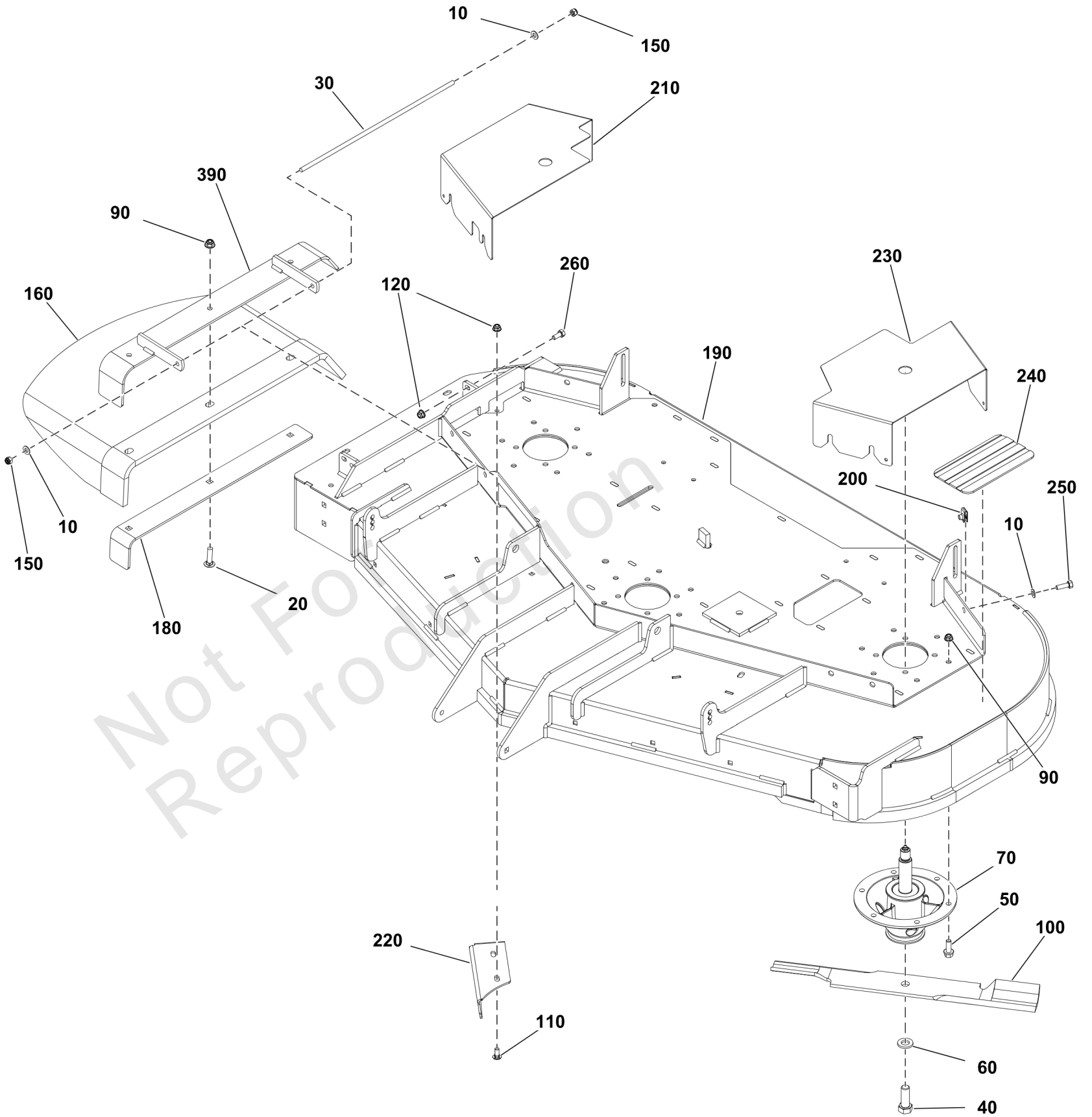
REF NO	PART NO	QTY	DESCRIPTION
10	5050878X3SM	2	CHAIN, 5/16" GD30, 3
20	703312	2	PIN, COTTER, 3/32X.75
30	5025013X14SM	6	BOLT, 3/8-16 X 1-3/4"
40	5025156FS	16	WASHER
50	5025394SM	4	NUT, 3/8-16 HEX NYLOCK
60	5025128SM	8	NUT, 3/8-16 HEX SERRA
70	5100375YP	2	CLEVIS, 5/16-18, 3/8
80	5050878X4YP	2	CHAIN, 5/16", 4 LINKS
90	5025214X9SM	2	PIN - CLEVIS
100	703589	2	CAPSCREW, 3/8-16X2
110	5025084SM	4	NUT, 3/8-16 HEX JAM
120	5025055X16SM	2	BOLT, 5/16-18X2
130	5025388YP	2	NUT, 5/16-18 HEX JAM

Not For Reproduction

# 60" Mower Deck Group - Housing, Covers, Spindles, and Blades

Note: Unless noted otherwise, use the standard torque specifications

Mfg. No: 5902080



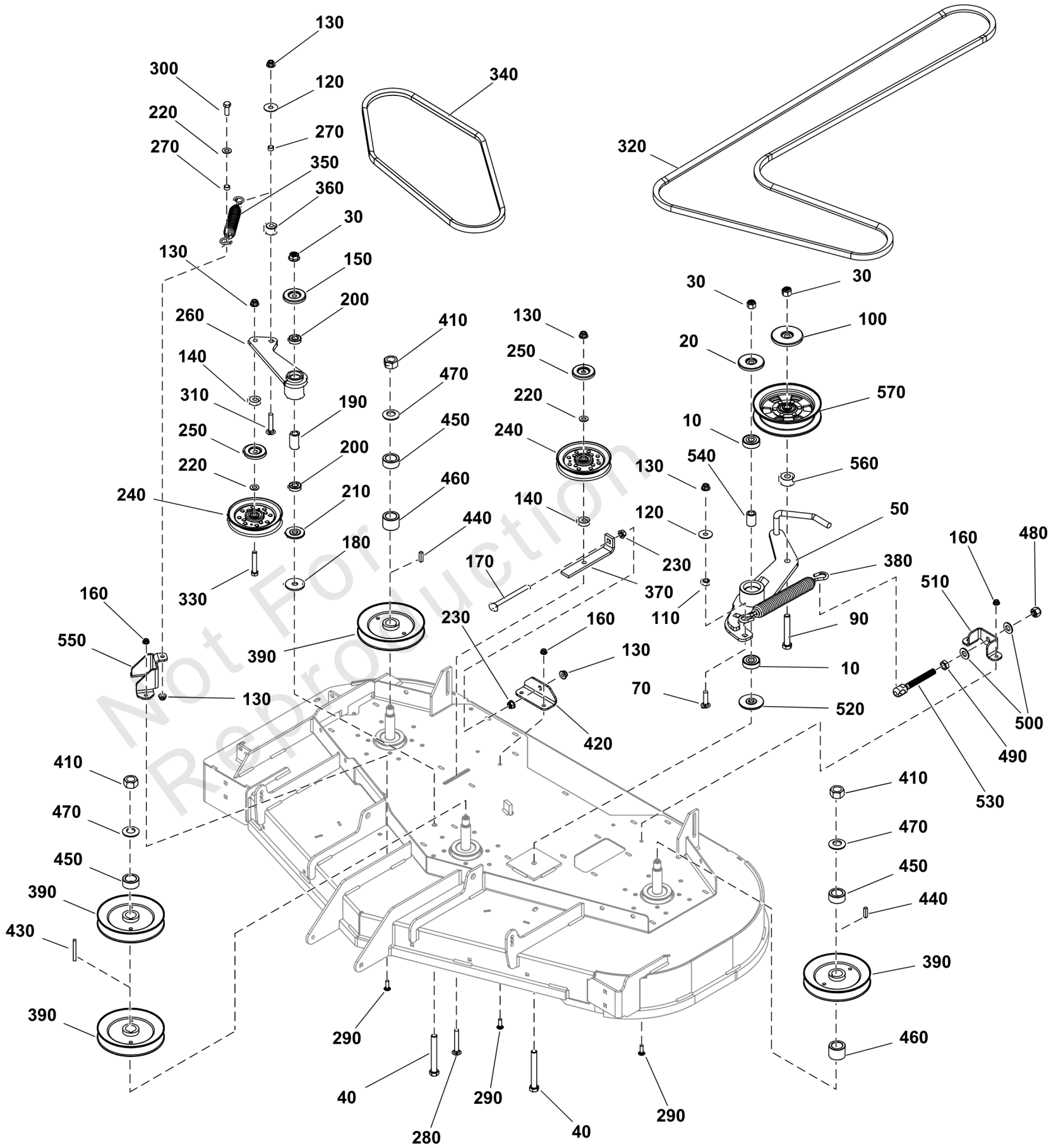
## 60" Mower Deck Group - Housing, Covers, Spindles, and Blades

REF NO	PART NO	QTY	DESCRIPTION
10	703350	8	WASHER
20	5025146X12YP	3	BOLT, 3/8-16 X 1-1/2
30	5061300FS	1	ROD
40	5025320X14FS	3	BOLT -(Torque blade mounting bolts to 120 ft-lbs (163 Nm))
50	5025390X8FS	18	BOLT -(Torque spindle mounting bolts to 30 ft-lbs (41 Nm))
60	5025477SM	3	WASHER, 5/8" YZ
70	5104744YP	3	ASSEMBLY-SPINDLE
90	5025394SM	21	NUT, 3/8-16 HEX NYLOCK
100	5101755S	3	BLADE SET, 61 DECK (3) -(SET OF 3 BLADES)
110	5025145X6SM	2	BOLT, 5/16-18 X 3/4",
120	5025392FS	3	NUT
150	5025045SM	2	NUT, 5/16-24 HEX NYLO
160	5413499	1	CHUTE, RUBBER DISCHARGE (5104442)
180	84003245	1	PLATE, SUPPORT
190	5601454	1	DECK SHELL W/DECALS, 60" (5422802B) -(USA Models)
190	5601456	1	DECK SHELL W/ DECALS, 60" (5422802B) EXPORT -(Export Models)
200	5022308SM	6	BODY CLIP, 5/16-18 X
210	84007769	1	GUARD, RH
220	84007779	1	DEFLECTOR
230	84007768	1	GUARD, LH
240	5101004SM	1	SAFETY WALK
250	5025011X8FS	6	BOLT
260	5025011X6SM	1	BOLT, 5/16-18 X 3/4"
390	84007973	1	FRAME, Chute

# 60" Mower Deck Group - Pulleys, Belts, and Idler Arm

Note: Unless noted otherwise, use the standard torque specifications

Mfg. No: 5902080



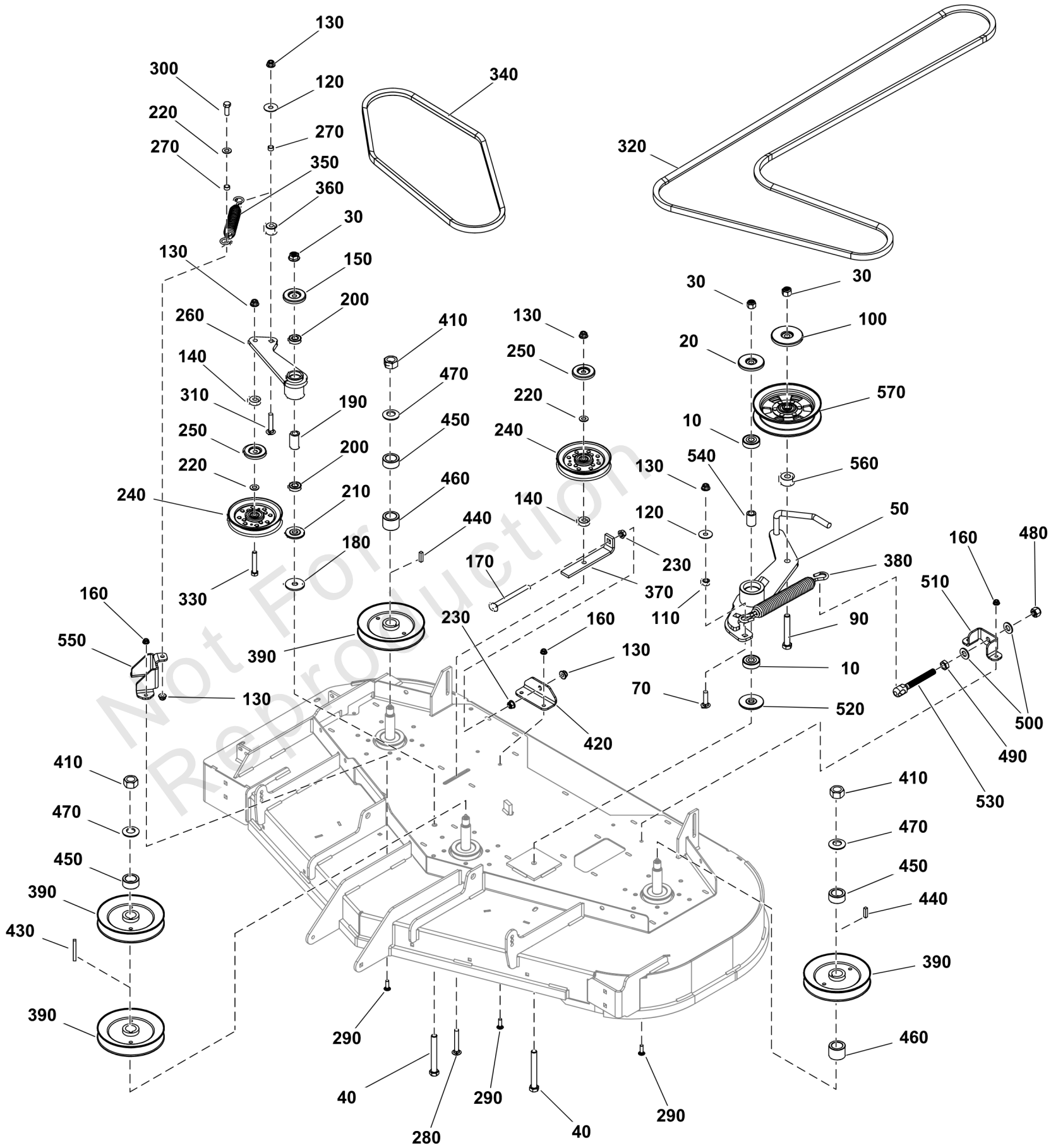
## 60" Mower Deck Group - Pulleys, Belts, and Idler Arm

REF NO	PART NO	QTY	DESCRIPTION
10	5104383YP	2	BEARING
20	84007958	1	SHIELD, BEARING, 1/2" ID-2.5"
30	5025056FS	3	NUT
40	5025017X32YP	2	BOLT, 1/2-13 X 4 GD5
50	5415288AYP	1	ARM-IDLER
70	703130	1	BOLT
90	5025017X22SM	1	BOLT, 1/2-13 X 2-3/4"
100	5105041YP	1	SHIELD
110	5105297YP	1	SPACER
120	5025165SM	2	WASHER, 3/8" FENDER
130	5025394SM	6	NUT, 3/8-16 HEX NYLOCK
140	5105429YP	2	SPACER
150	84007959	1	SHIELD, BEARING, 1/2" ID-1.75"
160	5025392FS	6	NUT
170	5025146X36YP	1	BOLT
180	5103282YP	1	WASHER
190	5103812YP	1	SPACER, .52 X .84 X 1
200	7078243YP	2	BEARING, BALL, AXLE
210	5103262YP	1	SPACER, IDLER ARM
220	5025156FS	5	WASHER
230	5025128SM	2	NUT, 3/8-16 HEX SERRA
240	84004874	2	PULLEY
250	5105033YP	2	SHIELD
260	84007960	1	WELD, IDLER ARM, RH BELT - BLK
270	5041930SM	2	SPACER, .38 X .50 X .
280	5025146X22YP	1	BOLT, Carriage, 3/8-16 x 2-1/2
290	5025145X8SM	6	BOLT, 5/16-18 X 1", C
300	5025013X8SM	1	BOLT, 3/8-16 X 1" GD5
310	5025146X16SM	1	BOLT, 3/8-16 X 2", CA
320	5104982YP	1	BELT
330	5025013X18SM	1	BOLT, 3/8-16 X 2-1/4"
340	5104780YP	1	BELT
350	5022847SM	1	SPRING, EXTENSION, SW
360	5043815YP	1	SPACER
370	5415374AYP	1	PLATE
380	5105068YP	1	SPRING
390	5105004YP	4	PULLEY
410	5025405SM	3	NUT, 3/4-16 HEX
420	84007961	1	PLATE, PULLER MOUNT, SPRING-BLK
430	5050407X18SM	1	KEY - 1/4 SQX2 1/4
440	5050407X8SM	2	KEY, 1/4" SQ. X 1.00
450	5105047YP	3	SPACER
460	5105048YP	2	SPACER
470	5025406FS	3	WASHER, Beveled
480	5025098SM	1	NUT, 1/2-20 HEX NYLON
490	5025089SM	1	NUT, 1/2-20 HEX JAM
500	5025158SM	2	WASHER, 1/2" SAE
510	84007962	1	PLATE, IDLER BOLT, LONG-BLK
520	5104379YP	1	SPACER
530	5105844YP	1	ANCHOR, SPRING
540	5104456YP	1	SPACER, .51 X .84 X 1

# 60" Mower Deck Group - Pulleys, Belts, and Idler Arm

Note: Unless noted otherwise, use the standard torque specifications

Mfg. No: 5902080



## 60" Mower Deck Group - Pulleys, Belts, and Idler Arm

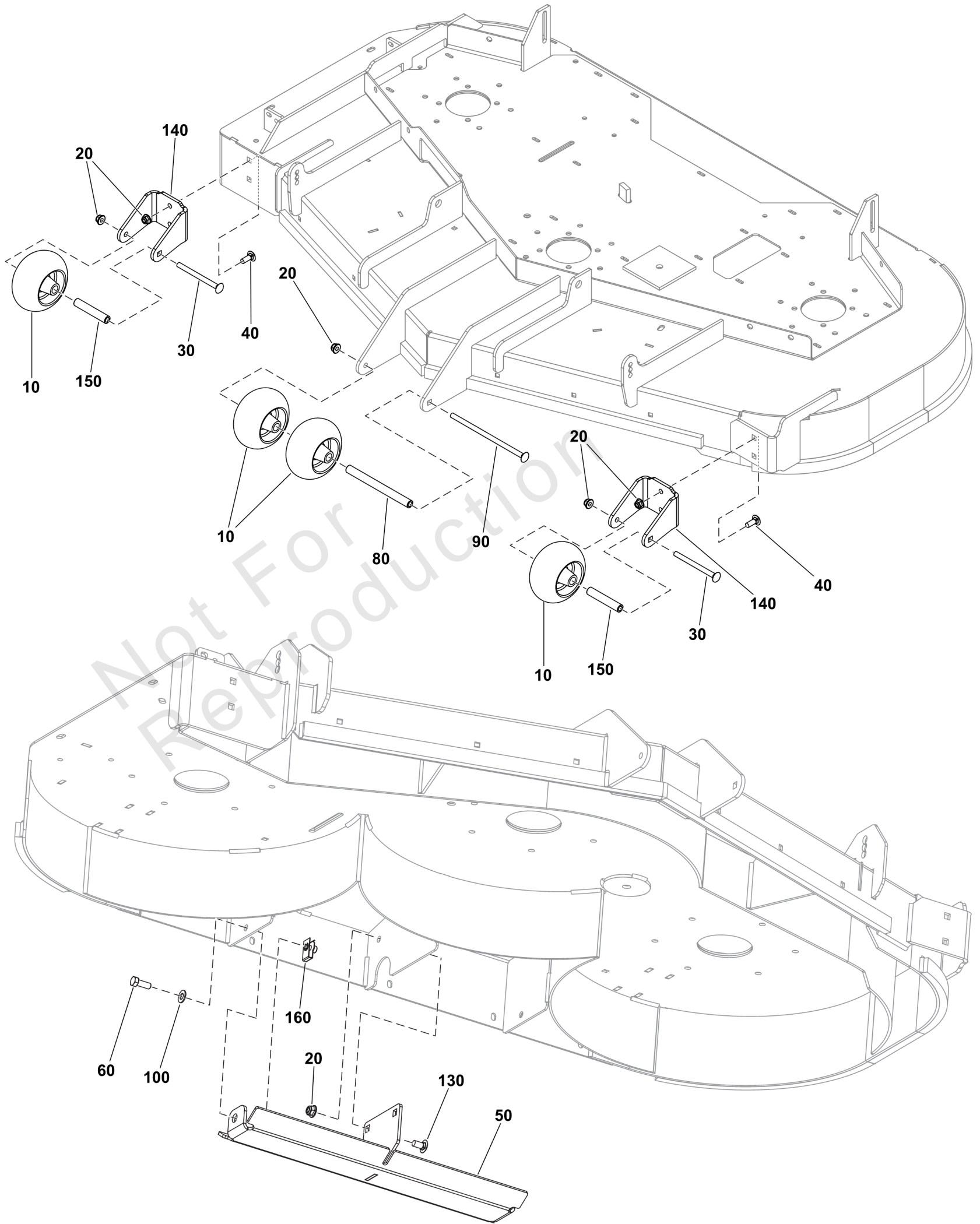
REF NO	PART NO	QTY	DESCRIPTION
550	84007963	1	PLATE, SPRING MOUNT - BLK
560	5045178SM	1	SPACER, .52 X 1.00 X
570	5104716YP	1	PULLEY, IDLER

Not For Reproduction

# 60" Mower Deck Group - Rollers

Note: Unless noted otherwise, use the standard torque specifications

Mfg. No: 5902080





## 60" Mower Deck Group - Rollers

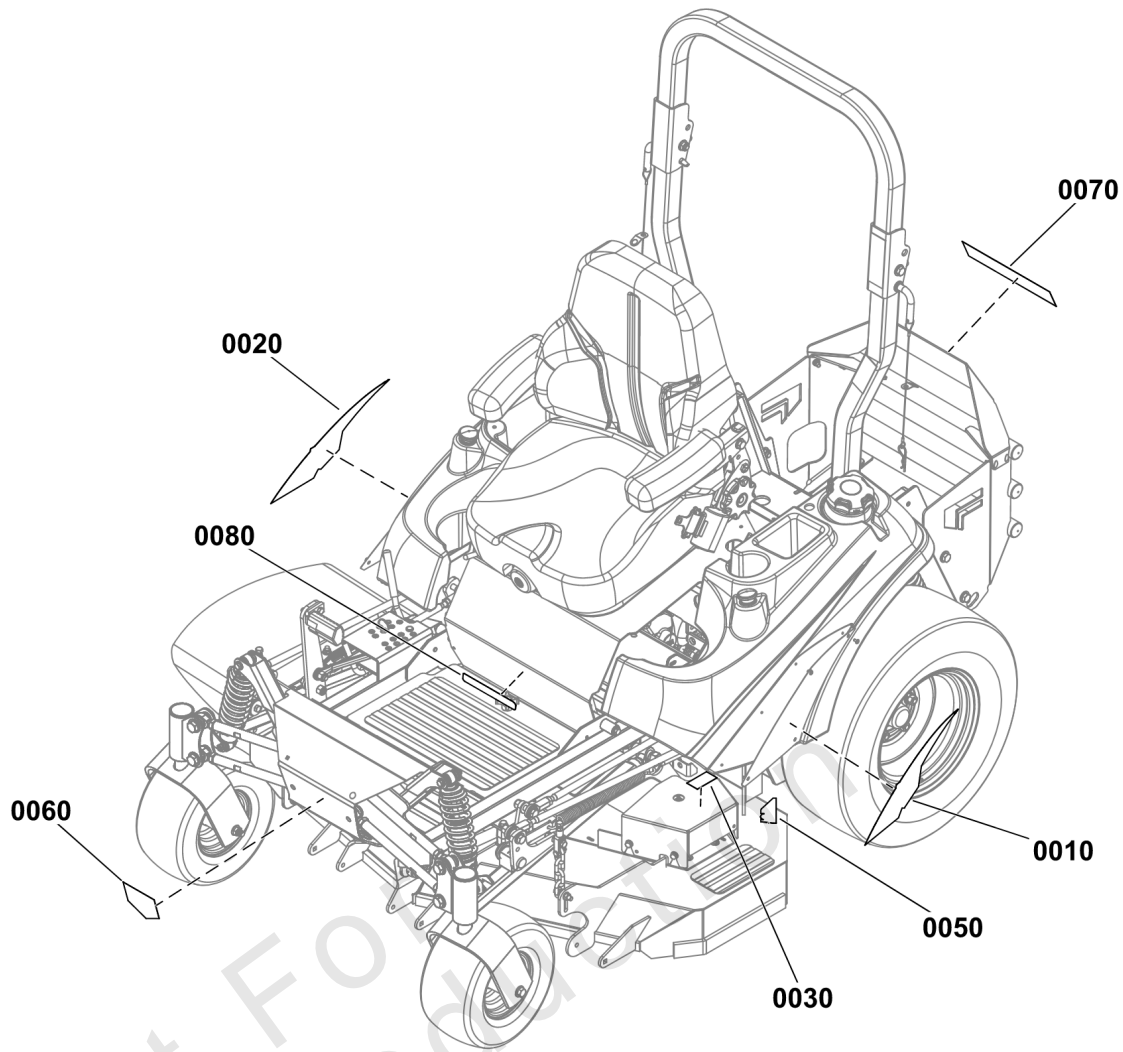
REF NO	PART NO	QTY	DESCRIPTION
10	5105521FS	4	WHEEL
20	5025394SM	9	NUT, 3/8-16 HEX NYLOCK
30	5025146X36YP	2	BOLT
40	703814	4	BOLT, RD HD, 3/8-16X1
50	84008092	1	PLATE, Skid
60	5025013X8SM	2	BOLT, 3/8-16 X 1" GD5
80	84007855	1	SPACER
90	84007856	1	BOLT, Carriage 3/8-16 X 8
100	5025156FS	2	WASHER
130	703448	2	BOLT, 3/8-16X.75 G5
140	84007853	2	MOUNT, Roller
150	5105554YP	2	SPACER
160	5022649FS	2	CLIP

Not For Reproduction

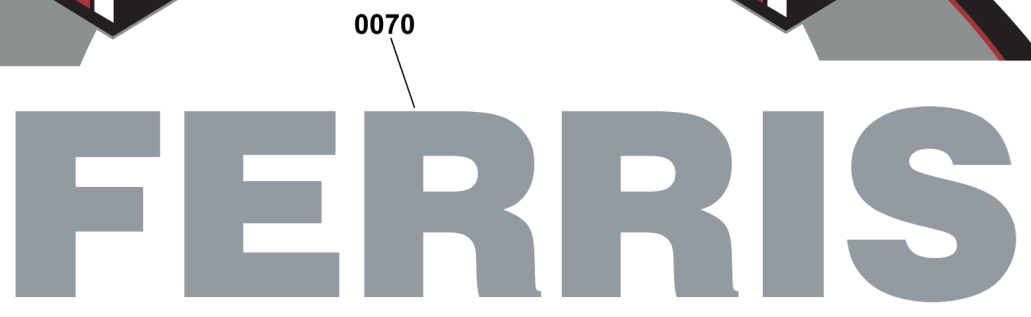
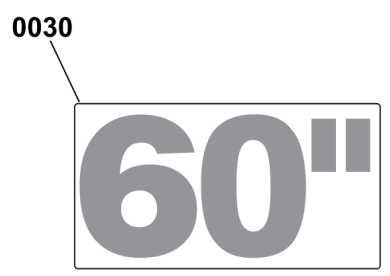
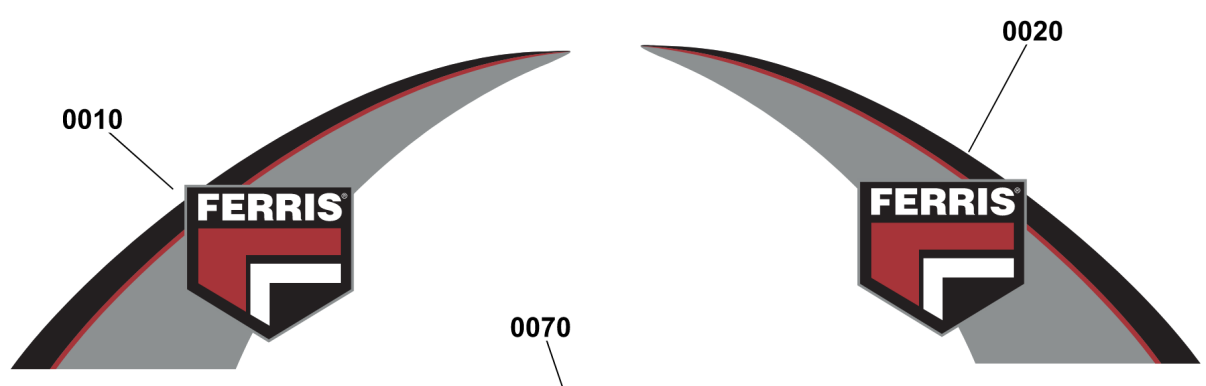
**Decal Group - Brand and Model**

Note: Unless noted otherwise, use the standard torque specifications

Mfg. No: 5902080



Not For  
Reproduction

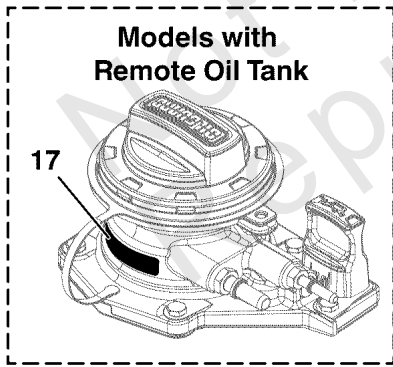
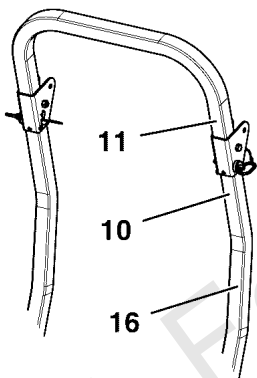
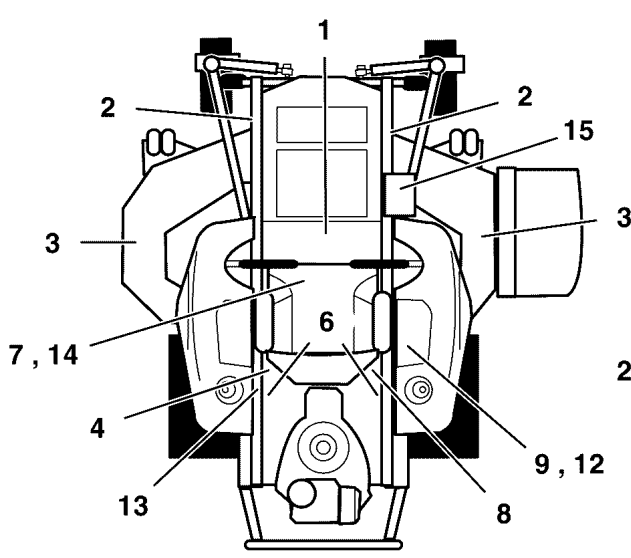


### *Decal Group - Brand and Model*

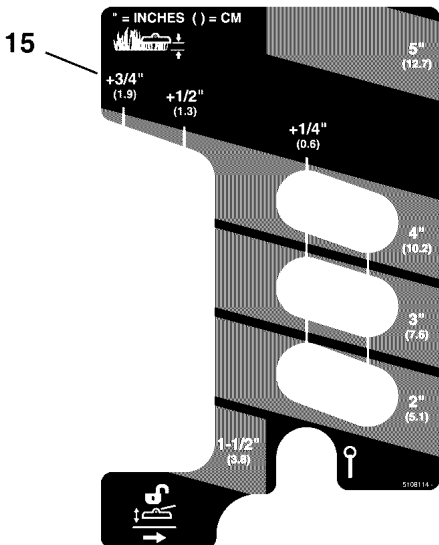
REF NO	PART NO	QTY	DESCRIPTION
0010	5108857FS	1	DECAL, Model, Left Hand
0020	5108858FS	1	DECAL, MODEL, RIGHT HAND
0030	84007767	1	DECAL, 60"
0050	5102210YP	1	DECAL, ICD CUTTING SY
0060	5104756FS	1	DECAL, BRAND
0070	5103799FS	1	DECAL, BRAND
0080	5108271FS	1	DECAL, MODEL

Not For Reproduction

5304894  
5304895



FACTORY-FILLED WITH  
15W-50 Full-Synthetic  
**WICKED OIL**



**WARNING**

**Avoid serious injury or death**

- Read operator's manual before using this product.
- Do NOT operate this machine unless you are trained.
- Know the location and function of all controls.
- Keep safety devices (guards, shields, switches, etc.) in place and working.
- Remove objects that could be thrown by the blade.
- Be sure blades and engine are stopped before placing hands or feet near blades.
- When leaving machine, shut off, remove key and set parking brake.

**Fire Hazard**

Gasoline is flammable. Debris is combustible.

- Allow engine to cool for at least 3 minutes before refueling.
- Keep unit cleaned of debris.
- This equipment may create sparks that can start fires around dry vegetation. A spark arrester may be required. Contact local fire agencies for regulations relating to fire prevention requirements.

**DANGER**

**Amputation hazard**

Rotating blades cut off arms and legs.

- Stop the mower when children or others are near.
- Do not carry riders (especially children) even with the blades off. They may fall off or return for another ride when you are not expecting it.
- Look down, behind and to the side before changing directions.

**Water, retaining walls and drop-off hazards**

Wheels dropping over edges may result in serious injury, death or drowning.

- Do NOT operate near water, retaining walls or drop-offs.
- Give yourself a minimum of two mower widths of clearance around these hazards.

**Wet or soft slope hazard**

Wet or soft slopes can cause sliding and loss of control.

- Do NOT operate on slopes when grass is wet.
- Do NOT operate on slopes when soil is soft (such as after heavy rains).

**WARNING**

**PINCH POINT**

To avoid injury from loaded spring, read operator's manual before removing spring.

**DANGER**

**Amputation and thrown objects hazard**

- Keep hands and feet away from deck.
- Do not operate mower unless discharge chute or entire grass catcher is in its proper place.

**WARNING**

**Amputation and Pinch Point Hazard**

To avoid injury from rotating parts, stay clear of parts and keep all shields and guards in place.

The operator's manual is available in Spanish. La manual del operador está disponible en Español.

**WARNING**

**Avoid serious injury or death from rollover.**

Do not operate without the rollbar installed and operational.

**WARNING**

**Ignition System (Gasoline Models)**

This spark ignition system complies with Canadian standard ICES-002

**HYDRAULIC OIL RESERVOIR**

USE SAE 20W-50 MOTOR OIL

**LOW OVERHANGING OBSTACLES HAZARD**

Check for overhead clearances before driving under any objects. Do NOT allow roll bar to contact low overhanging obstacles, such as tree branches and guide wires.

**WARNING**

**AVOID SERIOUS INJURY OR DEATH FROM ROLL OVER:**

Keep roll bar in the raised position and use seat belt.

THERE IS NO ROLL OVER PROTECTION WHEN THE ROLL BAR IS DOWN

Lower the roll bar only when necessary and NEVER remove it.

Do NOT use seat belt when the roll bar is down.

Raise the roll bar as soon as clearance permits.

Do NOT jump off if mower tips.

Read and follow all operating instructions and warnings in the operator's manual.

**Belts & Blades**

Tractor	Part	Part Number
	Pump Drive Belt	5103907
52" Mower	Deck Drive Belt - Long LH	5105029
	Deck Drive Belt - Short RH	5105037
	Mower Blade	5101756S
61" Mower	Deck Drive Belt - Long LH	5104982
	Deck Drive Belt - Short RH	5104780
	Mower Blade	5101755S

**CAUTION**

**ROLL OVER PROTECTIVE STRUCTURE**

To maintain operator protection and roll bar certification:

Replace a damaged roll bar, do NOT attempt to repair or modify.

Any alteration of the roll bar must be approved by the manufacturer.

DO NOT exceed the machine weight rating of the roll bar.

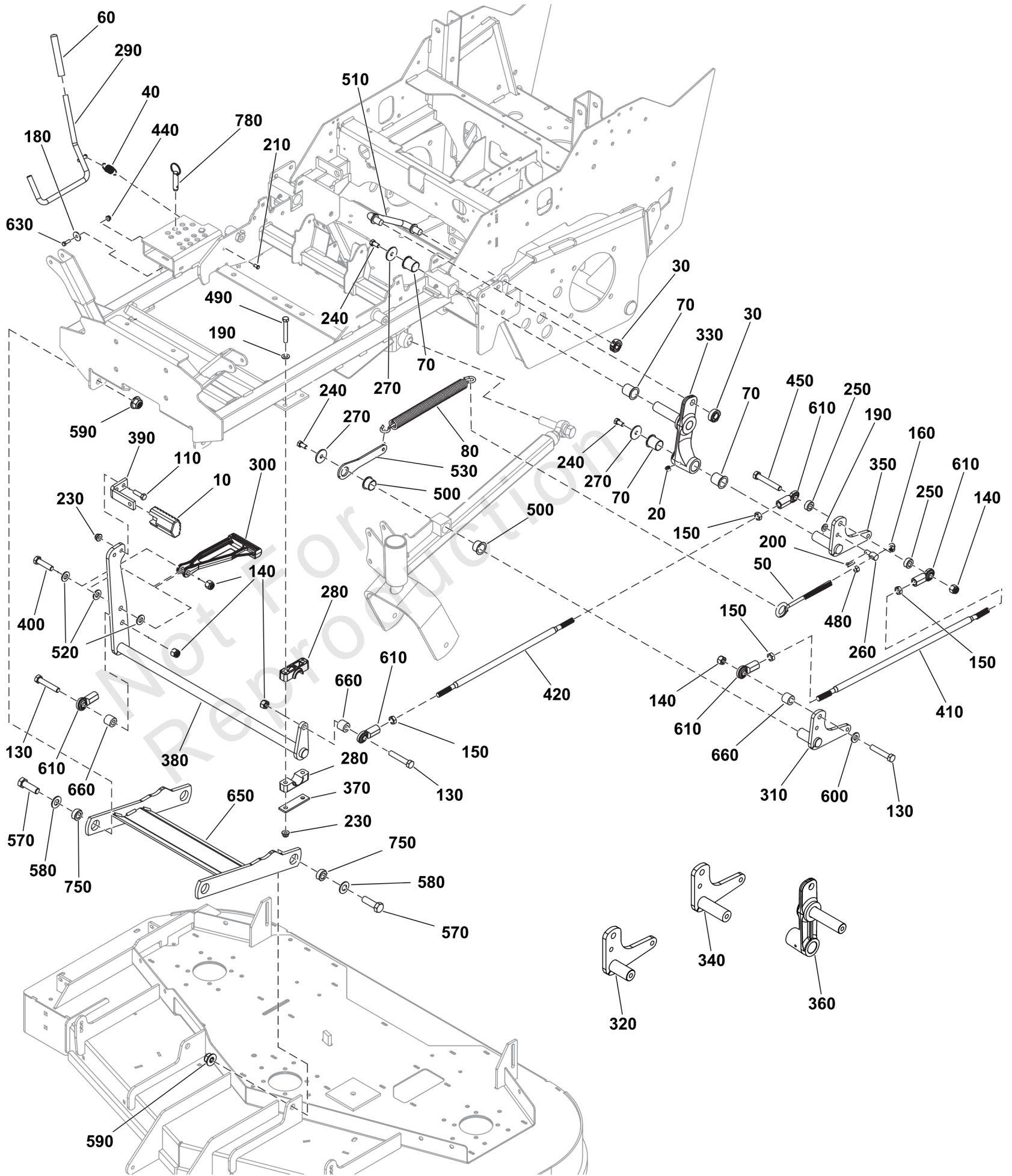
## Decal Group - Safety & Operation USA Models

REF NO	PART NO	QTY	DESCRIPTION
1	5106563	1	DECAL, MAIN SAFETY
2	5061245	2	DECAL, PINCH POINT -(Qty: 1 - 52" Models)
3	7101665	2	DECAL, DANGER DO NOT OPERATE W/O DEFLECT
4	5103184	1	DECAL, WARNING, HAND IN BELT, ENG ONLY
5	5103619	1	DECAL, MANUAL AVAIL IN SPANISH
6	5100683	2	DECAL, WARNING, ROLL BAR -(Located on the front of the Roll bar pocket)
7	5104434	1	DECAL, TRANSAXLE RELEASE, ZT440
8	5100342	1	DECAL, FUEL VALVE
9	5100280	1	DECAL, THROTTLE CONTROL
10	5104082	1	DECAL, WARNING, FOLDING ROPS
11	5100405	1	DECAL, WARNING, OVERHAND, ROPS
12	5048970	1	DECAL, IGNITION SWITCH
13	5100957	1	DECAL, HYDRAULIC OIL, SAE 20W50
14	5105191	1	DECAL, BELT & BLADE IS2100Z COBALT 2BELT
15	5108114	1	DECAL, CUTTING HEIGHT
16	5104083	1	DECAL, CAUTION, FOLDING ROPS
17	-----	1	LABEL, OIL INFORMATION -(Models w/ Remote Oil Tank)

# Deck Lift Group

Note: Unless noted otherwise, use the standard torque specifications

Mfg. No: 5902080



## Deck Lift Group

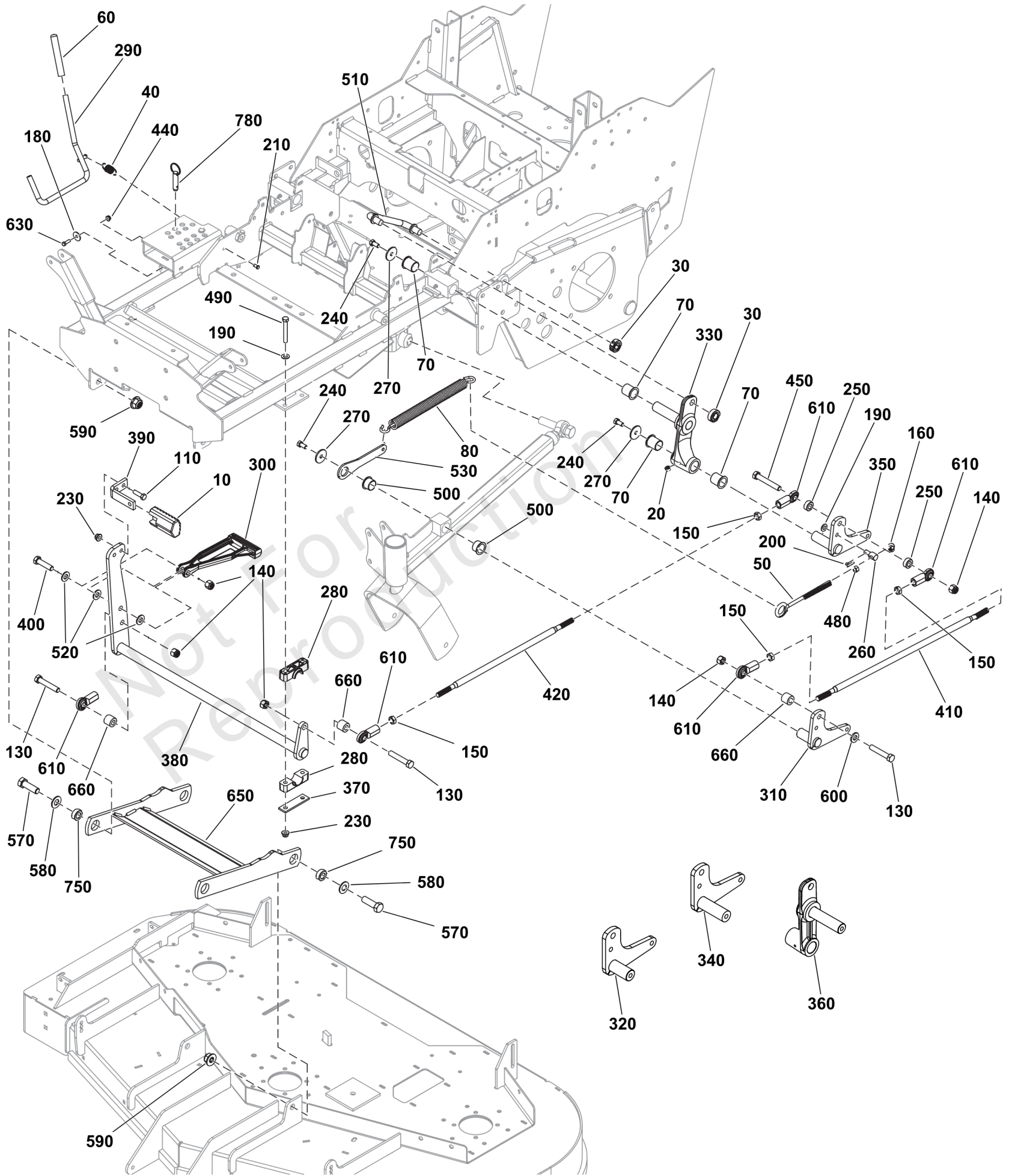
REF NO	PART NO	QTY	DESCRIPTION
10	5104262YP	1	PEDAL, RUBBER
20	5020095SM	2	GREASE FITTING, 1/4-2
30	5020441SM	4	COLLAR, 5/8" SPLIT
40	5010213YP	1	SPRING-EXT, .740 ODX2
50	5021811SM	2	EYE BOLT, 3/8-16 X 8"
60	5021880SM	1	GRIP, FOAM
70	5023343SM	8	BUSHING, 1.00 X 1.13
80	5023355SM	2	SPRING, DECK LIFT ASS
110	5025013X10SM	2	BOLT, 3/8-16 X 1-1/4"
130	5025017X22SM	4	BOLT, 1/2-13 X 2-3/4"
140	5025056FS	7	NUT
150	5025089SM	8	NUT, 1/2-20 HEX JAM
160	5025096SM	2	NUT, 3/8-16 HEX NYLON
180	5025288YP	2	WASHER, 1/4 FENDER
190	5025156FS	6	WASHER
200	5025203X6SM	2	PIN - COTTER
210	5025212X4SM	1	PIN, CLEVIS, 1/4 X 1/
230	5025394SM	6	NUT, 3/8-16 HEX NYLOCK
240	5025443SM	6	BOLT - 3/8-16 X 3/4
250	5045023SM	4	SPACER, .52 X 1.00 X
260	5100380SM	2	ADJUSTER - DECK
270	5100548SM	6	WASHER - .39X1.50
280	5100634SM	4	PIVOT BLOCK, PLASTIC
290	5410317AAFS	1	ROD, Lift
300	5104133YP	1	ARM-LINK
310	84002184	1	WELD, DECK LIFT LEVER, LH - BLK
320	84002185	1	WELD, DECK LIFT LEVER, RH - BLK
330	5105172YP	1	ARM, LINK
340	5105173YP	1	ARM, LINK
350	5401671AYP	1	DECK LIFT LEVER, LH
360	5401672AYP	1	DECK LIFT LEVER, RH
370	5403925AAFS	2	PIVOT
380	84002183	1	WELD, DECK LIFT SHAFT - BLK
390	5061569AYP	1	PEDAL, FOOT
400	5025017X16YP	1	BOLT, 1/2-13 X 2 GD5
410	5104004YP	2	ROD, 1/2-20 X 24.50
420	5103758YP	2	ROD, DECK LIFT, 19.25
440	5025391FS	2	NUT
450	5025017X26SM	2	BOLT, 1/2-13
480	5025034SM	2	NUT, 3/8-16 HEX
490	5025013X22SM	4	BOLT, 3/8-16 X 2-3/4"
500	5023356SM	4	BUSHING, 1.00X1.13X.7
510	5103703YP	2	ROD, SUSPENSION LINK
520	5025158SM	3	WASHER, 1/2" SAE
530	84002186	2	MOUNT, SPRING, DECK LIFT - BLK
570	5025019X16YP	4	BOLT, 5/8-11 X 2
580	5025281SM	4	WASHER, 5/8" SAE
590	5025403YP	4	NUT,5/8-11 HEX NYLON
600	5025440SM	2	WASHER, 1/2" YELLOW
610	1702779SM	8	JOINT-BALL .500-20 TH
630	703338	2	BOLT,1/4-20X5/8



# Deck Lift Group

Note: Unless noted otherwise, use the standard torque specifications

Mfg. No: 5902080





## Deck Lift Group

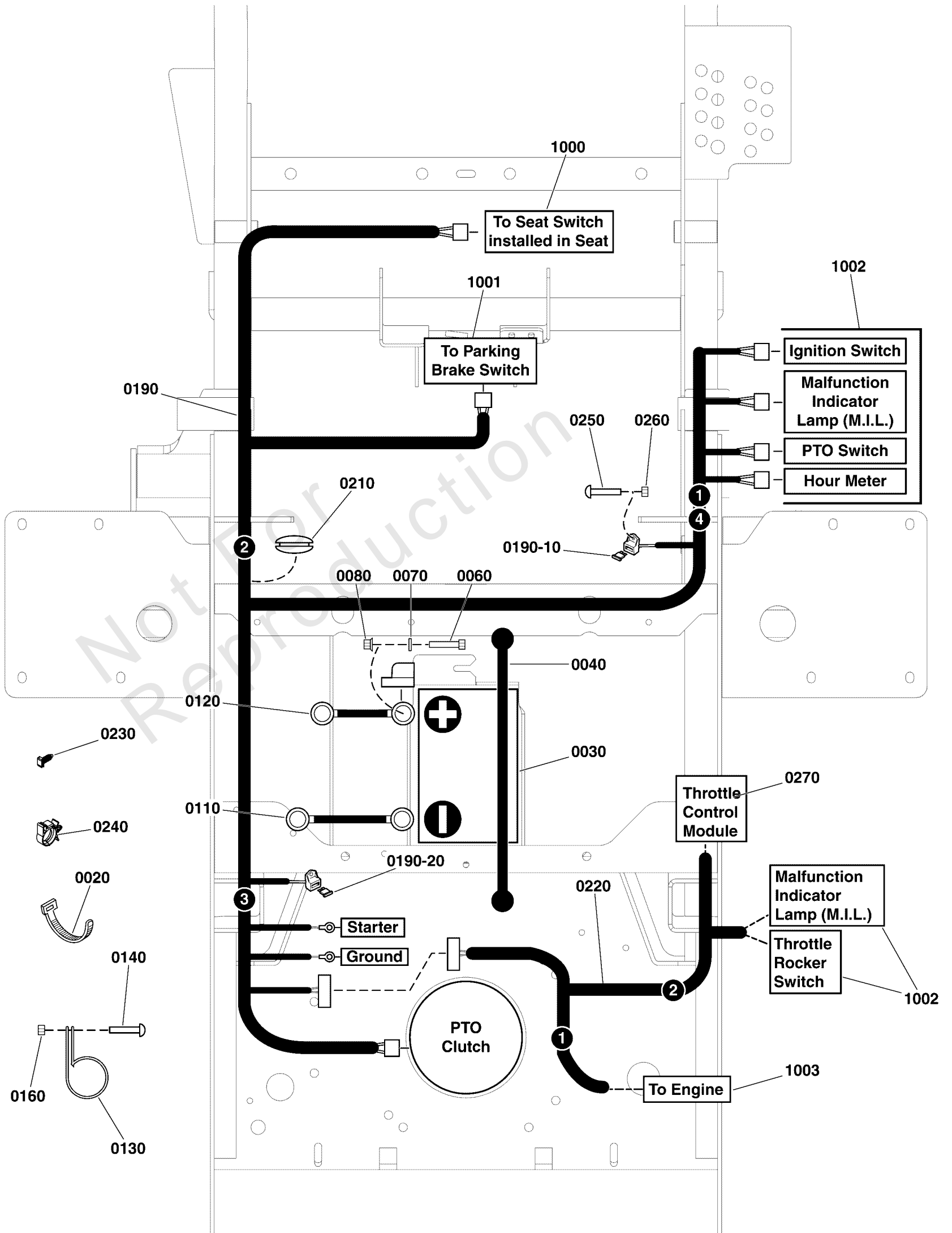
REF NO	PART NO	QTY	DESCRIPTION
650	84008118	1	BAR, Puller
660	5044673SM	4	SPACER, .52 X 1.00 X
750	84008136	4	BUSHING
780	5023498SM	1	PIN, HITCH, 1/2 X 2.0

Not For Reproduction

# Electrical Group - Kawasaki FT730V EFI

Note: Unless noted otherwise, use the standard torque specifications

Mfg. No: 5902080



## Electrical Group - Kawasaki FT730V EFI

REF NO	PART NO	QTY	DESCRIPTION
0020	5021029	13	TIE, SELF-LOCKING, 12"
0030	-----	1	BATTERY, 11U1L, 350 CCA
0040	1722009	1	STRAP, BATTERY, 14 LONG, Rubber
0060	5025010X6	2	BOLT, 1/4"-20 X 3/4" GD5 YZ
0070	5025154	2	WASHER, 1/4 SAE
0080	5025126	4	NUT, 1/4-20 HEX SERR. FLANGE
0110	5021406	1	BATTERY CABLE, NEG, 22, 1/4-5/16
0120	5021405	1	BATTERY CABLE, POS, 22, 1/4-5/16
0130	5021500	3	CLAMP, VINYL INSULATED, 1.00
0140	5025299X8	2	SCREW, 1/4-20 X 1, ALLEN BH, CZ
0160	5025391	2	NUT, 1/4-20 Hex Nylock Flange
0190	5105535	1	HARNESS, Wiring, Large ZTR
0190-10	5101935	1	FUSE, ATO-15 (15 AMP)(SV) -(SV)
0190-20	5102710	1	FUSE, ATO, 25 AMP -(SV)
0210	5102677	1	GROMMET, 1-1/2" ID FOR 1/4" METAL
0220	5105601	1	HARNESS, JUMPER, KAWASKI EFI
0230	5103761	1	FIR TREE MOUNT, PACKARD
0240	5104705	2	ROSEBUD LOOM CLIP
0250	5025179X4	1	SCREW, #10-24 X 1/2" ROUND PHILLIPS
0260	5025271	1	NUT, Hex, Nylon Lock, #10-24
0270	5102075	1	MODULE, THROTTLE CONTROL, KAV DFI
1000	-----	1	Refer to: Seat Mount & Floor Group
1001	-----	1	Refer to: Parking Brake Group
1002	-----	1	Refer to: Instrument Control Panel Group
1003	-----	1	Connects to Engine

# Electrical Schematic - Charging Circuit - Kawasaki FT730V, FX850V, and FX1000V

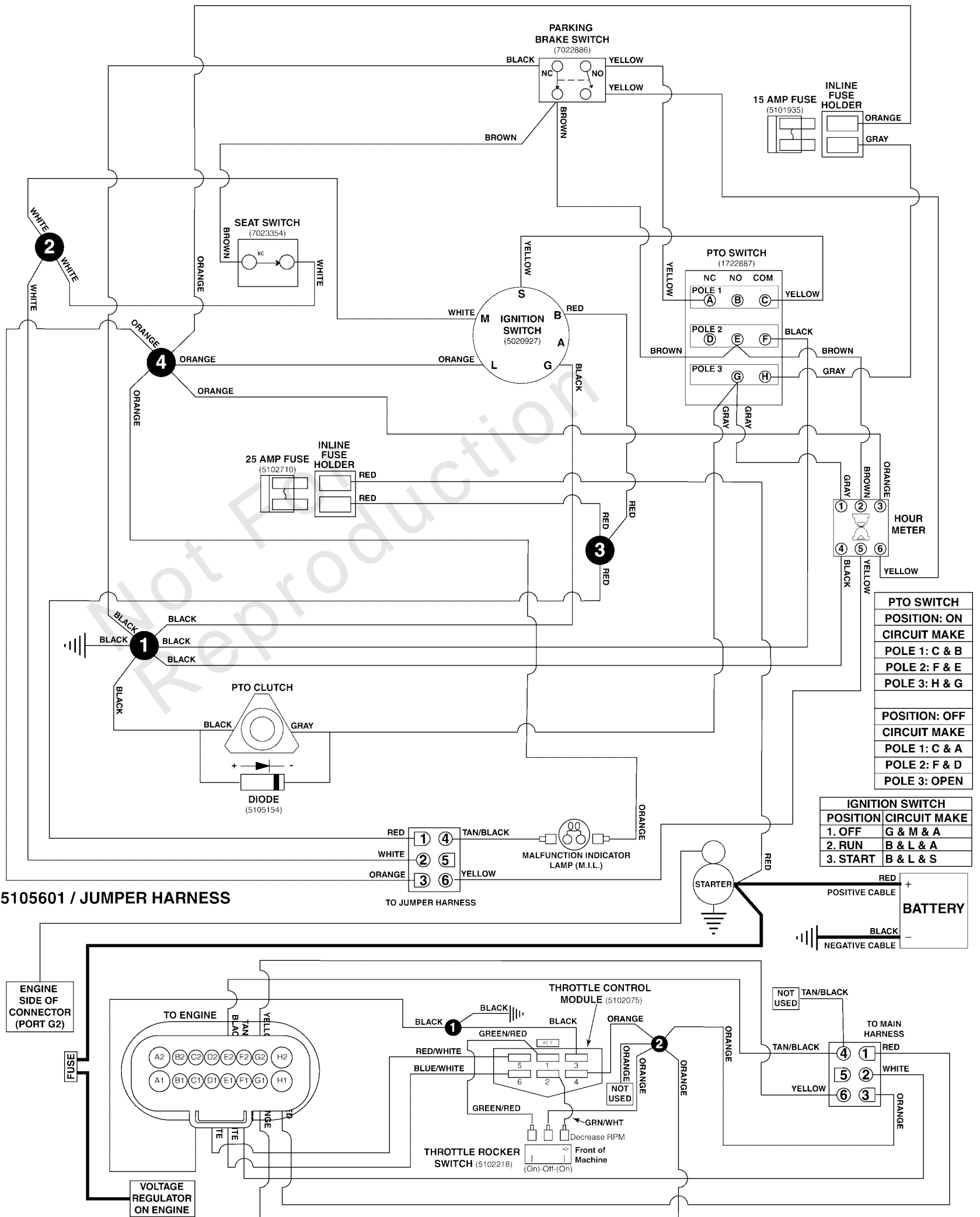
Note: Unless noted otherwise, use the standard torque specifications

Mfg. No: 5902080

## 5105535 MAIN WIRE HARNESS - KAWASAKI FT730V, FX850V, AND FX1000V EFI ENGINES

5105535C

(If internal schematic of the switch is not shown, the image of the switch represents the back view of the connector as it is connected to the switch.)



**Electrical Schematic - Charging Circuit - Kawasaki FT730V, FX850V, and FX1000V**

REF NO	PART NO	QTY	DESCRIPTION
5105535	5105535	1	HARNESS, Wiring, Large ZTR
5105601	5105601	1	HARNESS, JUMPER, KAWASKI EFI

Not For Reproduction

# Electrical Schematic - Cranking Circuit - Kawasaki FT730V, FX850V, and FX1000V

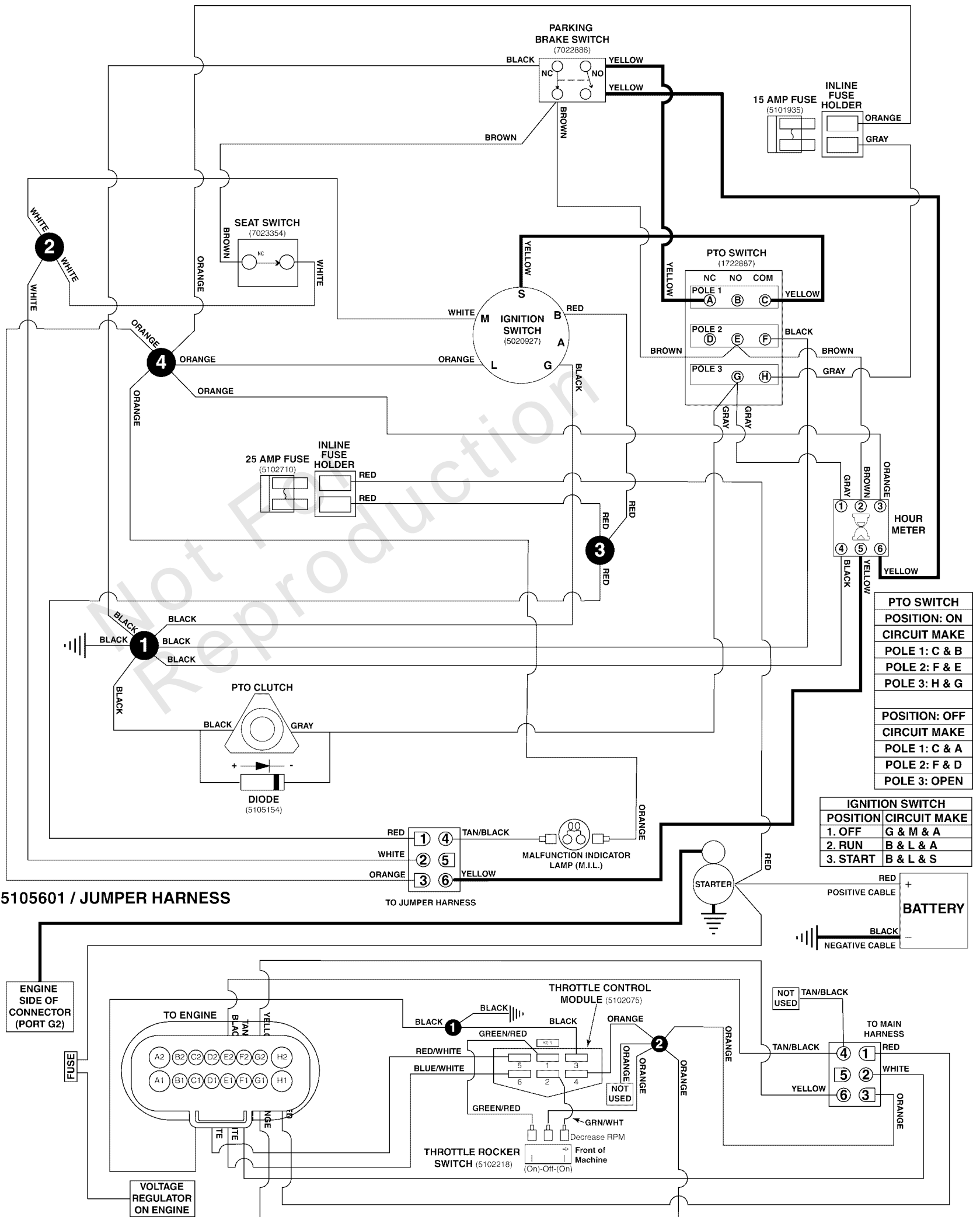
Note: Unless noted otherwise, use the standard torque specifications

Mfg. No: 5902080

## 5105535 MAIN WIRE HARNESS - KAWASAKI FT730V, FX850V, AND FX1000V EFI ENGINES

5105535C

(If internal schematic of the switch is not shown, the image of the switch represents the back view of the connector as it is connected to the switch.)



**Electrical Schematic - Cranking Circuit - Kawasaki FT730V, FX850V, and FX1000V**

REF NO	PART NO	QTY	DESCRIPTION
5105535	5105535	1	HARNESS, Wiring, Large ZTR
5105601	5105601	1	HARNESS, JUMPER, KAWASKI EFI

Not For Reproduction

# Electrical Schematic - Ign. Ground Circuit/Op Pres - Kawasaki FT730V, FX850V, and

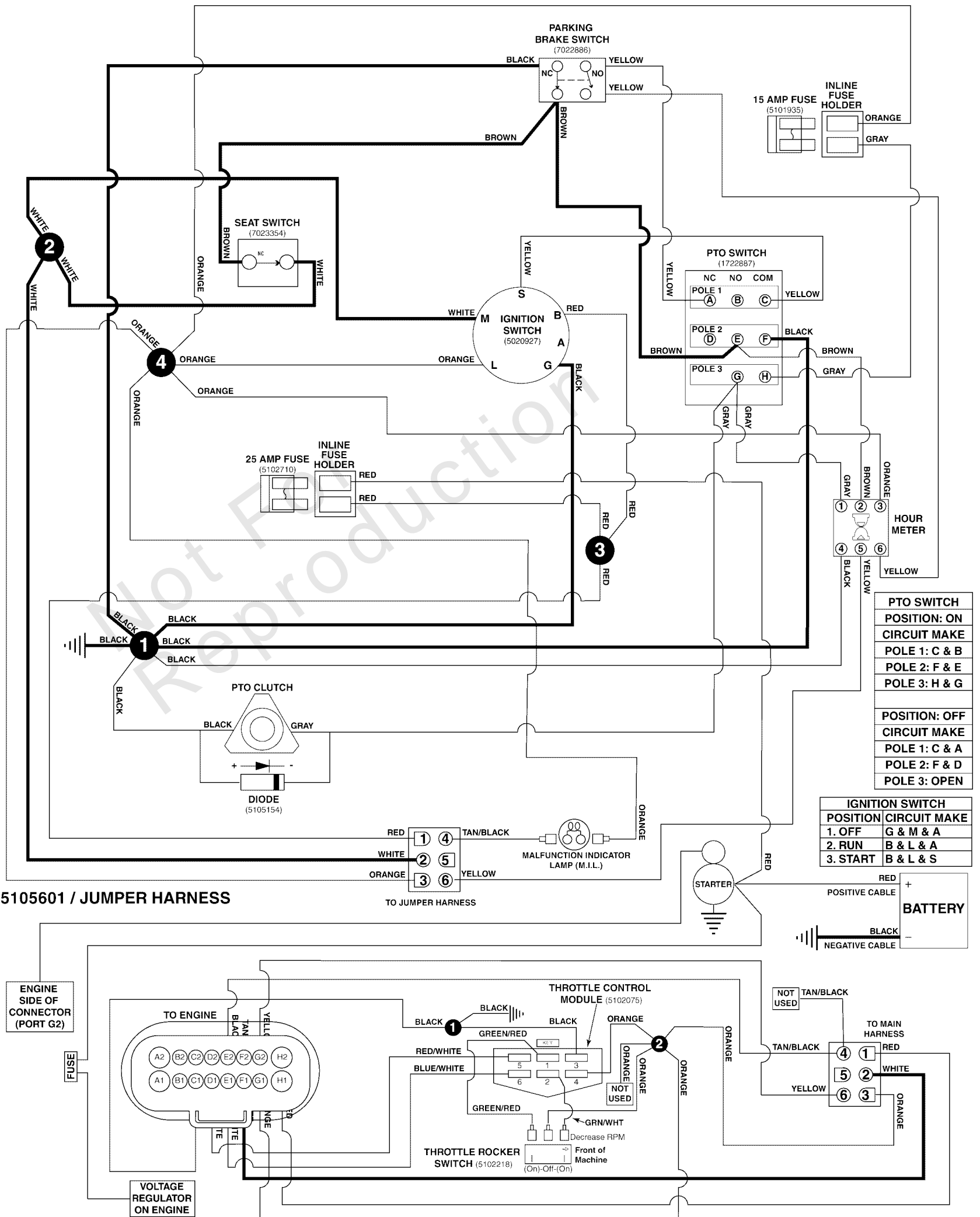
Note: Unless noted otherwise, use the standard torque specifications

Mfg. No: 5902080

## 5105535 MAIN WIRE HARNESS - KAWASAKI FT730V, FX850V, AND FX1000V EFI ENGINES

5105535C

(If internal schematic of the switch is not shown, the image of the switch represents the back view of the connector as it is connected to the switch.)





***Electrical Schematic - Ign. Ground Circuit/Op Pres - Kawasaki FT730V, FX850V, and***

REF NO	PART NO	QTY	DESCRIPTION
5105535	5105535	1	HARNESS, Wiring, Large ZTR
5105601	5105601	1	HARNESS, JUMPER, KAWASKI EFI

Not For Reproduction

# Electrical Schematic - PTO Clutch Circuit - Kawasaki FT730V, FX850V, and FX1000V

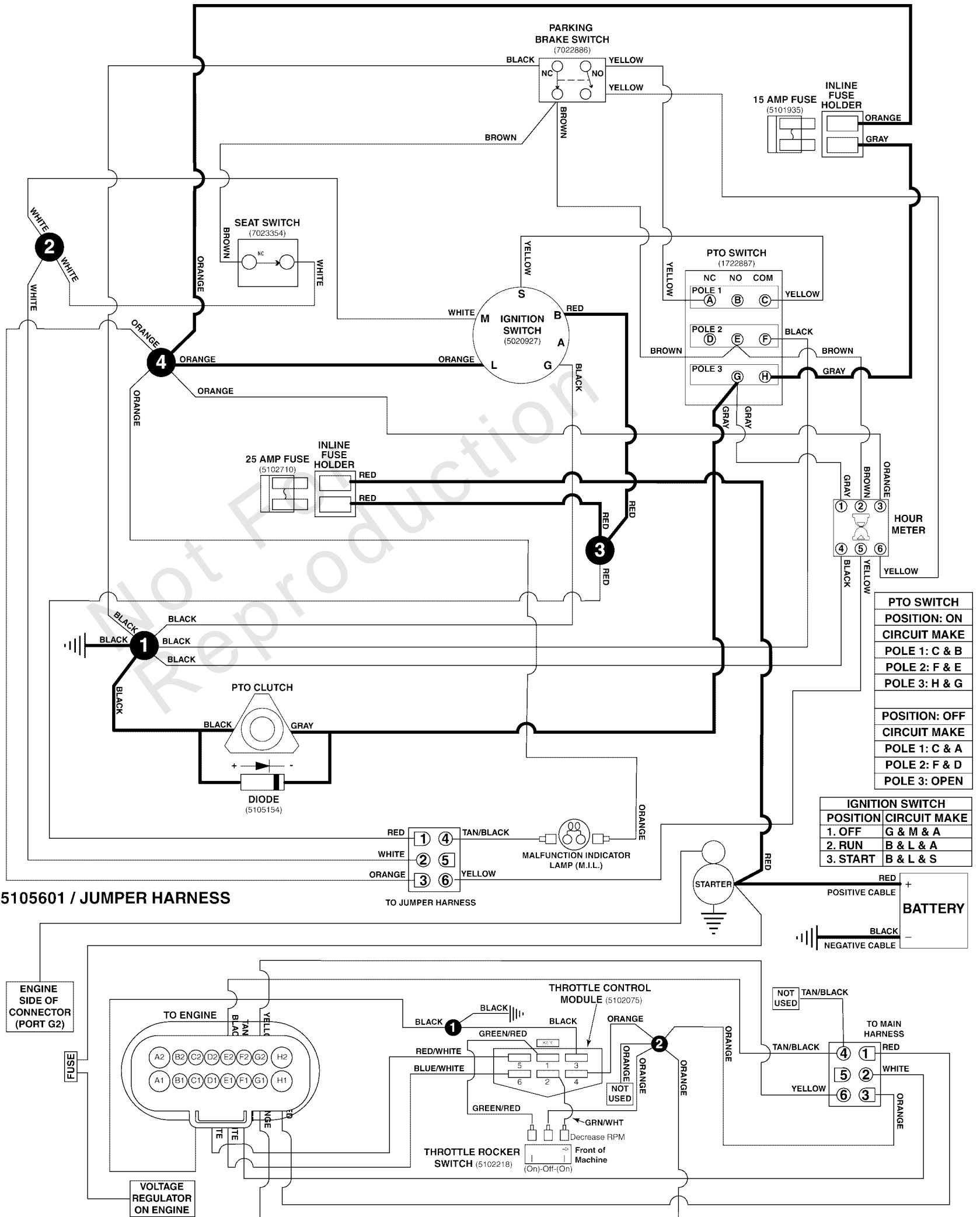
Note: Unless noted otherwise, use the standard torque specifications

Mfg. No: 5902080

## 5105535 MAIN WIRE HARNESS - KAWASAKI FT730V, FX850V, AND FX1000V EFI ENGINES

5105535C

(If internal schematic of the switch is not shown, the image of the switch represents the back view of the connector as it is connected to the switch.)



**Electrical Schematic - PTO Clutch Circuit - Kawasaki FT730V, FX850V, and FX1000V**

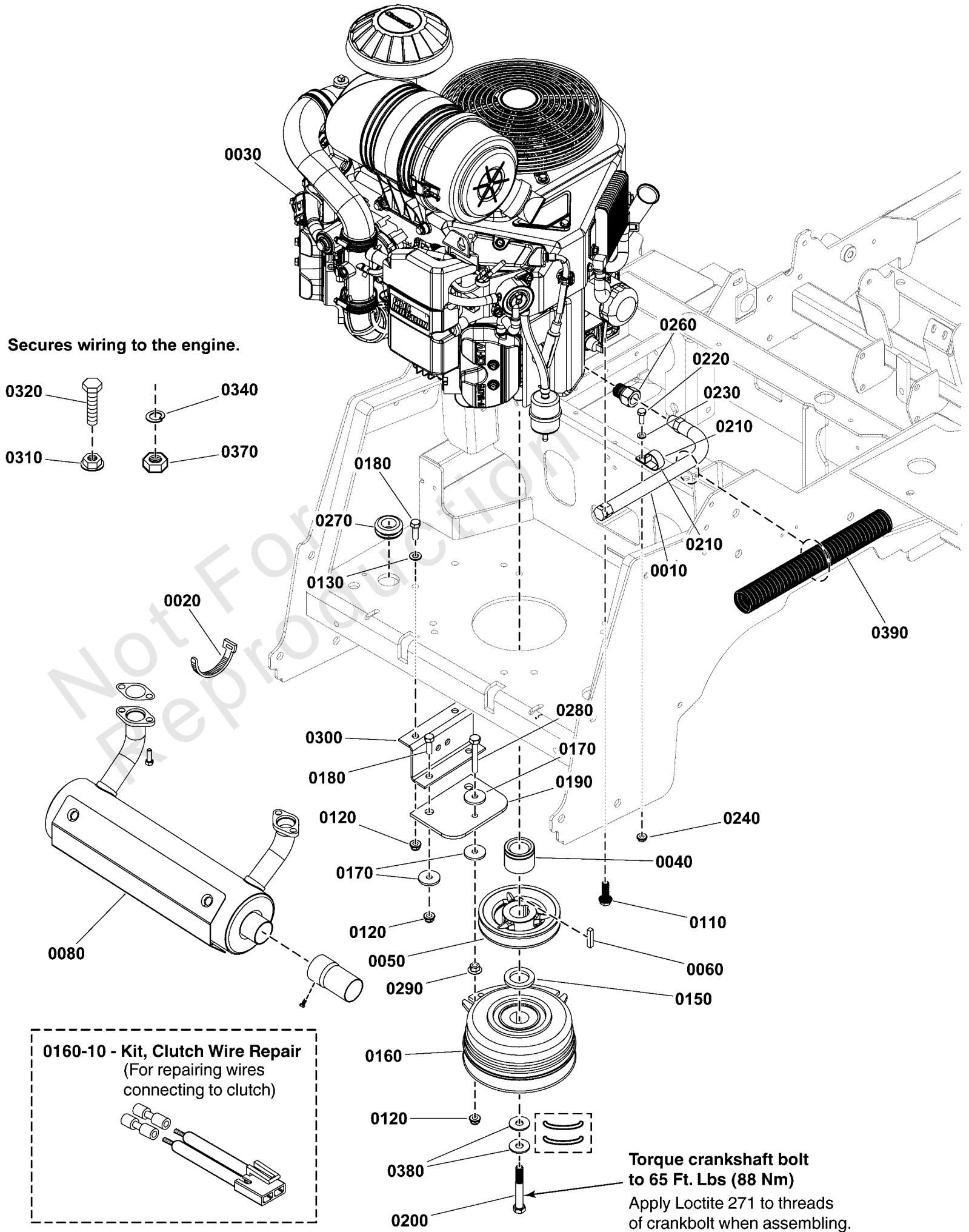
REF NO	PART NO	QTY	DESCRIPTION
5105535	5105535	1	HARNESS, Wiring, Large ZTR
5105601	5105601	1	HARNESS, JUMPER, KAWASKI EFI

Not For Reproduction

# Engine & PTO Group - Kawasaki FT730V EFI

Note: Unless noted otherwise, use the standard torque specifications

Mfg. No: 5902080



## Engine & PTO Group - Kawasaki FT730V EFI

REF NO	PART NO	QTY	DESCRIPTION
0010	5048681	1	HOSE, OIL DRAIN
0020	5101492	1	TIE, SELF-LOCKING, 24"
0030	-----	1	ENGINE, KAWASAKI, FT730V, EFI -(Refer to Note: *)
0040	5100926	1	SPACER, 1.13 X 1.75 X 1.35, CZ
0050	5021682	1	PULLEY, 4.75 OD X 1-1/8 BORE, BC-48
0060	5050407X10	1	KEY, 1/4" SQ. X 1-1/4
0080	5104326	1	MUFFLER, KAWI, HORIZONTAL, 5" CAN
0110	5025532	4	BOLT, HEX FLG, SER, GD5 3/8-16 X 1-1/4" PACH CZ -(Torque engine mounting bolts to 17 ft-lbs (23 Nm))
0120	5025392	6	NUT, 5/16-18 HEX NYLOCK FLANGE NUT
0130	5025155	2	WASHER, 5/16" SAE
0150	5046904	1	SPACER, 1.13 x 1.75 x .25
0160	5105090	1	CLUTCH WARNER 200 FT-LB 1.13 X 6.323
0160-10	5600575	1	KIT, CLUTCH WIRE REPAIR
0170	5044617	4	WASHER, .34 X 1.25 X 10 GA
0180	5025011X8	4	BOLT, 5/16-18 X 1" GRD5 YZ
0190	5043636	1	CLUTCH ANCHOR PAD
0200	5102866	1	BOLT, CRANKSHAFT, 7/16-20 X 3, GD8 -(Torque crankshaft bolt to 65 ft. lbs. (88 Nm))
0210	5021500	1	CLAMP, VINYL INSULATED, 1.00
0220	5025010X6	1	BOLT, 1/4"-20 X 3/4" GD5 YZ
0230	5025154	1	WASHER, 1/4 SAE
0240	5025126	1	NUT, 1/4-20 HEX SERR. FLANGE
0260	5022234	1	ADAPTER, Oil Drain
0270	5103944	1	GROMMET, 7/8"ID, 1/4" THICK STK
0280	5025055X18	1	BOLT, 5/16-18 X 2-1/4 TFL, GD5 YZ
0290	5025139	1	NUT, 5/16-18 HEX SERRATED FLANGE (LARGE)
0300	5410367A	1	ANCHOR, CLUTCH, IS600-IS700 - BLK
0310	5025355	1	NUT, M8-1.25 Hex Serrated Flange
0320	5025494	1	BOLT, M8-1.25 X 16MM GD8.8
0340	5025170	1	WASHER, 5/16 LOCK CZ
0370	5025536	1	NUT, HEX, M8-1.25, CZ, GD 8.8
0380	5025585	2	BELLEVILLE WASHER, 1.1875 X .442 X .098
0390	5050927X16	1	WIRE LOOM, 3/8 ID X 16 IN

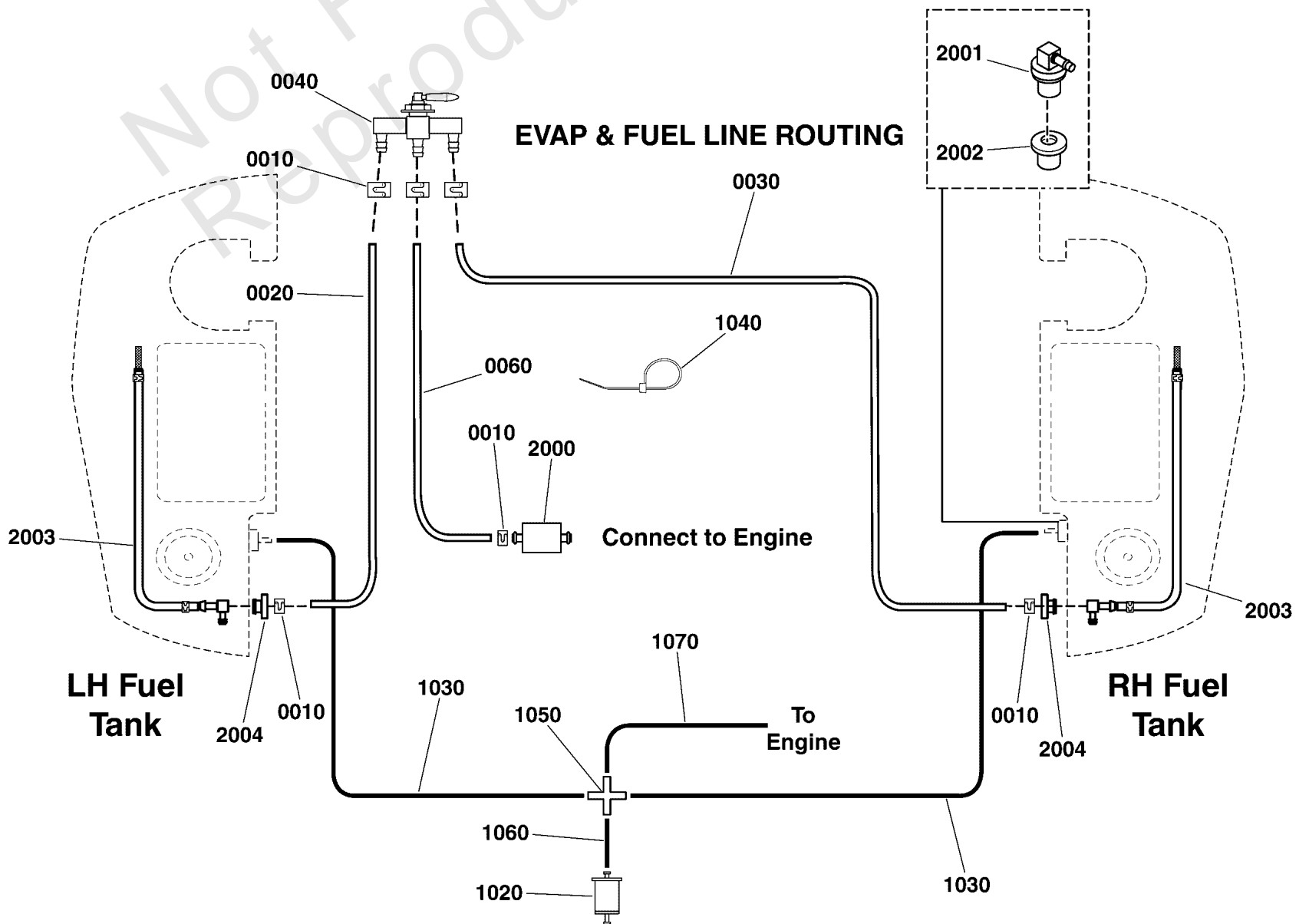
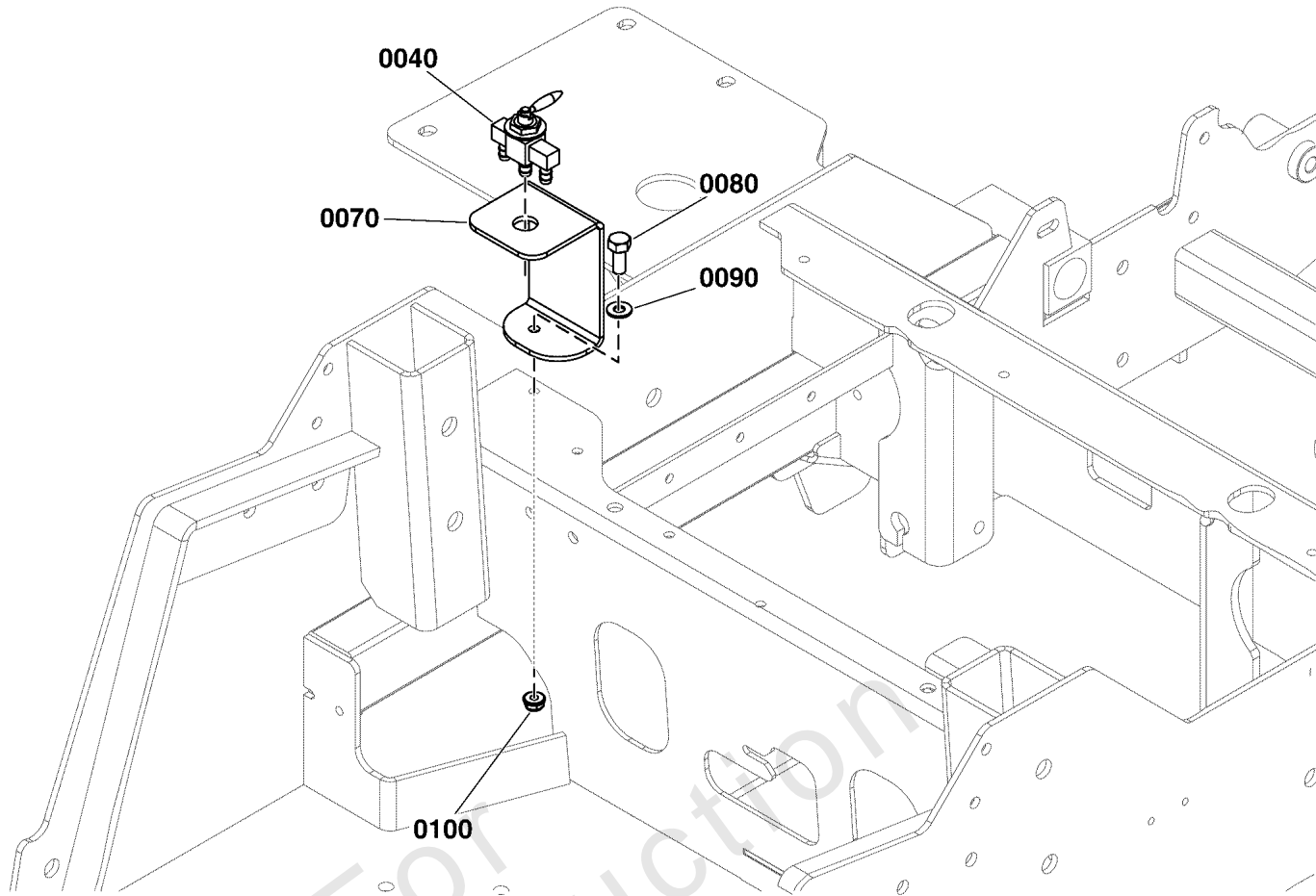
### Footnotes:

Note: \*If engine service parts are not listed see Engine Manufacturer for service parts.

# Fuel Supply Hose, Tank Replacement Parts, and EVAP Group

Note: Unless noted otherwise, use the standard torque specifications

Mfg. No: 5902080



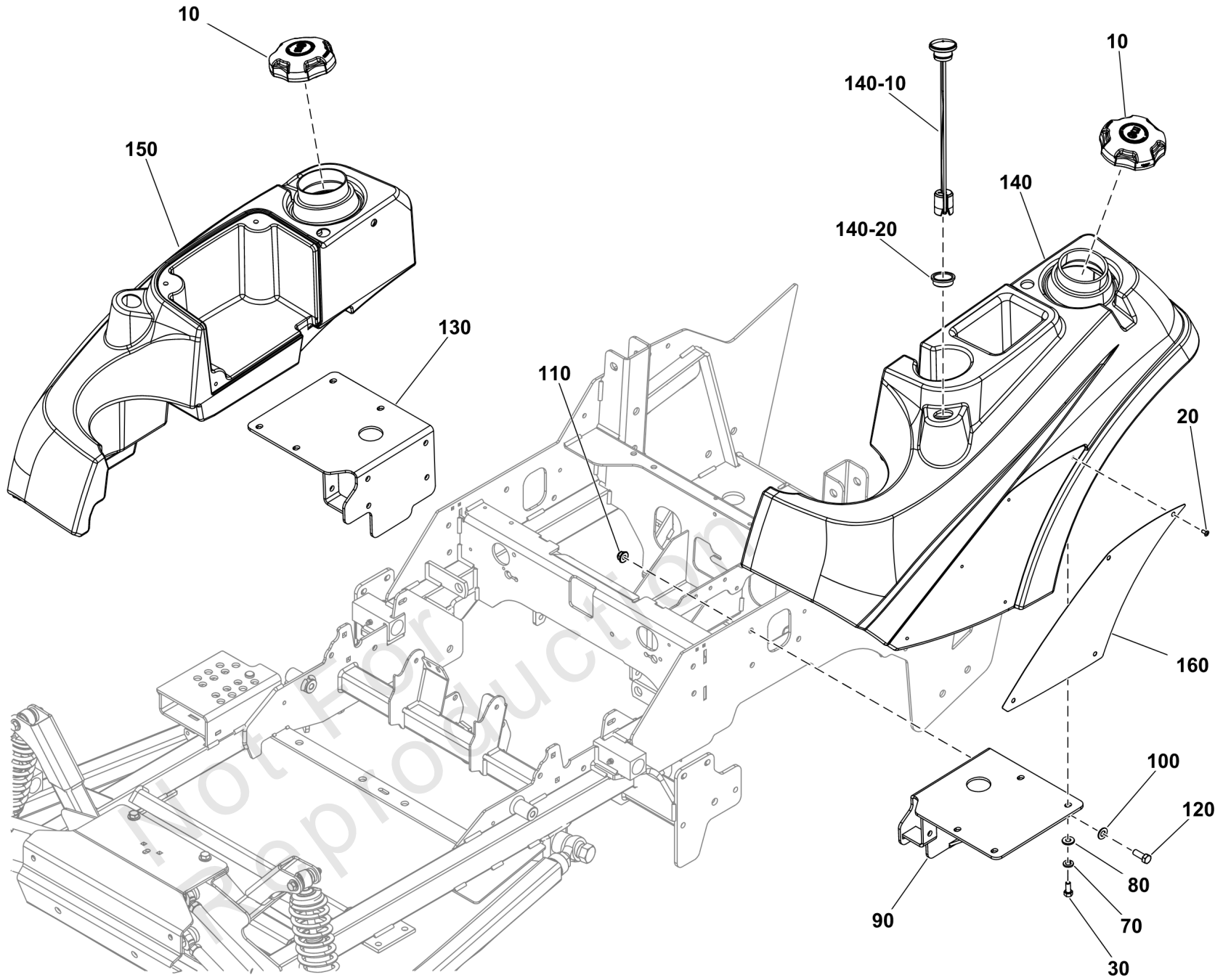
## Fuel Supply Hose, Tank Replacement Parts, and EVAP Group

REF NO	PART NO	QTY	DESCRIPTION
0010	93807	6	CLAMP, Hose
0020	5050831X11	1	1/4" Fuel Line, 11" Long
0030	5050831X27	1	HOSE, 1/4" FUEL, 27.00"
0040	5023358	1	VALVE, FUEL STRAIGHT, OUTLET
0060	5050831X26	1	HOSE, FUEL, 1/4 IN, LW PRMTN, 26" LONG
0070	5415357A	1	MOUNT, FUEL VALVE, 2100Z - BLK
0080	5025010X6	1	BOLT, 1/4"-20 X 3/4" GD5 YZ
0090	5025154	1	WASHER, 1/4 SAE
0100	5025391	1	NUT, 1/4-20 Hex Nylock Flange
1020	80025019	1	FILTER, FUEL
1030	7700552X23	2	HOSE, VAPOR, 5MM ID, 23.00 LG
1040	5021030	4	TIE, SELF-LOCKING, 6"
1050	5105394	1	FITTING, BARBED CROSS, 3/16" BLK NYLON
1060	7700552X3	1	HOSE, VAPOR, 5MM ID, 3.00 LG
1070	7700552X27	1	HOSE, VAPOR, 5MM ID, 27.00 LG
2000	5021178X3	1	FUEL FILTER (SV) -(SV)
2001	770046	2	REMOTE VENT ASSEMBLY -(SV)
2002	209043	2	GROMMET (SV) -(SV)
2003	5101144	2	PICKUP TUBE ASSEMBLY, FUEL LINE (SV) -(SV)
2004	1726400	2	BUSHING-FUEL TANK RED RUBBER -(SV)

# Fuel Tank and Mount Group

Note: Unless noted otherwise, use the standard torque specifications

Mfg. No: 5902080





## Fuel Tank and Mount Group

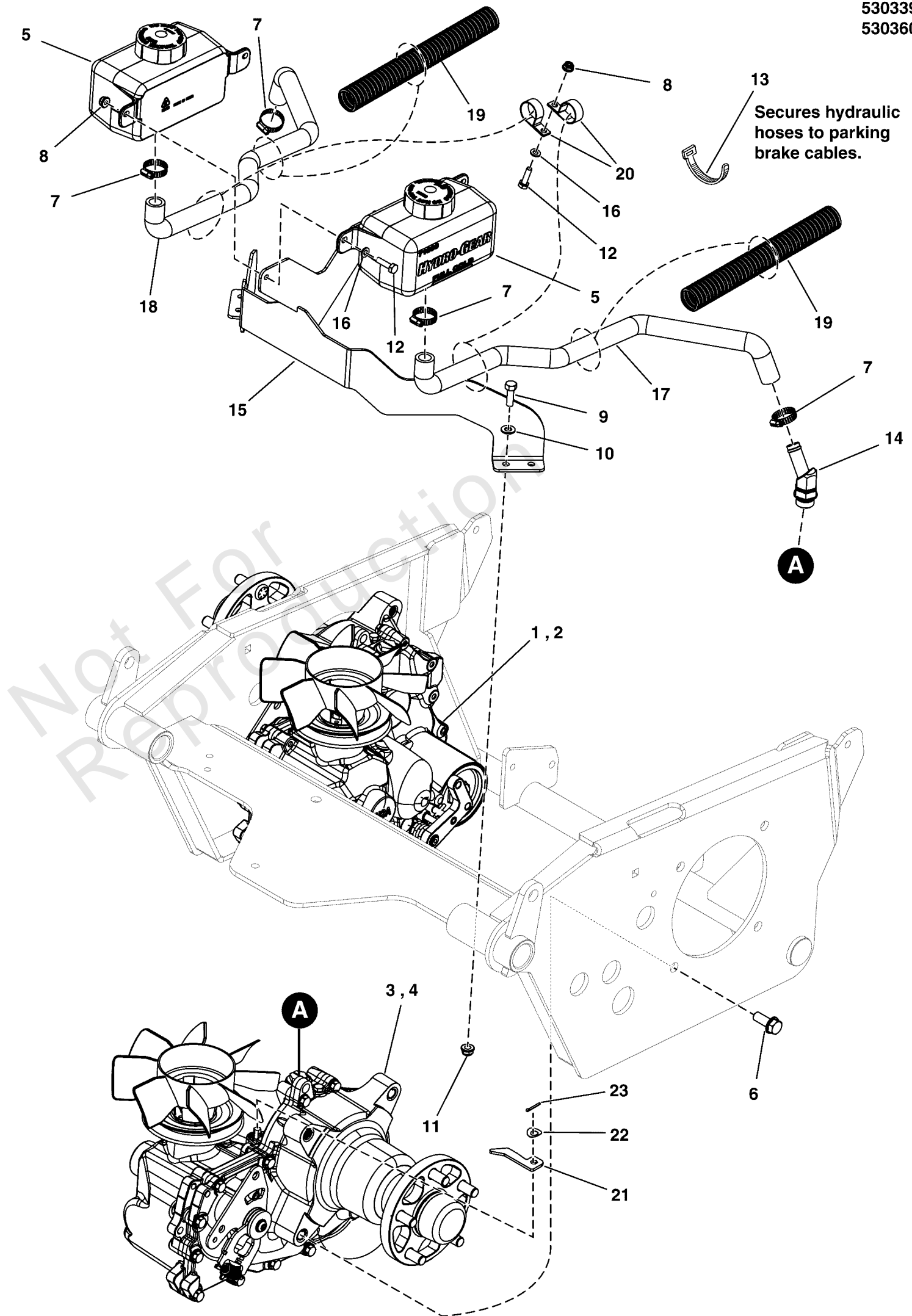
REF NO	PART NO	QTY	DESCRIPTION
10	84005958	2	CAP, FUEL TANK
20	5025386SM	8	SCREW, #10-24 X 3/8"
30	5025011X6SM	8	BOLT, 5/16-18 X 3/4"
70	5025170SM	8	WASHER, 5/16" LOCK
80	5025292SM	8	WASHER, 5/16" GD.9 FL
90	84008230	1	MOUNT, Tank
100	5025156FS	8	WASHER
110	5025394SM	8	NUT, 3/8-16 HEX NYLOCK
120	5025013X8SM	8	BOLT, 3/8-16 X 1" GD5
130	84008231	1	MOUNT, Tank
140	5108364FS	1	TANK, FUEL -(Includes items # 140-10 and 140-20.)
140-10	5022917FS	2	GAUGE, FUEL -(One per fuel tank)
140-20	5022917X1SM	2	GROMMET, FUEL GAUGE -(One per fuel tank)
150	5108363FS	1	TANK, FUEL
160	5401095BFS	2	BADGE

# Hydraulic Group

Note: Unless noted otherwise, use the standard torque specifications

Mfg. No: 5902080

5303399B  
5303601B



## Hydraulic Group

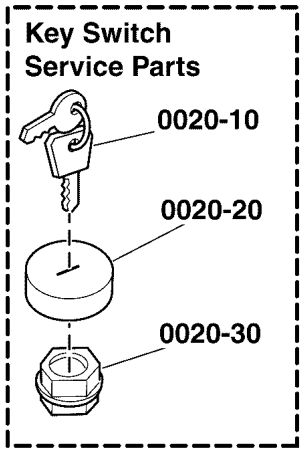
REF NO	PART NO	QTY	DESCRIPTION
1	5104385	1	TRANSAXLE, ZT4400, RH, 1710-1057R L-AXLE -(60"/61" Models Only)
2	5104388	1	TRANSAXLE, ZT4400, RH, 1710-1024R -(52" Models Only)
3	5104386	1	TRANSAXLE, ZT4400, LH, 1710-1057L L-AXLE -(60"/61" Models Only)
4	5104389	1	TRANSAXLE, ZT4400, LH, 1710-1024L -(52" Models Only)
5	5101998	2	HYDRO TANK, HYDRO-GEAR 71938, 1 LITER -(Includes item #5-1)
5-1	5100778X1	2	RESERVIOR CAP -(Not illustrated)
6	5025535	8	BOLT, 1/2-13 X 1-1/4, SF, PLT W/PATCH
7	5021164	4	CLAMP, #10 HOSE, STAINLESS
8	5025391	3	NUT, 1/4-20 HEX NYLOCK FLANGE
9	5025011X8	4	BOLT, 5/16-18 X 1 GD5 CZ
10	5025155	4	WASHER, 5/16" SAE
11	5025392	4	NUT, 5/16-18 HEX NYLOCK FLANGE
12	5025010X8	3	BOLT, 1/4-20 X 1" GD5 CZ
13	5021030	2	TIE, SELF-LOCKING, 6"
14	5104409	2	FITTING 22.5 ELBOW 5/8 TUBE-7/8-14 O-RING
15	84007971	1	MOUNT, Tank
16	5025154	3	WASHER, 1/4 SAE
17	5105178	1	HOSE, HYD RES, LH, IS2100Z
18	5105179	1	HOSE, HYD RES, RH, IS2100Z
19	5100384X13	2	LOOM, CONVOLUTED SPLIT, 1 ID - 13 LONG
20	5021500	2	CLAMP, VINYL INSULATED, 1.00
21	5104436	2	ARM, TRANSAXLE RELEASE, ZT4400
22	5023202	2	WASHER, WAVE, M10
23	80002736	2	PIN, 3/32 X 0.750, COT, ZINC/CLEAR

# Instrument Control Panel Group

Note: Unless noted otherwise, use the standard torque specifications

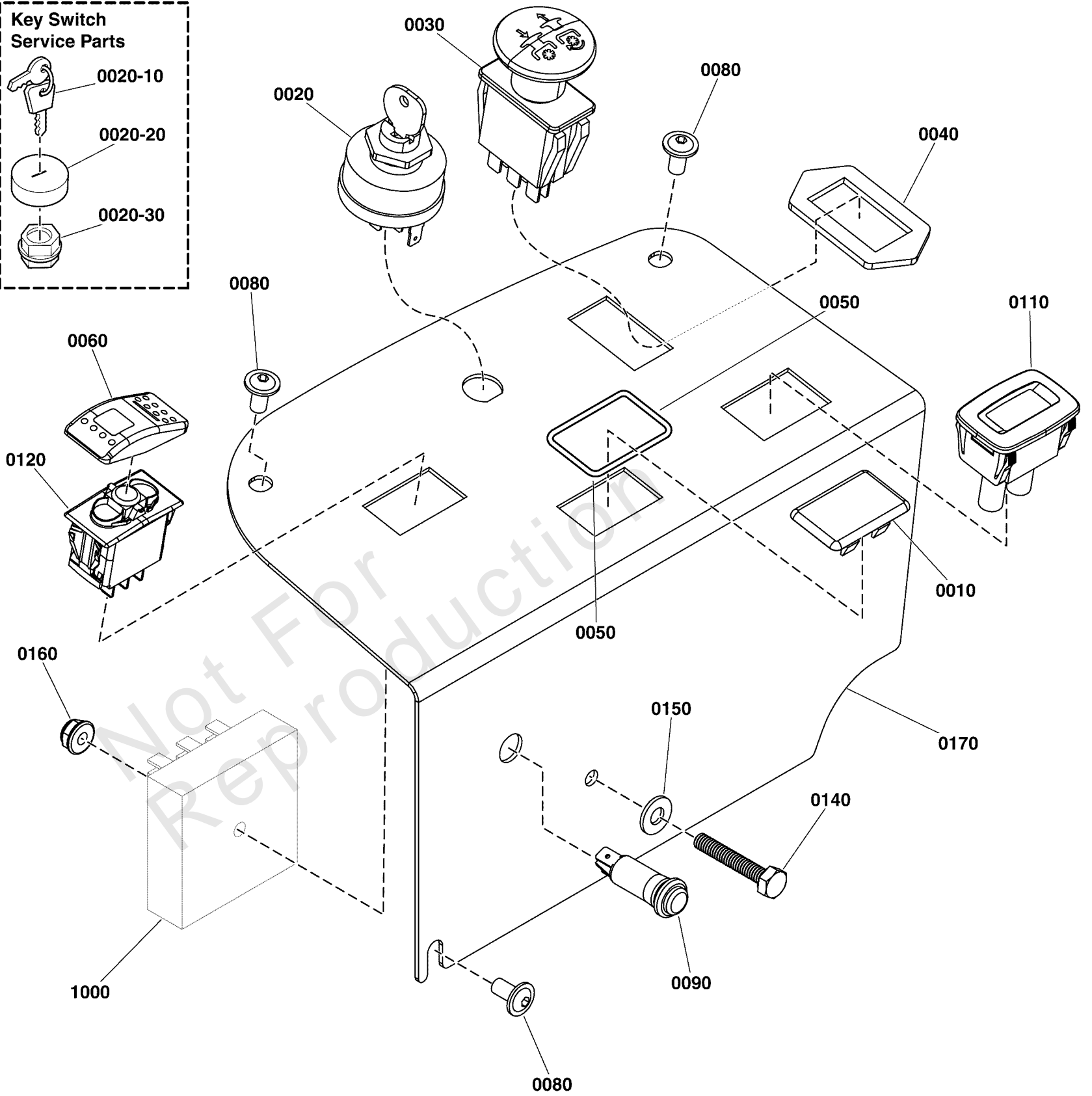
Mfg. No: 5902080

**Key Switch Service Parts**



0020-10  
0020-20  
0020-30

This diagram shows three components of a key switch assembly: a key (0020-10), a cylindrical base (0020-20), and a mounting nut (0020-30).



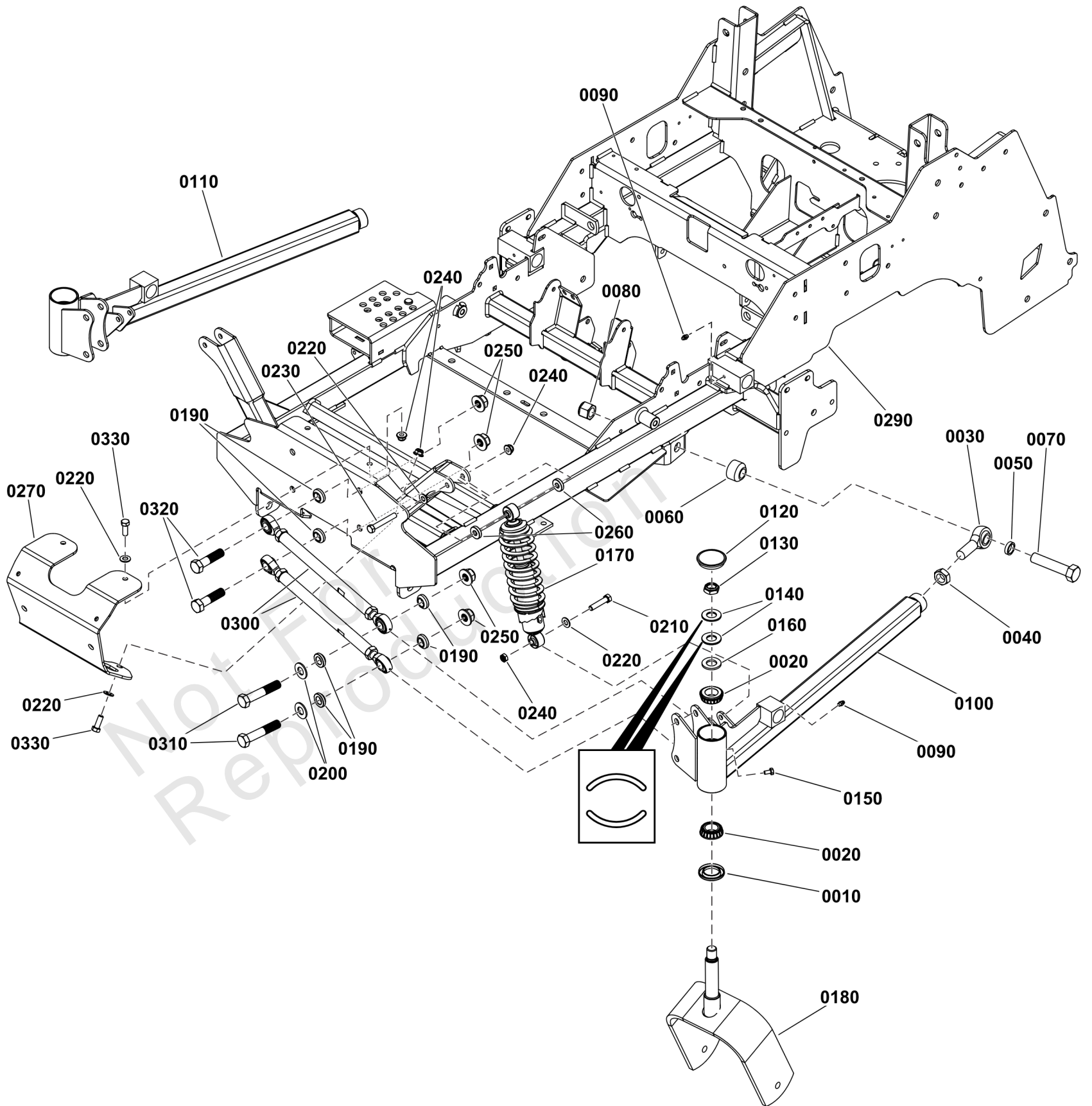
## Instrument Control Panel Group

REF NO	PART NO	QTY	DESCRIPTION
0010	1709188	1	PLUG, .820X1.44 HOLE, BLACK PLASTIC
0020	5020927	1	SWITCH, IGNITION, 6 POST
0020-10	5022789	1	KEY, IGNITION MOLDED SET
0020-20	5022790	1	COVER, PLASTIC, SNAP ON
0020-30	5022791	1	PLASTIC NUT
0030	1722887	1	SWITCH-PTO PUSH
0040	5022222	1	RING, SWITCH RETAINER
0050	5022269	1	O-RING, 7/8" ID X 1/16" W
0060	5102219	1	ACTUATOR, ROCKER SWITCH - RED
0080	5106469	3	SCREW, FLANGE, ALLEN HD, 1/4-20X.5 S/S
0090	5103809	1	LIGHT, INDICATOR, PANEL, LED, RED
0110	-----	1	HOUR METER, 2 CHANNEL
0120	5102218	1	BODY, ROCKER SWITCH
0140	5025010X12	1	BOLT, 1/4-20 X 1-1/2 GD5 CZ
0150	5025154	1	WASHER, 1/4 SAE
0160	5025391	1	NUT, 1/4-20 Hex Nylock Flange
0170	5417122A	1	PANEL, CONTROL, IS2100Z, KAWI EFI - BLK

# Main Frame and Front Suspension Group

Note: Unless noted otherwise, use the standard torque specifications

Mfg. No: 5902080



## Main Frame and Front Suspension Group

REF NO	PART NO	QTY	DESCRIPTION
0010	5021072SM	2	SEAL, GREASE
0020	5020884SM	4	BEARING, TAPERED ROLL
0030	5022039SM	2	BALL JOINT, 3/4-16, M
0040	5025093SM	2	NUT, 3/4-16 HEX JAM
0050	5047461SM	2	SPACER, .76 X 1.00 X
0060	5046093SM	2	SPACER, .75 X 1.50 X
0070	5025265X28SM	2	BOLT, 3/4-16 X 3-1/2" -(Torque A-Arm Mount Bolts to 165-170 ft-lbs (224-230 Nm))
0080	5025284SM	2	NUT, 3/4-16 HEX NYLON
0090	5020095SM	4	GREASE FITTING, 1/4-2
0100	84008273	1	ARM, Suspension - LH
0110	84008274	1	ARM, Suspension - RH
0100	5419145BFS	1	ARM ASSEMBLY
0110	5419144BFS	1	ARM ASSEMBLY
0120	5109845FS	2	CAP
0130	5025448SM	2	NUT - 3/4-16 HEX JAM
0140	5025449SM	4	WASHER, BELLEVILLE
0150	5025457SM	2	BOLT - 1/4-28 X 1/2
0160	5025160SM	2	WASHER, 3/4" SAE
0170	5107851FS	2	ABSORBER, SHOCK
0180	5419196BFS	2	YOKE, CASTER
0190	84006987	12	SPACER
0200	5025158SM	4	WASHER, 1/2" SAE
0210	703589	2	CAPSCREW, 3/8-16X2
0220	5025156FS	8	WASHER
0230	84007037	2	BOLT
0240	5025394SM	8	NUT, 3/8-16 HEX NYLOCK
0250	84004661	8	LOCKNUT
0260	84006562	4	SPACER
0270	5419630BFS	1	PLATE
0290	-----	1	WELD, MAIN FRAME, ISX2200/800 - RED -(Refer to Note: *)
0300	84006986	4	ARM, CONTROL
0310	5025017X22SM	4	BOLT, 1/2-13 X 2-3/4"
0320	5025017X16YP	4	BOLT, 1/2-13 X 2 GD5
0330	5025013X8SM	4	BOLT, 3/8-16 X 1" GD5
1000	5020883	2	CUP, BEARING (SV) -(Not illustrated)

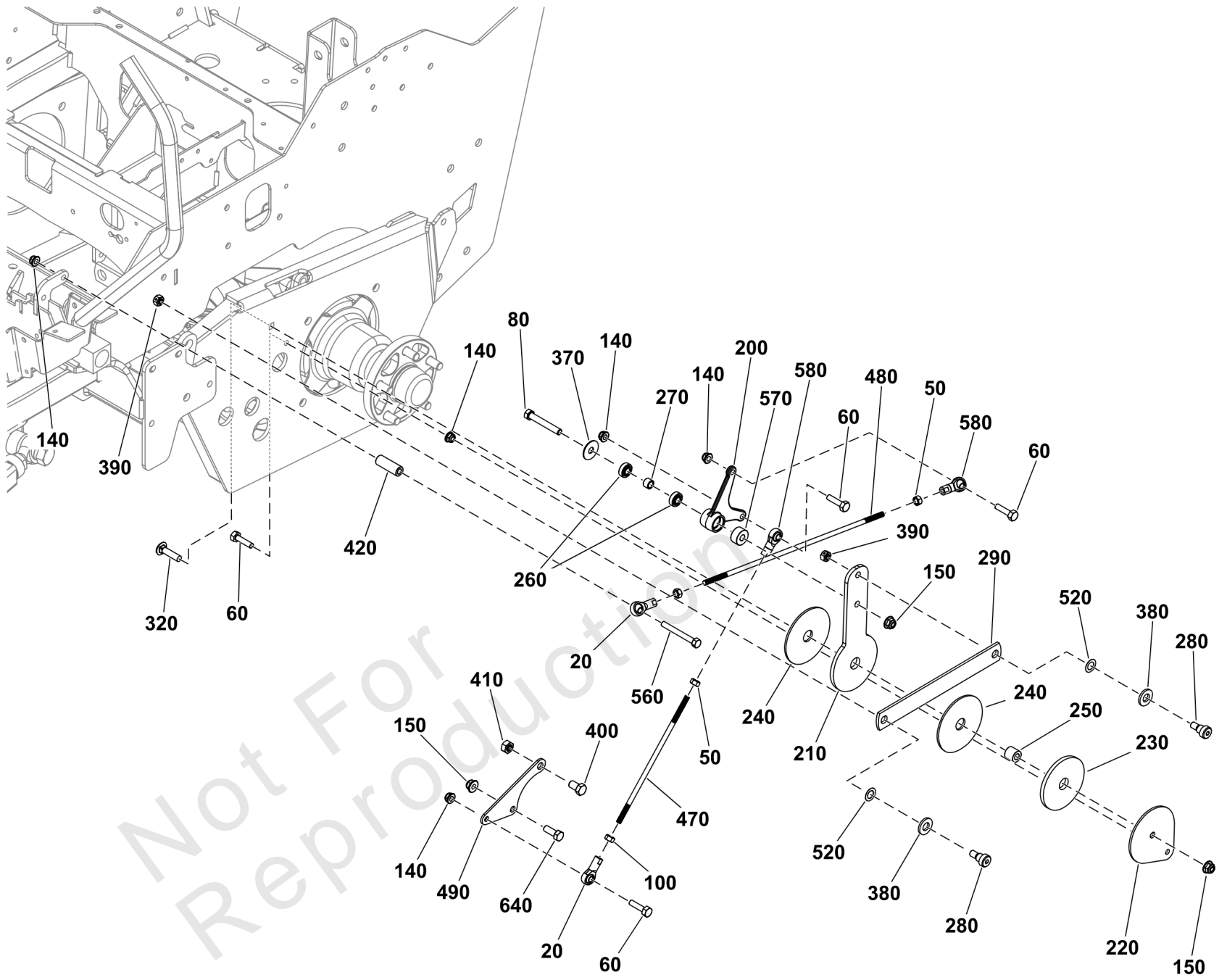
### Footnotes:

Note: \*If replacing contact the Service Department at 1-800-933-6175.

# Motion Control Group - Control System

Note: Unless noted otherwise, use the standard torque specifications

Mfg. No: 5902080





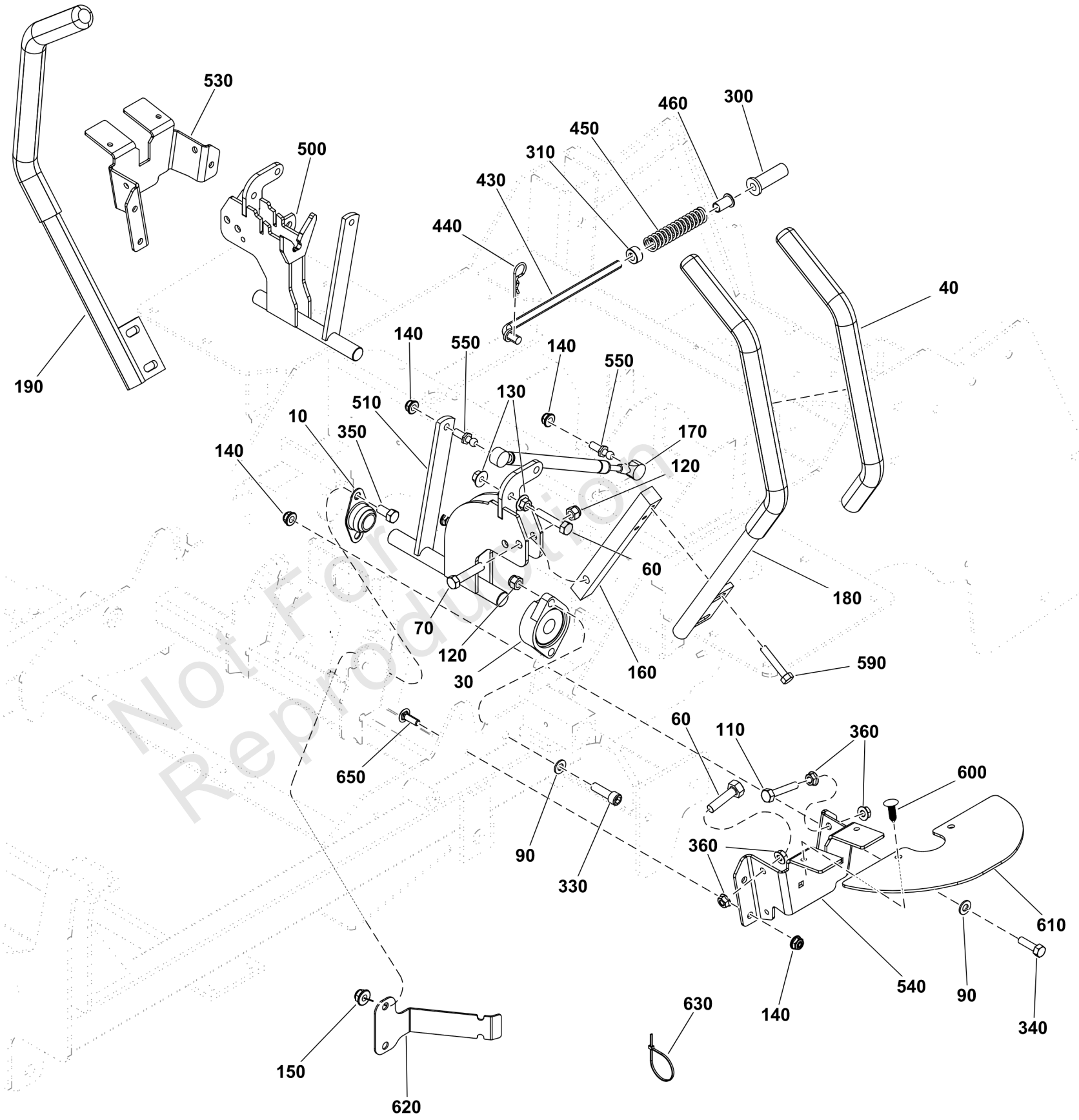
## Motion Control Group - Control System

REF NO	PART NO	QTY	DESCRIPTION
20	5104493YP	4	BALL JOINT 5/16-24 RH
50	5023212SM	4	NUT, 5/16-24 HEX, LH
60	5025055X10YP	12	BOLT, 5/16-18 X 1-1/4
80	84007037	2	BOLT
100	5025033FS	4	NUT
140	5025392FS	20	NUT
150	5025394SM	10	NUT, 3/8-16 HEX NYLOCK
200	5103718YP	2	PIVOT, CONTROL SYSTEM
210	5410268YP	2	PLATE, CTRL SYST ARM
220	5410271AYP	2	PLATE, CTRL SYSTEM LK
230	5103704YP	2	PAD, .77 X 3.50 X .25
240	5103672YP	4	PAD, CONTROL SYSTEM
250	5103705YP	2	SPACER, .39X.75X.69
260	5102003YP	4	BEARING, .375ID
270	5103676YP	2	SPACER, .39X.55X.38
280	5025356SM	4	BOLT, 3/8-16 X 3/8",
290	5411375AYP	2	LINK, CONTROL SYSTEM ARM, IS2100 - BLK
320	5025146X12YP	2	BOLT, 3/8-16 X 1-1/2
370	5025165SM	2	WASHER, 3/8" FENDER
380	5025440SM	4	WASHER, 1/2" YELLOW
390	5025100SM	4	NUT, 3/8-16 HEX SIDE
400	5025015X6SM	2	BOLT, 7/16-14
410	5025044SM	2	NUT, 7/16-14 HEX
420	84008020	2	SPACER
470	5104053YP	2	ROD, 5/16-24
480	5102255YP	2	ROD, HYDRO LINKAGE
490	5411301AYP	2	PLATE, CONTROL MOUNT
520	5103784YP	4	WAVE WASHER
560	5025011X22YP	2	BOLT, 5/16-18 X 2-3/4
570	5046860SM	2	SPACER
580	5104494YP	4	BALL JOINT 5/16-24 LH
640	5025013X8SM	2	BOLT, 3/8-16 X 1" GD5

# Motion Control Group - Handles and Dampeners

Note: Unless noted otherwise, use the standard torque specifications

Mfg. No: 5902080



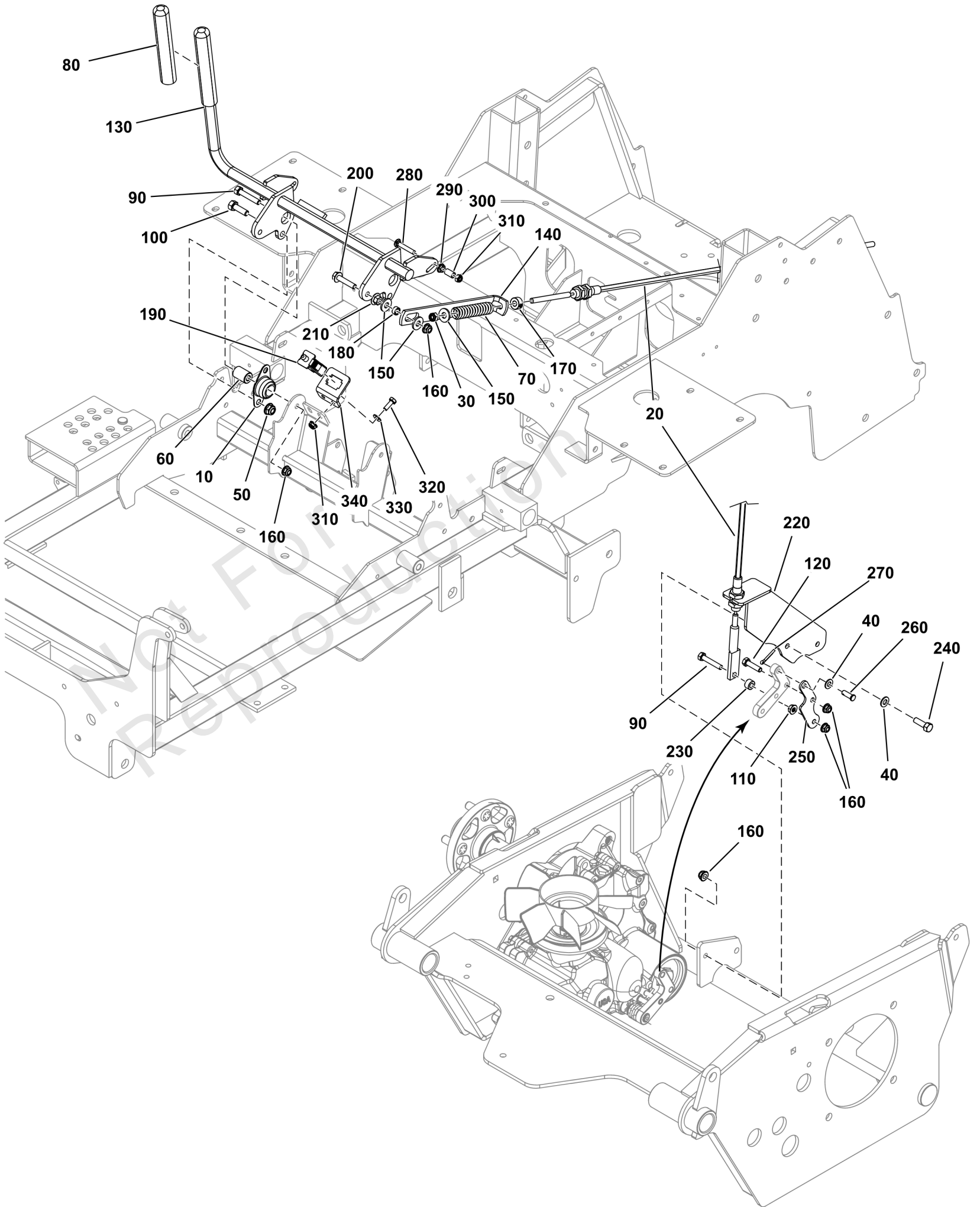
## Motion Control Group - Handles and Dampeners

REF NO	PART NO	QTY	DESCRIPTION
10	5021098SM	2	BEARING, BRONZE FLANG
30	5021499SM	2	BEARING, FLANGE
40	5104722FS	2	GRIP
60	5025055X10YP	12	BOLT, 5/16-18 X 1-1/4
70	5025013X14SM	4	BOLT, 3/8-16 X 1-3/4"
90	703350	6	WASHER
110	5025055X14SM	2	BOLT, 5/16-18 X 1-3/4
120	5025096SM	8	NUT, 3/8-16 HEX NYLON
130	5025139SM	4	NUT, 5/16-18 HEX SERR
140	5025392FS	20	NUT
150	5025394SM	10	NUT, 3/8-16 HEX NYLOCK
160	5047004AYP	2	MOUNT, CONTROL ARM
170	5100940SM	2	DAMPNER, CONTROL
180	84004629	1	CONTROL, HANDLE -(Includes ref # 40).
190	84004630	1	CONTROL, HANDLE -(Includes ref # 40).
300	5104375YP	2	BUSHING, FLANGED, 3/8
310	5010546SM	2	COLLAR, 3/8" SET
330	5025327SM	4	BOLT, 3/8-16 X 1-1/4
340	5025011X6SM	2	BOLT, 5/16-18 X 3/4"
350	5025013X6SM	4	BOLT, 3/8-16 X 3/4" G
360	5025127SM	8	NUT, 5/16-18 HEX SERR
430	5100947SM	2	ROD, NEUTRAL
440	5025210YP	2	PIN, HAIR, .0915 X 1-7/8
450	5022645SM	2	SPRING, REVERSE RETUR
460	5023260SM	2	BUSHING, NYLON
500	5416664AYP	1	SHAFT-CONTROL
510	5416663AYP	1	SHAFT-CONTROL
530	5416170AYP	1	PLATE
540	5416171AYP	1	PLATE
550	5101307SM	4	10MM BALL STUD, 5/16-
590	703354	4	SCREW, 5/16-18
600	5025431SM	4	PUSH RIVET (TREE TYPE
610	5401248SM	2	GUARD, RUBBER MOTION
620	5413137AYP	1	BRACKET, HARNESS MOUNT, 2100 - BLK
630	5021030SM	1	TIE WRAP, 5-1/2" LONG
650	5025145X6SM	4	BOLT, 5/16-18 X 3/4",

# Parking Brake Group

Note: Unless noted otherwise, use the standard torque specifications

Mfg. No: 5902080



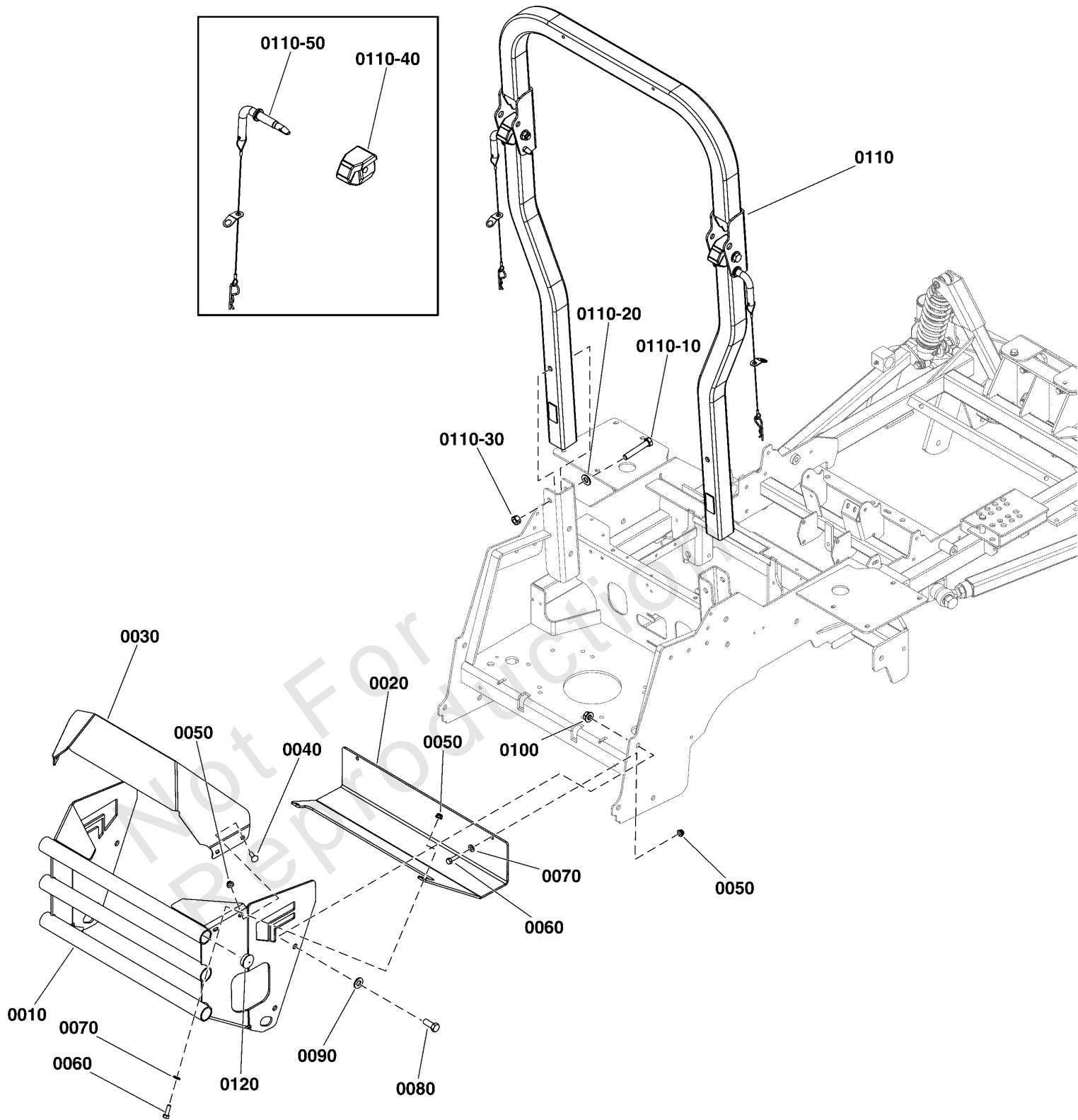
## Parking Brake Group

REF NO	PART NO	QTY	DESCRIPTION
10	5021098SM	2	BEARING, BRONZE FLANG
20	5104235YP	2	CABLE, PARKING BRAKE
30	5025045SM	2	NUT, 5/16-24 HEX NYLO
40	703350	6	WASHER
50	5025394SM	4	NUT, 3/8-16 HEX NYLOCK
60	5042134SM	2	SPACER, .32 X .75 X 1
70	5100385YP	2	SPRING, COMP. 1/2 ID
80	5101038SM	1	GRIP, FOAM
90	5025011X14SM	4	BOLT, 5/16-18 X 1-3/4
100	5025013X6SM	4	BOLT, 3/8-16 X 3/4" G
110	5025127SM	2	NUT, 5/16-18 HEX SERR
120	5025055X10YP	2	BOLT, 5/16-18 X 1-1/4
130	5601396	1	WELD, BRAKE SHAFT, LOCKOUT, P1/P2 (w/ Grip)
140	5413063AYP	2	LINK, BRAKE
150	5025337FS	6	WASHER
160	5025392FS	12	NUT
170	5020047SM	2	COLLAR, 5/16" SET
180	5102463YP	2	SPACER, .33 X .50X.25
190	7022886YP	1	SWITCH, DP NO/NC SNAP
200	5023157SM	2	BOLT - 5/16-18
210	5025139SM	2	NUT, 5/16-18 HEX SERR
220	84008227	2	BRACKET, Brake
230	5103767YP	2	SPACER, .33X.625X.360
240	5025011X8FS	4	BOLT
250	5413575AYP	2	PLATE, BRAKE ARM
260	84003641	2	PIN, CLEVIS
270	5025203X6SM	2	PIN - COTTER
280	704214	2	BOLT, 1/4-20 X 1.5
290	5025126FS	2	NUT
300	5041483YP	2	SPACER
310	5025095SM	4	NUT, 1/4-20 HEX NYLON
320	5025010X6SM	2	BOLT, 1/4-20 X 3/4" G
330	84007033	2	WASHER
340	5415932AYP	1	TAB

# Rear Bumper and ROPS Group

Note: Unless noted otherwise, use the standard torque specifications

Mfg. No: 5902080



## Rear Bumper and ROPS Group

REF NO	PART NO	QTY	DESCRIPTION
0010	-----	1	USE 5109537B - WELD, BUMPER -(S/N: 4001662490 & Below)(Refer to Note: ***)
0010	5109537B	1	WELD, BUMPER, ISX2200 - RED -(S/N: 4001662491 & Above)
0020	-----	1	USE 5109538AA - PLATE, HEAT SHIELD -(S/N: 4001662490 &  Below)(Refer to Note: ***)
0020	5109538AA	1	PLATE, HEAT SHIELD, ISX2200 - BLK -(S/N: 4001662491 &  Above)(Refer to Note: **)
0030	5108377B	1	PLATE, ENG GUARD, ISX2200 - RED
0040	5025145X8	4	BOLT, 5/16-18 X 1, CARRIAGE, GD5, CZ
0050	5025392	8	NUT, 5/16-18 HEX NYLOCK FLANGE NUT
0060	5025011X8	4	BOLT, 5/16-18 X 1" GRD5 YZ
0070	5025155	4	WASHER, 5/16" SAE
0080	5025017X10	4	BOLT, 1/2-13 X 1-1/4 GD5 CZ
0090	5025158	4	WASHER, 1/2 SAE
0100	5025396	4	NUT, Hex Flange, Nylock, 1/2-13
0110	-----	1	ROPS, ISX2200 , RED -(Refer to Note: *)
0110-10	5025017X24	2	BOLT, 1/2-13 X 3" GD5 CZ
0110-20	5025158	2	WASHER, 1/2 SAE
0110-30	5025332	2	NUT, 1/2-13 Hex Side Lock
0110-40	5108027	2	BLOCK, ROPS
0110-50	5108350	2	HINGE PIN ASSEMBLY
0120	5023484	6	PLUG, PANEL, 1.25 - BLACK

### Footnotes:

Note: \*Contact the Service Department at 1-800-933-6175 for roll bar replacement parts. You must provide the serial number of the roll bar system.

Note: \*\*New heat shield is installed on the outside of the

Note: \*\*\*For Kawaski EFI models you must replace both the

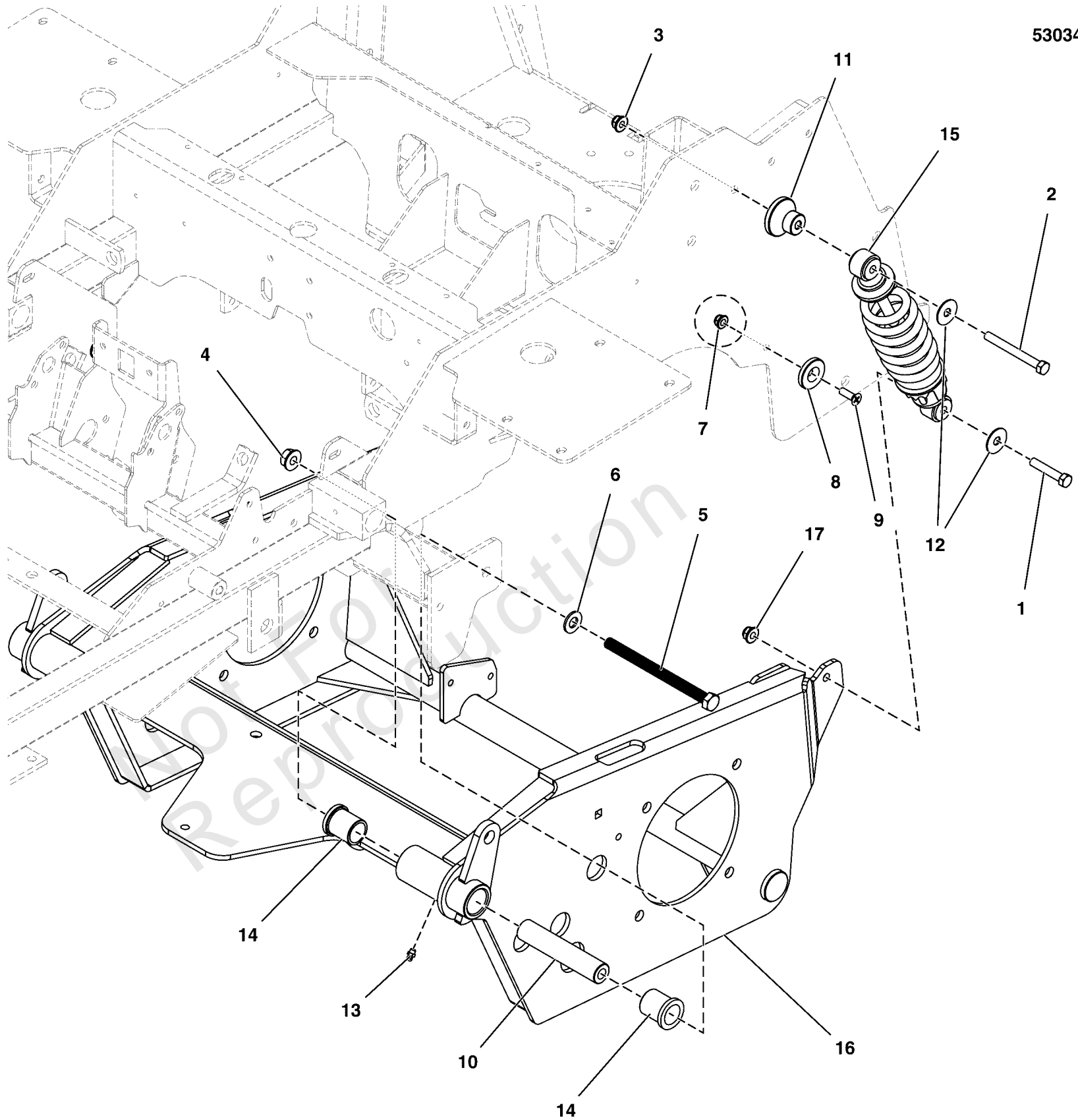
Note: \*\*\*For Kawaski EFI models

# Rear Suspension Group

Note: Unless noted otherwise, use the standard torque specifications

Mfg. No: 5902080

5303403A





## Rear Suspension Group

REF NO	PART NO	QTY	DESCRIPTION
1	80003522	2	HHCS, 3/8-16 X 2.00, GR5, ZINC/CLEAR
2	5025013X28	2	BOLT, 3/8-16 X 3-1/2" GD5 CZ
3	5025394	2	NUT, 3/8-16 HEX NYLOCK FLANGE
4	5025396	2	NUT, Hex Flange, Nylock, 1/2-13
5	5025488X52	2	BOLT, 1/2-13 X 6-1/2 GD8, YZ
6	5025158	2	WASHER, 1/2 SAE
7	5025392	2	NUT, 5/16-18 HEX NYLOCK FLANGE
8	5102701	2	SPACER, .34 X 1.54 X .25, PL
9	5025594	2	SCREW, 5/16-18X1, PHILLIPS HD. BZ
10	5100194	2	SPACER, .52 X 1.00 X 5.00
11	5104704	2	SPACER, .39 X 2.00 X 1.35, PM
12	5025165	4	WASHER-3/8 FENDER
13	5020095	2	GREASE FITTING, 1/4-28 STRAIGHT
14	5021541	4	BUSHING, FLANGE
15	5104060	2	SHOCK / SPRING ASSEMBLY, OE22376
16	84007760	1	CRADLE, Suspension
17	5025394	2	NUT, 3/8 - 16 HEX NYLOCK FLANGE

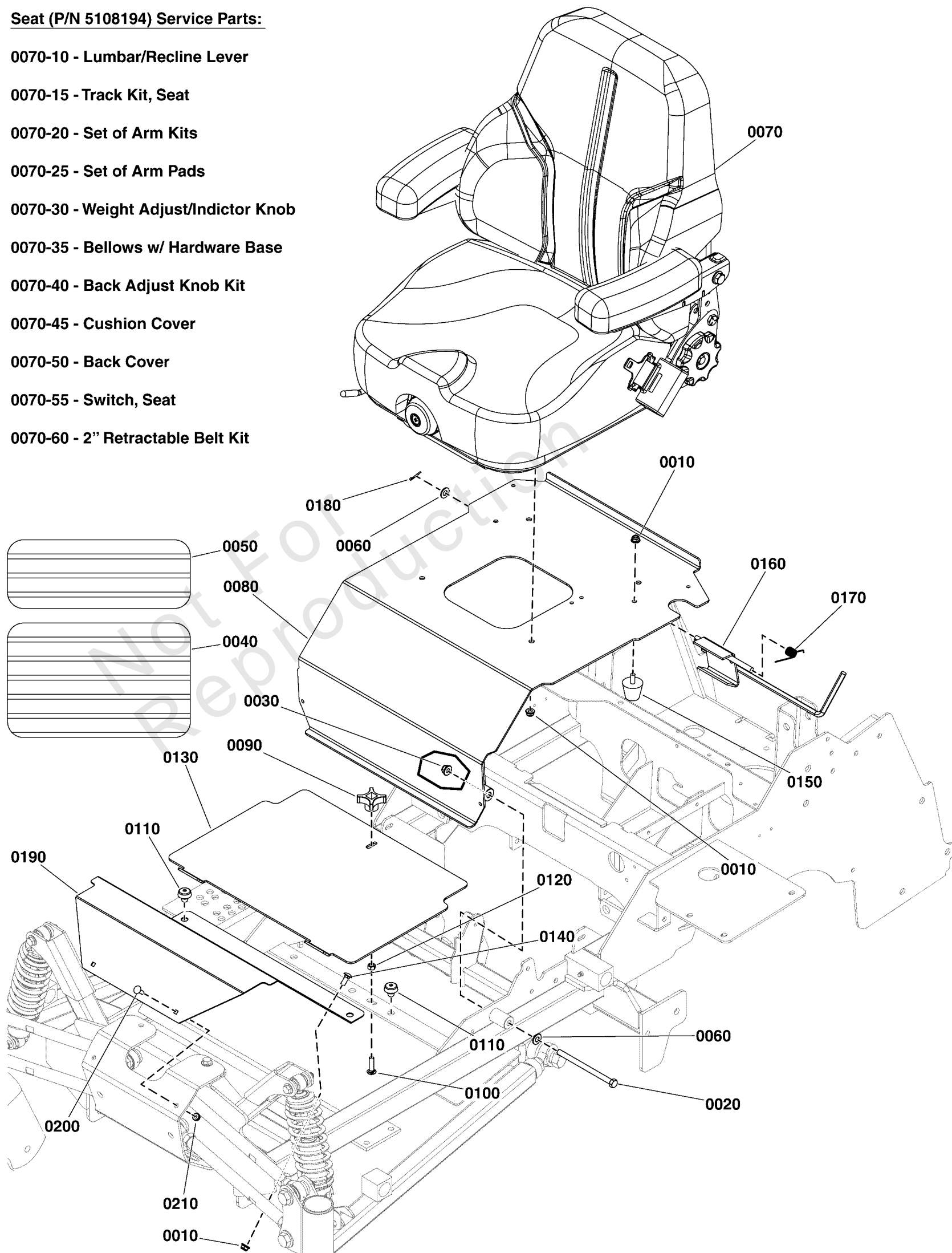
# Seat Mount and Floor Group

Note: Unless noted otherwise, use the standard torque specifications

Mfg. No: 5902080

## Seat (P/N 5108194) Service Parts:

- 0070-10 - Lumbar/Recline Lever
- 0070-15 - Track Kit, Seat
- 0070-20 - Set of Arm Kits
- 0070-25 - Set of Arm Pads
- 0070-30 - Weight Adjust/Indicator Knob
- 0070-35 - Bellows w/ Hardware Base
- 0070-40 - Back Adjust Knob Kit
- 0070-45 - Cushion Cover
- 0070-50 - Back Cover
- 0070-55 - Switch, Seat
- 0070-60 - 2" Retractable Belt Kit



## Seat Mount and Floor Group

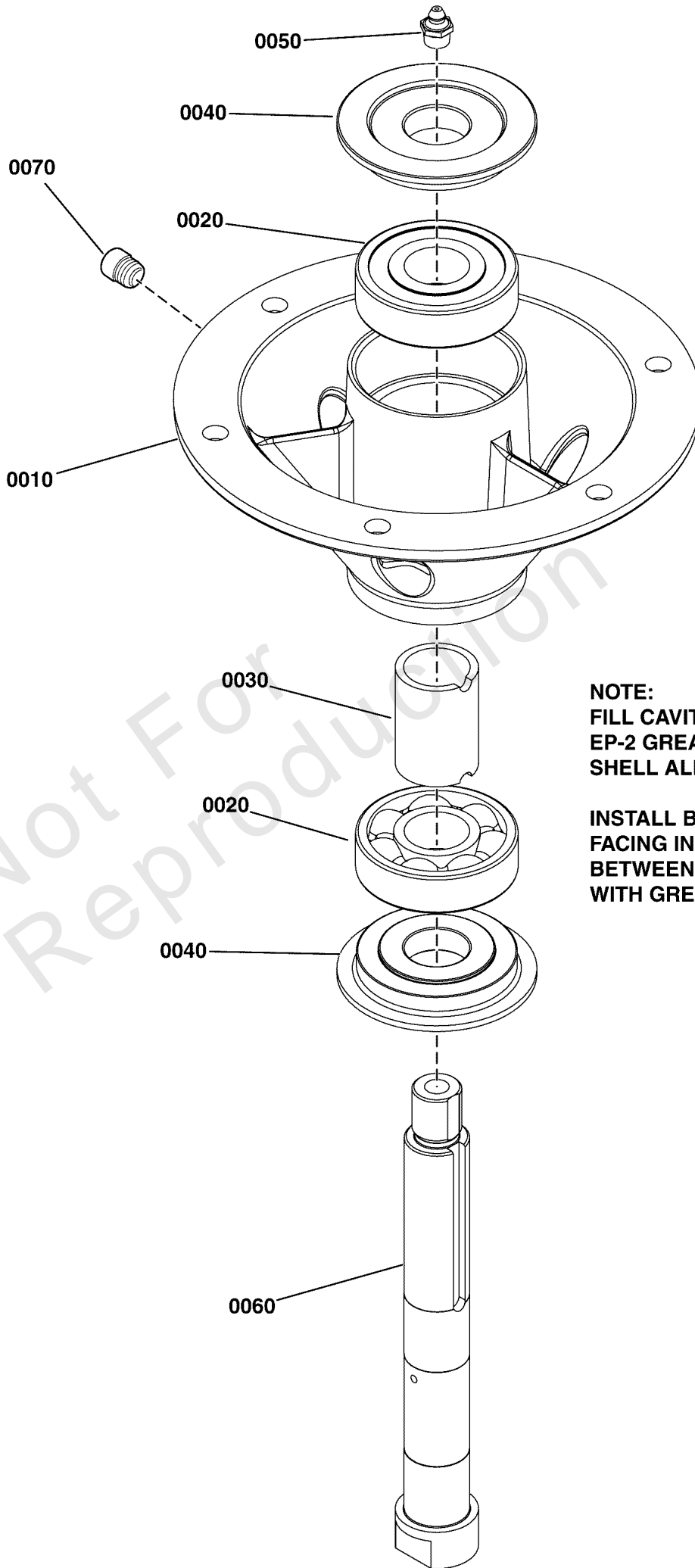
REF NO	PART NO	QTY	DESCRIPTION
0010	5025392	8	NUT, 5/16-18 HEX NYLOCK FLANGE NUT
0020	5025013X44	2	BOLT, 3/8-16 X 5-1/2" GD5 CZ
0030	5025394	2	NUT, 3/8 - 16 HEX NYLOCK FLANGE
0040	5101333	1	SAFETY WALK, FLOOR PLATE, S50X, 10X17.13
0050	5101374	1	SAFETY WALK, FLOOR REST, 16.00 X 6.00
0060	5025156	3	WASHER, 3/8 SAE
0070	5108194	1	SEAT, HIGH BACK,SUSP,SWITCH & SEAT BELTS
0070-10	5105099X2	1	LUMBAR/RECLINE/ISO LVR W/ RLL PIN BS -(SV)
0070-15	5104720X1	1	4" SINGLE LOCKING TRACKS BASE -(SV)
0070-20	5106325X2	1	SET OF ARM KITS -(SV)
0070-25	5106325X3	1	SET OF ARM PADS -(SV)
0070-30	5104720X2	1	WEIGHT ADJUST INDICATOR KNOB ASSY BASE -(SV)
0070-35	5104720X3	1	BELLOWS W/ HARDWARE BASE -(SV)
0070-40	5106325X4	1	BACK ADJUSTMENT KNOB KIT -(SV)
0070-45	5108194X1	1	CUSHION COVER -(SV)
0070-50	5108194X2	1	SEAT BACK COVER -(SV)
0070-55	7023354	1	SWITCH, SEAT -(SV)
0070-60	5106325X5	1	2" RETRACTABLE BELT KIT -(SV)
0080	5601210	1	SEAT PLATE W/ DECALS, IS2100Z, ST LTCH -(USA Models)
0080	5601212	1	SEAT PLATE W/ DECALS, 2100, ST LTCH, CE -(Export Models)
0090	1670578	1	KNOB-INT THR .312-18 4-ARM 2.12WD 1.06LG
0100	5025145X10	1	BOLT, 5/16-18 X 1-1/4, CARRIAGE, GD5, CZ
0110	197546	6	MNT, VBRTN, RBBR
0120	80003675	1	NUT, 5/16-1/8, HEX, CNTR LK, ZINC PHOS/OIL
0130	5410296B	1	PLATE, FLOOR, REMOVABLE, IS700 - RED
0140	5025145X6	2	BOLT, 5/16-18 X 3/4, CARRIAGE, GD5, CZ
0150	5106763	2	BUMPER, RUBBER, 5/16-18, 60 DURO
0160	5418223A	1	WELD, SEAT LATCH HOOK - BLACK
0170	5106644	1	SPRING, TORSION, LH, .0625OD
0180	80002736	1	PIN, 3/32 X 0.750, COT, ZINC/CLEAR
0190	5419452B	1	PLATE, FRONT FLOOR, ISX2000 - RED
0200	1960252	2	BOLT-RD HD SH SQ NK 1/4-20X0.625 G5 BLK
0210	5025391	2	NUT, 1/4-20 Hex Nylock Flange

# Spindle Service Parts - 5104744

Note: Unless noted otherwise, use the standard torque specifications

Mfg. No: 5902080

5104744



**NOTE:**  
FILL CAVITY WITH NLGI, GRADE 2,  
EP-2 GREASE (SUPERPLEX EP-2,  
SHELL ALBIDA LCW, BP ENERGREASE LC)

**INSTALL BEARINGS WITH OPEN SIDE  
FACING IN TOWARDS SPACER. FILL AREA  
BETWEEN BEARING AND TRASH SHIELD  
WITH GREASE DURING ASSEMBLY.**

## Spindle Service Parts - 5104744

REF NO	PART NO	QTY	DESCRIPTION
0010	5104807	1	SUB ASM, SPINDLE, SMALL IRON -(Includes Ref Nos 2 & 3)
0020	5023330	2	BEARING, .98 X 2.44 X .67
0030	5061099	1	SPACER, 1.00 X 1.25 X 1.75
0040	5049793	2	TRASH SHIELD
0050	5023329	1	FITTING, 1/8 NPT STR, SHORT
0060	5061100	1	SHAFT, SPINDLE
0070	5023296	1	FITTING, RELIEF, 1-5 PSI

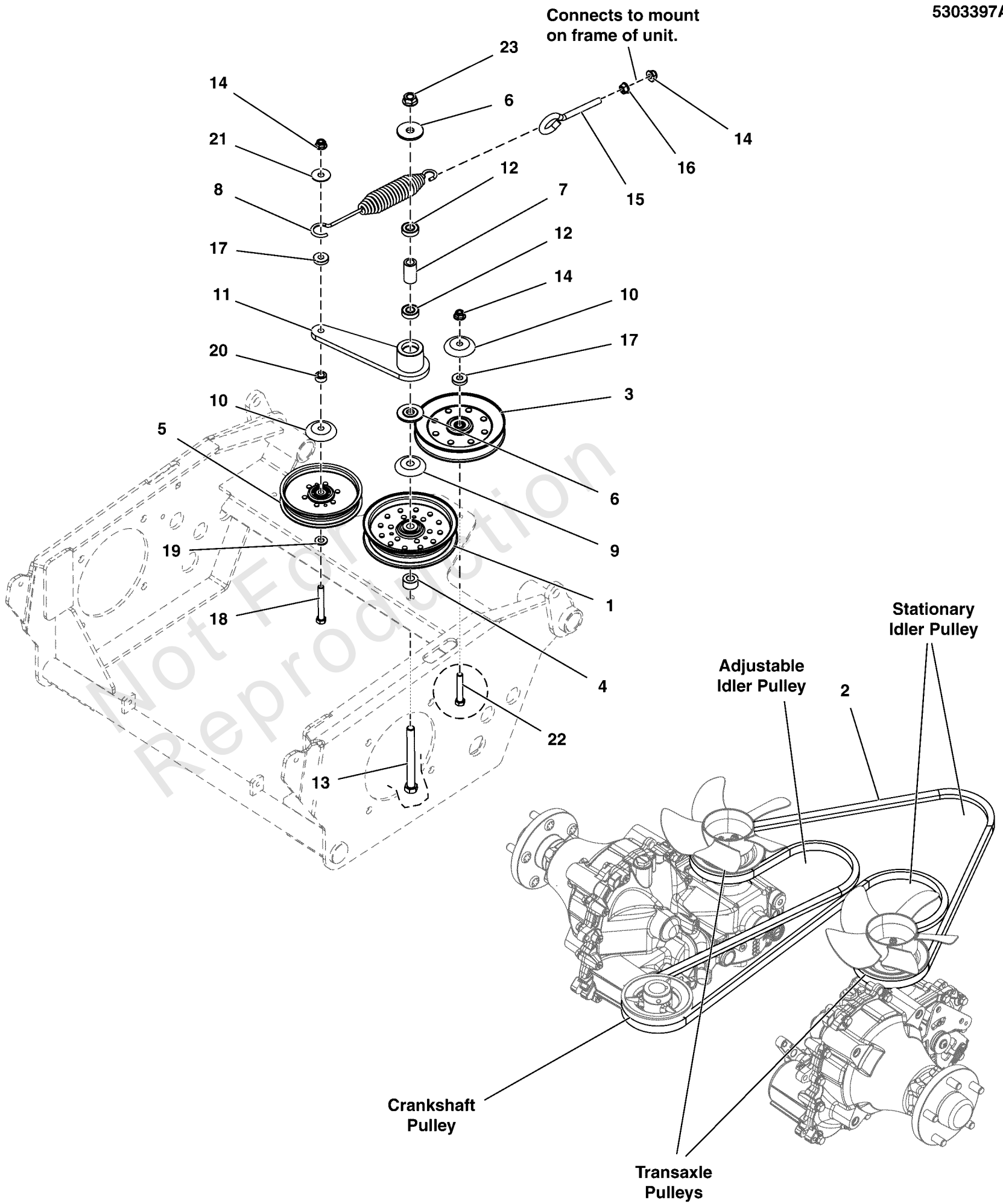
Not For Reproduction

# Transaxle Drive Group

Note: Unless noted otherwise, use the standard torque specifications

Mfg. No: 5902080

5303397A



## Transaxle Drive Group

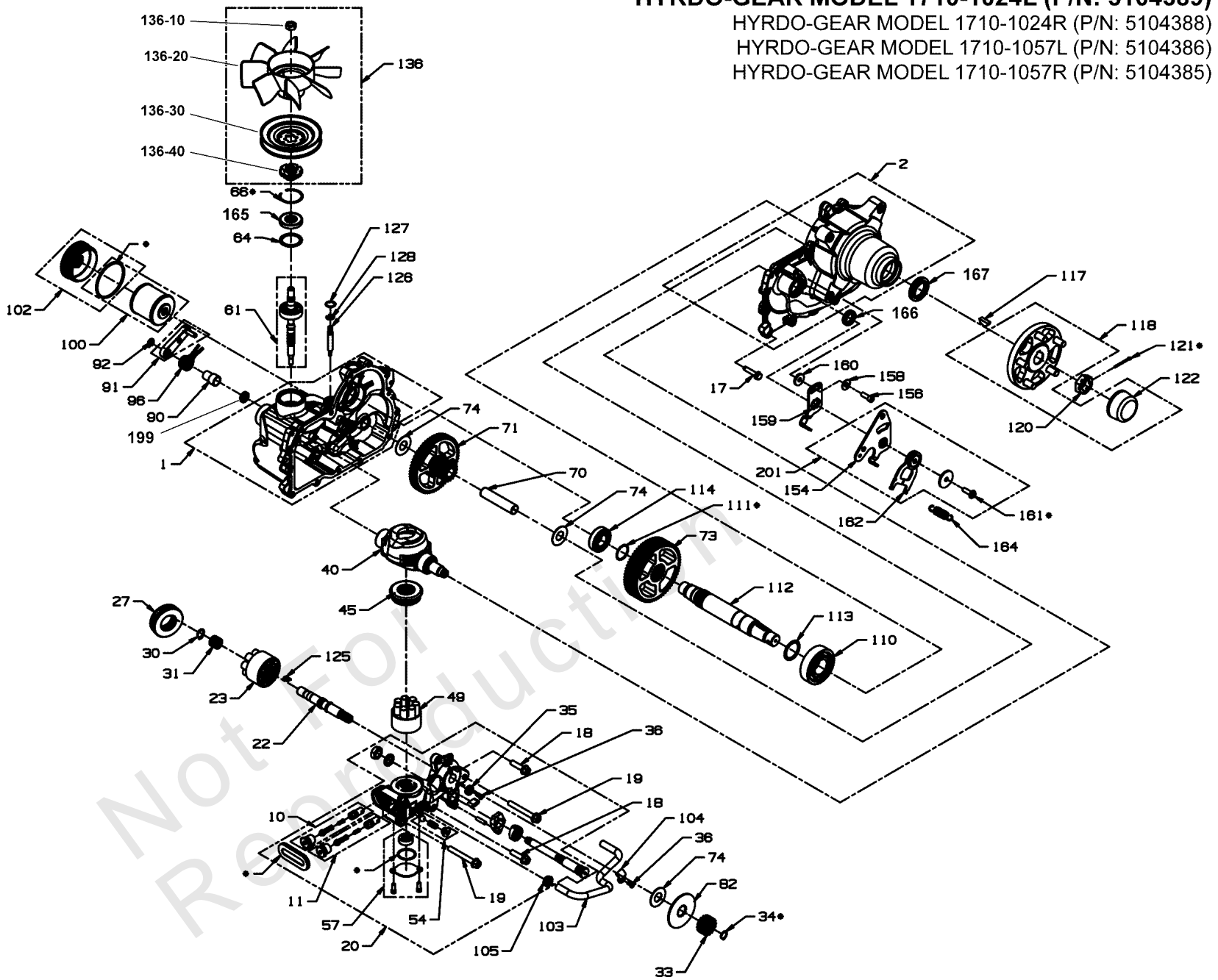
REF NO	PART NO	QTY	DESCRIPTION
1	5101794	1	PULLEY, IDLER, 5" OD, 1"FACE, 5.75 FL
2	5103907	1	BELT, B-SEC, 123"EL, TRANSAXLE DRIVE, ARAMID, WRPD
3	5102093	1	PULLEY-IDLER-V, 5.83OB, .38ID, .94W, STL
4	5101162	1	SPACER, .52 X 1.00 X .56, CZ
5	5103789	1	PULLEY, C-SEC, V-IDLER, 6.25"ODX3/8ID
6	5103262	2	SPACER, IDLER ARM, 1/2, PM
7	5103812	1	SPACER, .52 X .84 X 1.53, PM
8	5100632	1	SPRING-EXT, 1.25OD X 9.3LG X .142WR, BLK -(Coil-to-coil measurement: 6-3/4")
9	5101103	1	SHIELD, PULLEY BEARING, CZ
10	5103787	2	SHIELD, BEARING PULLEY, 3/8ID, CZ
11	5412787A	1	WELD, IDLER ARM, PUMP DRIVE, 6.38 - BLK
12	7078243	2	BEARING, BALL, AXLE
13	5025017X40	1	BOLT-1/2-13 X 5 GD5 YZ
14	5025394	3	NUT, 3/8-16 HEX NYLOCK FLANGE
15	5023497	1	EYE BOLT, 3/8-16 X 5, 2.88THRD, 1EYE, CZ
16	5025128	1	NUT, 3/8-16 HEX SERRATED FLANGE
17	5044960	2	SPACER, .39 X 1.00 X .25
18	5025013X22	1	BOLT, 3/8-16 X 2-3/4" GD5 CZ
19	5025293	1	WASHER, 3/8 GD.9 FLAT
20	5046860	1	SPACER, .39 X 1.00 X .50, CZ
21	5025165	1	WASHER-3/8 FENDER
22	5025013X18	1	BOLT, 3/8-16 X 2-1/4" GD5 CZ
23	5025396	1	NUT, Hex Flange, Nylock, 1/2-13

**HYRDO-GEAR MODEL 1710-1024L (P/N: 5104389)**

HYRDO-GEAR MODEL 1710-1024R (P/N: 5104388)

HYRDO-GEAR MODEL 1710-1057L (P/N: 5104386)

HYRDO-GEAR MODEL 1710-1057R (P/N: 5104385)



**200 - SEAL KIT (\*) PARTS INCLUDED IN SEAL KIT**



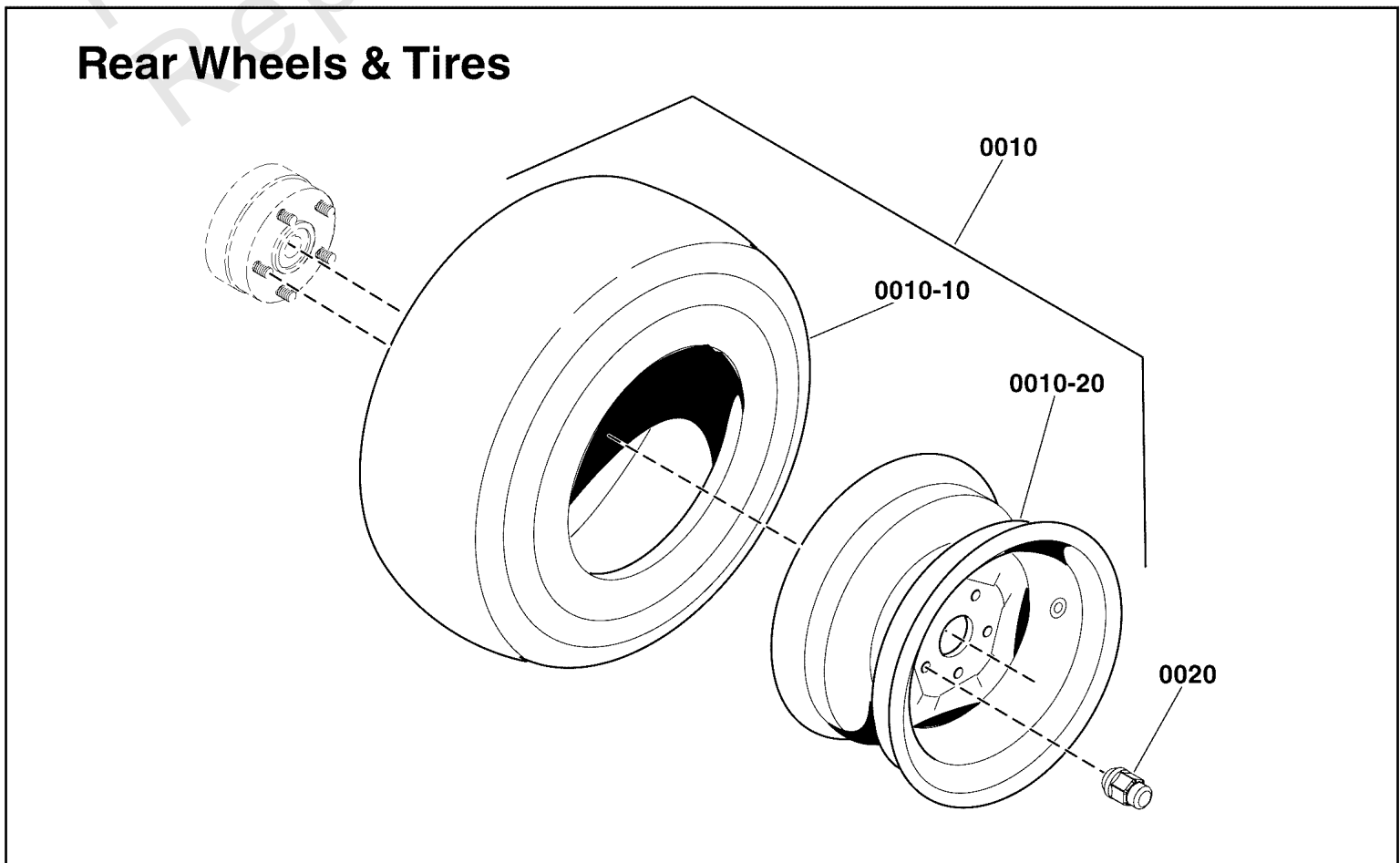
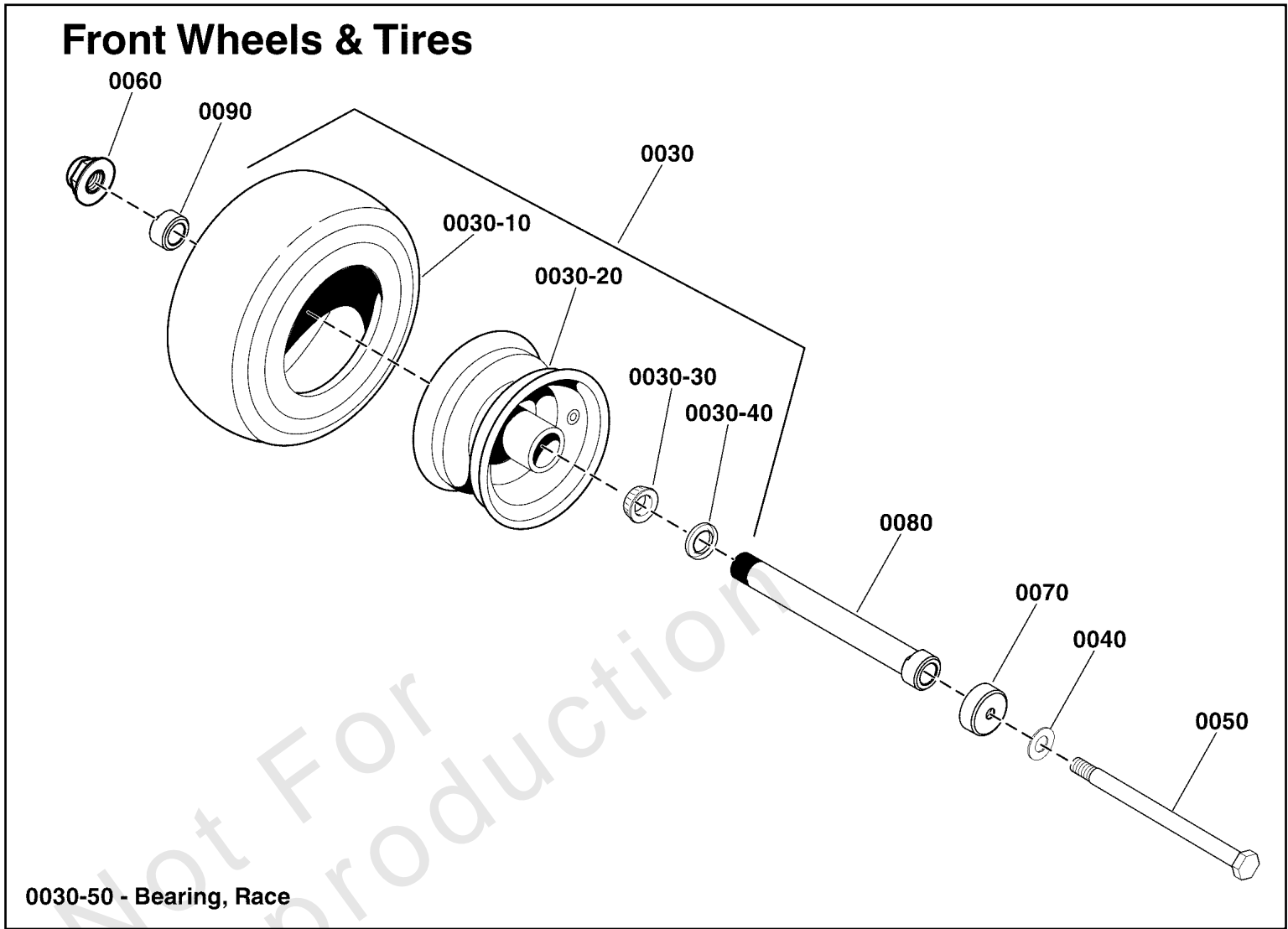
## Transaxle SERVICE PARTS - ZT4400

REF NO	PART NO	QTY	DESCRIPTION
61	5104385X3	1	KIT, INPUT SHAFT (BEARING & SHAFT ONLY) (SV) -(72523)
92	5104652	1	RETAINING RING, BRAKE ARM, ZT4400 (SV) -(53019)
100	5104385X1	1	KIT, FILTER (SV) -(72537)
118	5104385X7	1	KIT, HUB 5 BOLT (SV) -(72473)
122	5101987X5	1	AXLE CAP (SV) -(53724)
136	5104387	1	KIT, FAN/PULLEY (SV) -(72476)(Includes items 136-10, 136-20, 136-30, and 136-40)
136-10	5102916	1	NUT, ZT5400 -(44133)
136-20	5105330	1	FAN, ZT-4400, H/G#54084, SRSZ3 & IS2100 -(54084)
136-30	5105333	1	PULLEY, ZT-4400, H/G#54231, IS2100 -(54231)
136-40	5105332	1	HUB, ZT-4400, H/G#54087, SRSZ3 & IS2100 -(54087)
165	5104385X4	1	KIT, INPUT SEAL (SV) -(51092)
166	5104385X6	1	KIT, CONTROL ARM SEAL, HG# 55526 -(52989)
167	5104385X5	1	KIT, AXLE SEAL (SV) -(53008)
199	5109995	1	BRAKE SHAFT SEAL, 55523, ZT4400 & ZT5400 -(55523)
200	5104385X2	1	KIT, SEAL (SV) -(72523)

# Wheel and Tire Group

Note: Unless noted otherwise, use the standard torque specifications

Mfg. No: 5902080



## Wheel and Tire Group

REF NO	PART NO	QTY	DESCRIPTION
0010	5109043	2	TIRE ASM, 24X12.00-12, TURF MASTER, BLK
0010-10	5023240X1	2	TIRE, 24 X 12 X 12 -(One per tire)
0010-20	-----	2	WHEEL RIM -(One per tire)
0020	5108802	10	LUG NUT, ACORN, BLACK
0030	5109035	2	TIRE ASM, 13 X 6.5 - 6, PNE / TB, BLK
0030-10	5022577	2	TIRE, RUBBER ONLY -(One per tire)
0030-20	-----	2	WHEEL RIM -(One per tire)
0030-30	5022631SX2	4	BEARING, Tapered Roller -(Two per tire)
0030-40	5022631SX3	4	SEAL, GREASE -(Two per tire)
0030-50	5022631SX4	2	BEARING, RACE -(One per tire)
0040	5025158	2	WASHER, 1/2 SAE
0050	5025017X72	2	BOLT, 1/2-13 X 9" GD5 YZ
0060	5025396	2	NUT, Hex Flange, Nylock, 1/2-13
0070	5108803	4	DUST CAP, CASTER TIRE, BLACK
0080	5103649	2	BEARING ADJUSTER, SPACER, 7.062 LG
0090	5103650	2	NUT, BEARING ADJUSTER, AXLE

Not For Production

# Hardware Identification & Torque Specifications

Torque Specification Chart								
FOR STANDARD METRIC MACHINE HARDWARE (Tolerance ± 20%)								
Property Class	5.6		8.8		10.9		12.9	
	Class 5.6		Class 8.8		Class 10.9		Class 12.9	
Size Of Hardware	in/lbs	Nm.	in/lbs	Nm.	in/lbs	Nm.	in/lbs	Nm.
	ft/lbs		ft/lbs		ft/lbs		ft/lbs	
M3	5.88	.56	13.44	1.28	19.2	1.80	22.92	2.15
M4	13.44	1.28	30.72	2.90	43.44	4.10	52.56	4.95
M5	26.4	2.50	60.96	5.75	5.97	8.10	7.15	9.7
M6	44.64	4.3	7.3	9.9	10.3	14	12.1	16.5
M7	5.2	7.1	12.1	16.5	16.9	23	19.9	27
M8	7.7	10.5	17.7	24	25	34	29	40
M10	15	21	35	48	50	67	59	81
M12	26	36	61	83	86.2	117	103	140
M14	42	58	101	132	136	185	162	220
M16	64	88	147	200	210	285	250	340
M18	89	121	202	275	287	390	346	470
M20	126	171	290	390	405	550	486	660
M22	169	230	390	530	559	745	656	890
M24	217	295	497	375	708	960	840	1140
M27	320	435	733	995	1032	1400	1239	1680
M30	435	590	995	1350	1401	1900	1681	2280
M33	590	800	1349	1830	1902	2580	2278	3090
M36	759	1030	1740	2360	2441	3310	2935	3980
M39	988	1340	2249	3050	3163	4290	3798	5150

Torque Specification Chart						
FOR STANDARD MACHINE HARDWARE (Tolerance ± 20%)						
Hardware Grade	No Marks		SAE Grade 5		SAE Grade 8	
	SAE Grade 2		SAE Grade 5		SAE Grade 8	
Size Of Hardware	in/lbs	Nm.	in/lbs	Nm.	in/lbs	Nm.
	ft/lbs		ft/lbs		ft/lbs	
8-32	19	2.1	30	3.4	41	4.6
8-36	20	2.3	31	3.5	43	4.9
10-24	27	3.1	43	4.9	60	6.8
10-32	31	3.5	49	5.5	68	7.7
1/4-20	66	7.6	8	10.9	12	16.3
1/4-28	76	8.6	10	13.6	14	19.0
5/16-18	11	15.0	17	23.1	25	34.0
5/16-24	12	16.3	19	25.8	29	34.0
3/8-16	20	27.2	30	40.8	45	61.2
3/8-24	23	31.3	35	47.6	50	68.0
7/16-14	30	40.8	50	68.0	70	95.2
7/16-20	35	47.6	55	74.8	80	108.8
1/2-13	50	68.0	75	102.0	110	149.6
1/2-20	55	74.8	90	122.4	120	163.2
9/16-12	65	88.4	110	149.6	150	204.0
9/16-18	75	102.0	120	163.2	170	231.2
5/8-11	90	122.4	150	204.0	220	299.2
5/8-18	100	136	180	244.8	240	326.4
3/4-10	160	217.6	260	353.6	386	525.0
3/4-16	180	244.8	300	408.0	420	571.2
7/8-9	140	190.4	400	544.0	600	816.0
7/8-14	155	210.8	440	598.4	660	897.6
1-8	220	299.2	580	788.8	900	1,244.0
1-12	240	326.4	640	870.4	1,000	1,360.0

The guides and ruler furnished below are designed to help you select the appropriate hardware.



Nut, M8

Thread Diameter (mm)

Inside Diameter (in)      Threads per inch

Nut, 1/2-16



Screw, M8- 1.25 x 25

Thread Diameter (mm)      Distance between threads (mm)      Body Length (mm)

Body Diameter      Threads per inch      Body Length (in)

Screw, 1/2- 16 x 2



## Standard Hardware Sizing

When a washer or nut is identified as 1/2" (M8), this is the *Nominal size*, meaning the *inside diameter* is 1/2 inch (8mm metric thread diameter); if a second number is present it represents the *threads per inch* (distance between threads).

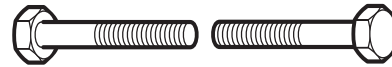
When bolt or capscrew is identified as 1/2 - 16 x 2" (M8 - 1.25 x 50), this means the *Nominal size*, or body diameter is 1/2 inch (8mm metric thread diameter), the second number, 16, represents the *threads per inch*, (*distance between threads*). The final number is the body length of the bolt or screw, 2 inches (50mm).

## NOTES

- These torque values are to be used for all hardware excluding: locknuts, self-tapping screws, thread forming screws, sheet metal screws and socket head setscrews.
- Recommended seating torque values for locknuts:
  - for prevailing torque locknuts - use 65% of grade 5 torques.
  - for flange whizlock nuts and screws - use 135% of grade 5 torques.
- Unless otherwise noted on assembly drawings, all torque values must meet this specification.

## Common Hardware Types

Hex Head Capscrew



Washer



Carriage Bolt



Hex Nut

## Wrench & Fastener Size Guide

1/4" Bolt or Nut Wrench—7/16"	5/16" Bolt or Nut Wrench—1/2"	3/8" Bolt or Nut Wrench—9/16"	7/16" Bolt or Nut Wrench (Bolt)—5/8" Wrench (Nut)—11/16"	1/2" Bolt or Nut Wrench—3/4"
M6 Bolt or Nut Wrench—10mm	M8 Bolt or Nut Wrench—13mm	M10 Bolt or Nut Wrench—17mm	M12 Bolt or Nut Wrench—19mm	M14 Bolt or Nut Wrench—22mm

