



# Parts Manual

Mfg. No: 5902074  
ISX800 Series w/ 60" Mower Deck  
(ISX800KAVE2660SS)



- 5600031 - Kit, Trailer Hitch (IS600/IS700/IS2100/IS2600/IS5100/F160/F210).....
- 5600891 - Roll Bar Mounted LED Headlight Kit.....
- 5601078 - Service Jack Mount Kit (7.25").....
- 5601080 - Service Jack Kit.....
- 5107346 - SEAT, MID BACK, SWITCH, NO BELT.....
- 5108068 - Terra Trac Tire, 23 X 10.5 - 12.....
- 5601441 - Mulch Kit for ZTR with 60" iCD Deck.....
- 5601385 - Striping Kit, 60" iCD Deck.....
- 5601413 - 60" TURBO-Pro; 2 Bag Hard Top Grass Collection System (IS700).....

Not For  
Reproduction

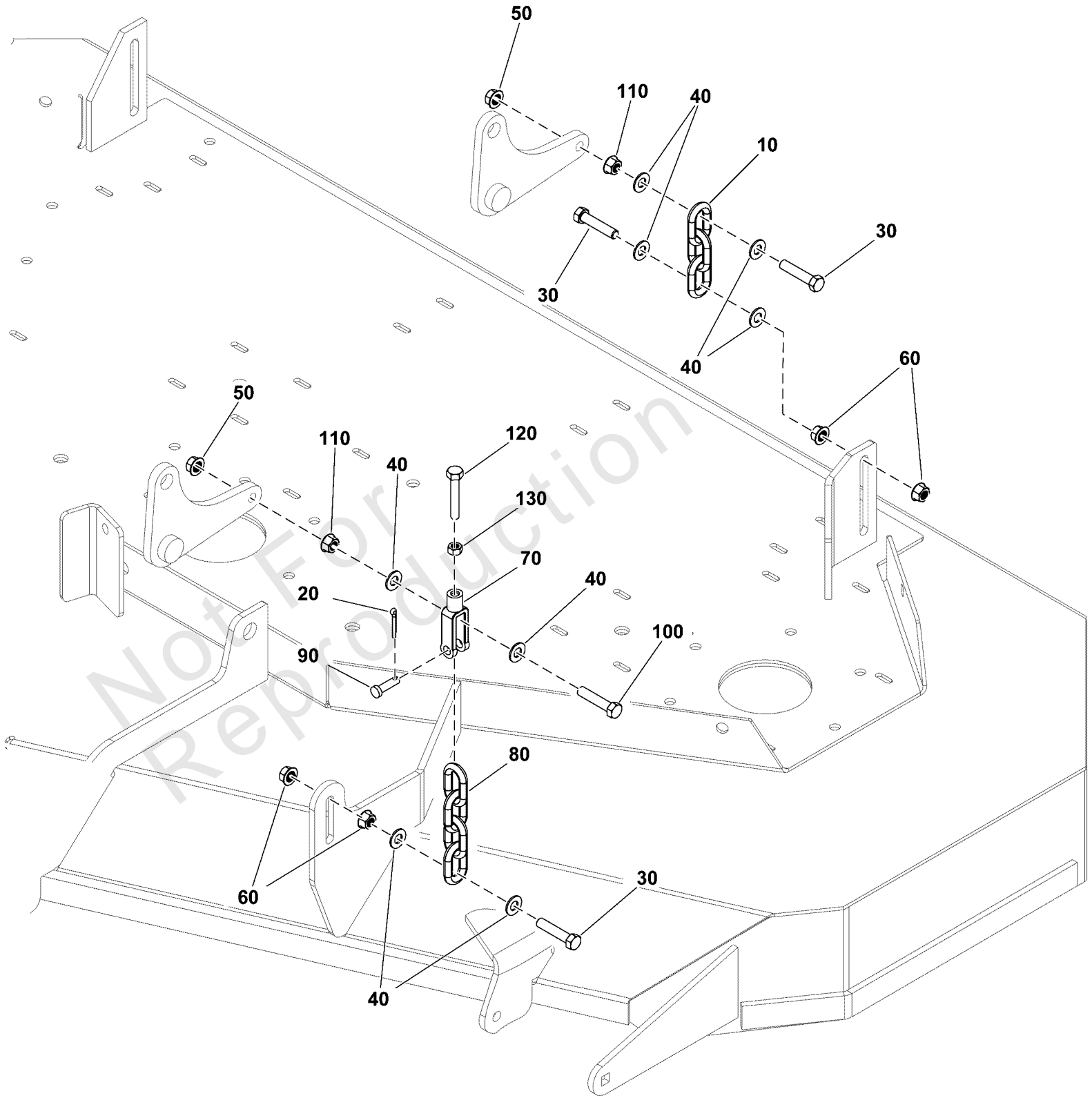
<b>Model Components</b>	<b>Page</b>
60" Mower Deck Group - Hanger Chains. ....	4
60" Mower Deck Group - Housing, Covers, Spindles, and Blades. ....	6
60" Mower Deck Group - Pulleys, Belts, and Idler Arm. ....	8
60" Mower Deck Group - Rollers. ....	12
Decal Group - Brand and Model. ....	14
Decal Group - Safety and Operation. ....	16
Deck Lift Group. ....	18
Electrical Group. ....	22
Electrical Schematic - Charging Circuit - Kawasaki Fuel Injected. ....	24
Electrical Schematic - Cranking Circuit - Kawasaki Fuel Injected. ....	26
Electrical Schematic - Ign. Ground Circuit/Op. Pres. - Kawasaki Fuel Injected. ....	28
Electrical Schematic - PTO Clutch Circuit - Kawasaki Fuel Injected. ....	30
Engine & PTO Group - Kawasaki FT730V EFI. ....	32
Evap Group. ....	34
Fuel Tank and Mount Group. ....	36
Hydraulic Group. ....	38
Instrument Control Panel Group - Fuel Injected Models with Electronic Throttle Control. ....	40
Main Frame and Front Suspension Group. ....	42
Motion Control Group - Control System. ....	44
Motion Control Group - Handles and Dampeners. ....	46
Parking Brake Group. ....	48
Rear Bumper and ROPS Group. ....	50
Rear Suspension Group. ....	52
Seat Mount and Floor Group. ....	54
Spindle Service Parts - 5061096. ....	56
Transaxle Drive Group. ....	58
Transaxle SERVICE Parts - Hydro-Gear ZT3400 (5106647_5106646). ....	60
Wheel and Tire Group. ....	64
Torque Specification Chart. ....	66

# 60" Mower Deck Group - Hanger Chains

Note: Unless noted otherwise, use the standard torque specifications

Mfg. No: 5902074

Configuration for models with 60" mower decks.



## 60" Mower Deck Group - Hanger Chains

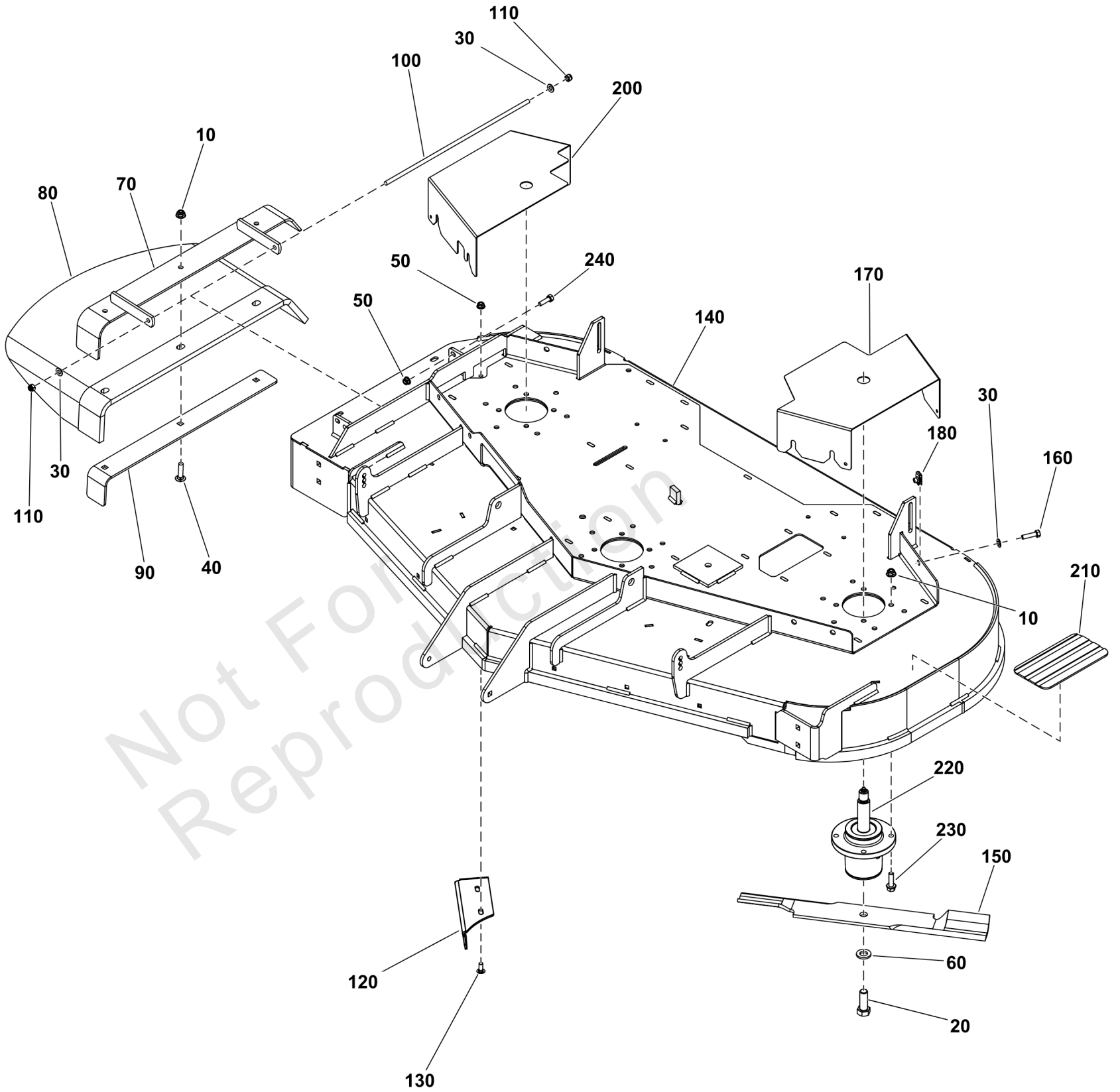
REF NO	PART NO	QTY	DESCRIPTION
10	5050878X3SM	2	CHAIN, 5/16" GD30, 3
20	703312	2	PIN, COTTER, 3/32X.75
30	5025013X14SM	6	BOLT, 3/8-16 X 1-3/4"
40	5025156FS	16	WASHER
50	5025394SM	4	NUT, 3/8-16 HEX NYLOCK
60	5025128SM	8	NUT, 3/8-16 HEX SERRA
70	5100375YP	2	CLEVIS, 5/16-18, 3/8
80	5050878X4YP	2	CHAIN, 5/16", 4 LINKS
90	5025214X9SM	2	PIN - CLEVIS
100	703589	2	CAPSCREW, 3/8-16X2
110	5025084SM	4	NUT, 3/8-16 HEX JAM
120	5025055X16SM	2	BOLT, 5/16-18X2
130	5025388YP	2	NUT, 5/16-18 HEX JAM

Not For Reproduction

# 60" Mower Deck Group - Housing, Covers, Spindles, and Blades

Note: Unless noted otherwise, use the standard torque specifications

Mfg. No: 5902074



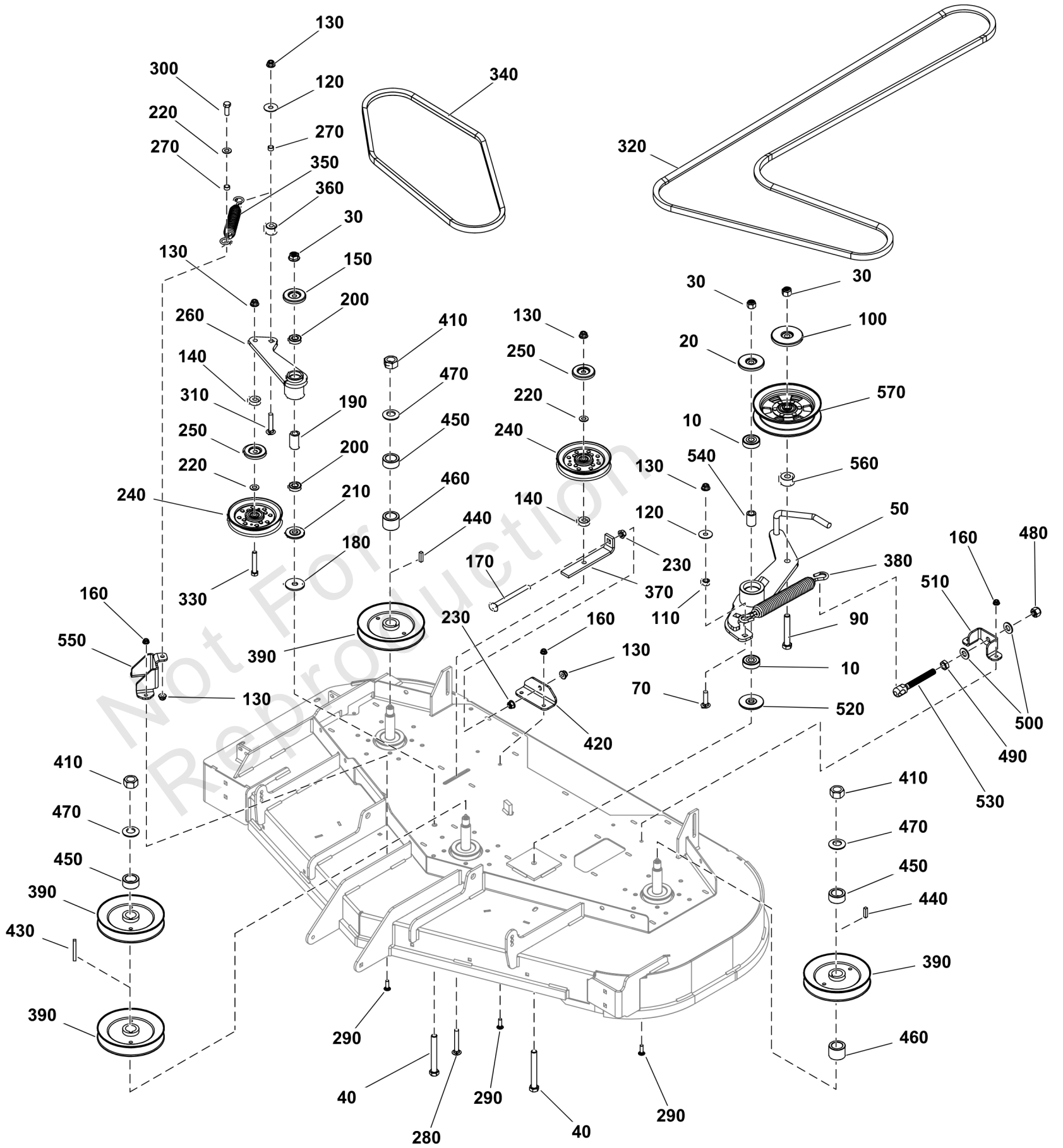
## 60" Mower Deck Group - Housing, Covers, Spindles, and Blades

REF NO	PART NO	QTY	DESCRIPTION
10	5025394SM	15	NUT, 3/8-16 HEX NYLOCK
20	770136	3	BOLT
30	703350	8	WASHER
40	5025146X12YP	3	BOLT, 3/8-16 X 1-1/2
50	5025392FS	3	NUT
60	5025477SM	3	WASHER, 5/8" YZ
70	84007973	1	FRAME, Chute
80	5413499	1	CHUTE, RUBBER DISCHARGE (5104442)
90	84003245	1	PLATE, SUPPORT
100	5061300FS	1	ROD
110	5025045SM	2	NUT, 5/16-24 HEX NYLO
120	84007779	1	DEFLECTOR
130	5025145X6SM	2	BOLT, 5/16-18 X 3/4",
140	-----	1	WELD, MOWER DECK, 800/P1-60"-RED -(Includes safety decals and safety walk.)
150	5101755S	1	BLADE SET, 61 DECK (3) -(Set of 3 blades)
160	5025011X8FS	6	BOLT
170	84007768	1	GUARD, LH
180	5022308SM	6	BODY CLIP, 5/16-18 X
200	84007769	1	GUARD, RH
210	5101004SM	1	SAFETY WALK
220	5061096SM	3	ASSM, SPINDLE, LONG S
230	5025390X10FS	12	BOLT
240	5025011X6SM	1	BOLT, 5/16-18 X 3/4"

# 60" Mower Deck Group - Pulleys, Belts, and Idler Arm

Note: Unless noted otherwise, use the standard torque specifications

Mfg. No: 5902074





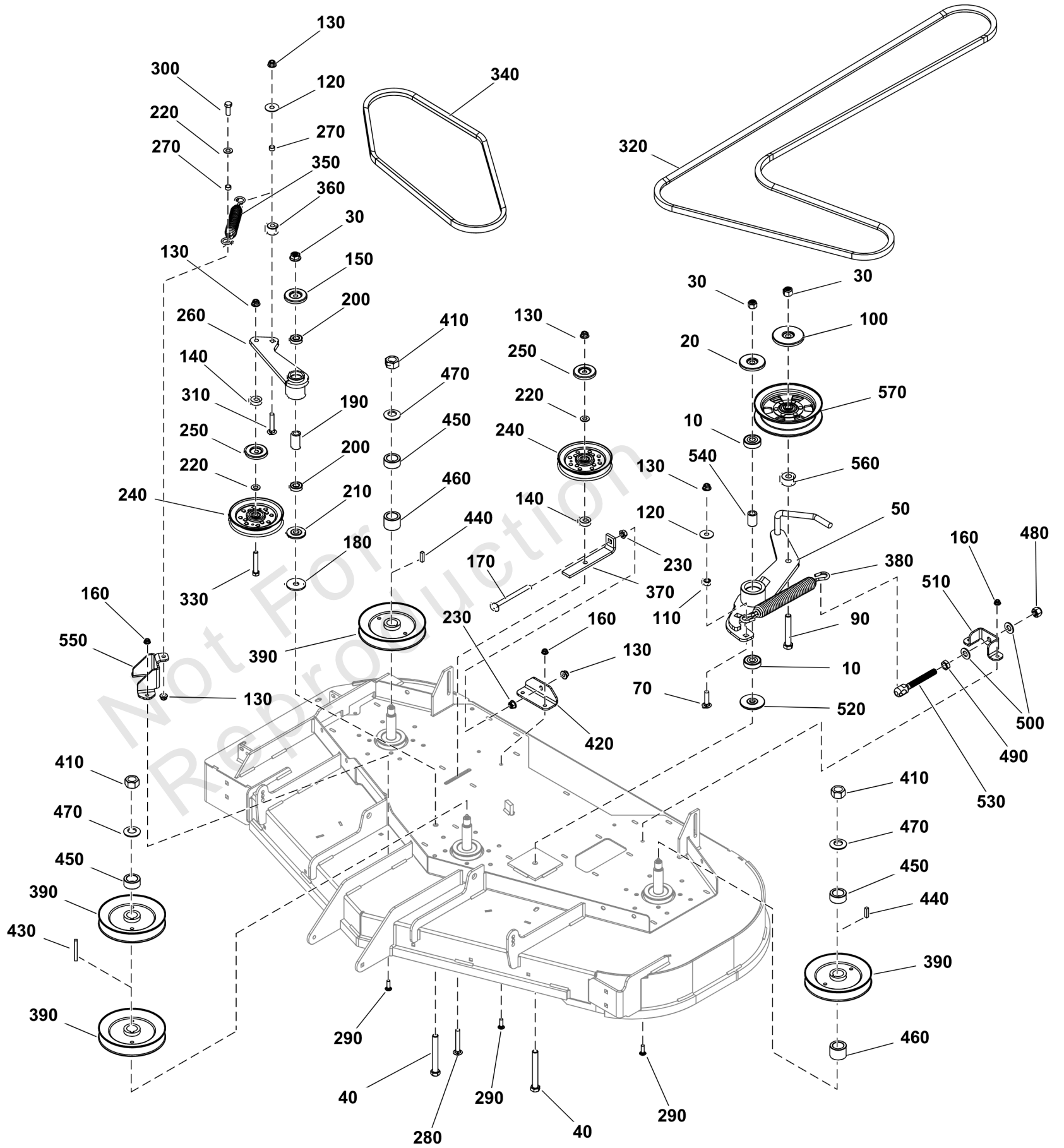
## 60" Mower Deck Group - Pulleys, Belts, and Idler Arm

REF NO	PART NO	QTY	DESCRIPTION
10	5104383YP	2	BEARING
20	84007958	1	SHIELD, BEARING, 1/2" ID-2.5"
30	5025056FS	3	NUT
40	5025017X32YP	2	BOLT, 1/2-13 X 4 GD5
50	5415288AYP	1	ARM-IDLER
70	703130	1	BOLT
90	5025017X22SM	1	BOLT, 1/2-13 X 2-3/4"
100	5105041YP	1	SHIELD
110	5105297YP	1	SPACER
120	5025165SM	2	WASHER, 3/8" FENDER
130	5025394SM	6	NUT, 3/8-16 HEX NYLOCK
140	5105429YP	2	SPACER
150	84007959	1	SHIELD, BEARING, 1/2" ID-1.75"
160	5025392FS	6	NUT
170	5025146X36YP	1	BOLT
180	5103282YP	1	WASHER
190	5103812YP	1	SPACER, .52 X .84 X 1
200	7078243YP	2	BEARING, BALL, AXLE
210	5103262YP	1	SPACER, IDLER ARM
220	5025156FS	5	WASHER
230	5025128SM	2	NUT, 3/8-16 HEX SERRA
240	84004874	2	PULLEY
250	5105033YP	2	SHIELD
260	84007960	1	WELD, IDLER ARM, RH BELT - BLK
270	5041930SM	2	SPACER, .38 X .50 X .
280	5025146X22YP	1	BOLT, Carriage, 3/8-16 x 2-1/2
290	5025145X8SM	6	BOLT, 5/16-18 X 1", C
300	5025013X8SM	1	BOLT, 3/8-16 X 1" GD5
310	5025146X16SM	1	BOLT, 3/8-16 X 2", CA
320	5104982YP	1	BELT
330	5025013X18SM	1	BOLT, 3/8-16 X 2-1/4"
340	5104780YP	1	BELT
350	5022847SM	1	SPRING, EXTENSION, SW
360	5043815YP	1	SPACER
370	5415374AYP	1	PLATE
380	5105068YP	1	SPRING
390	5105004YP	4	PULLEY
410	5025405SM	3	NUT, 3/4-16 HEX
420	84007961	1	PLATE, PULLER MOUNT, SPRING-BLK
430	5050407X18SM	1	KEY - 1/4 SQX2 1/4
440	5050407X8SM	2	KEY, 1/4" SQ. X 1.00
450	5105047YP	3	SPACER
460	5105048YP	2	SPACER
470	5025406FS	3	WASHER, Beveled
480	5025098SM	1	NUT, 1/2-20 HEX NYLON
490	5025089SM	1	NUT, 1/2-20 HEX JAM
500	5025158SM	2	WASHER, 1/2" SAE
510	84007962	1	PLATE, IDLER BOLT, LONG-BLK
520	5104379YP	1	SPACER
530	5105844YP	1	ANCHOR, SPRING
540	5104456YP	1	SPACER, .51 X .84 X 1

# 60" Mower Deck Group - Pulleys, Belts, and Idler Arm

Note: Unless noted otherwise, use the standard torque specifications

Mfg. No: 5902074



## 60" Mower Deck Group - Pulleys, Belts, and Idler Arm

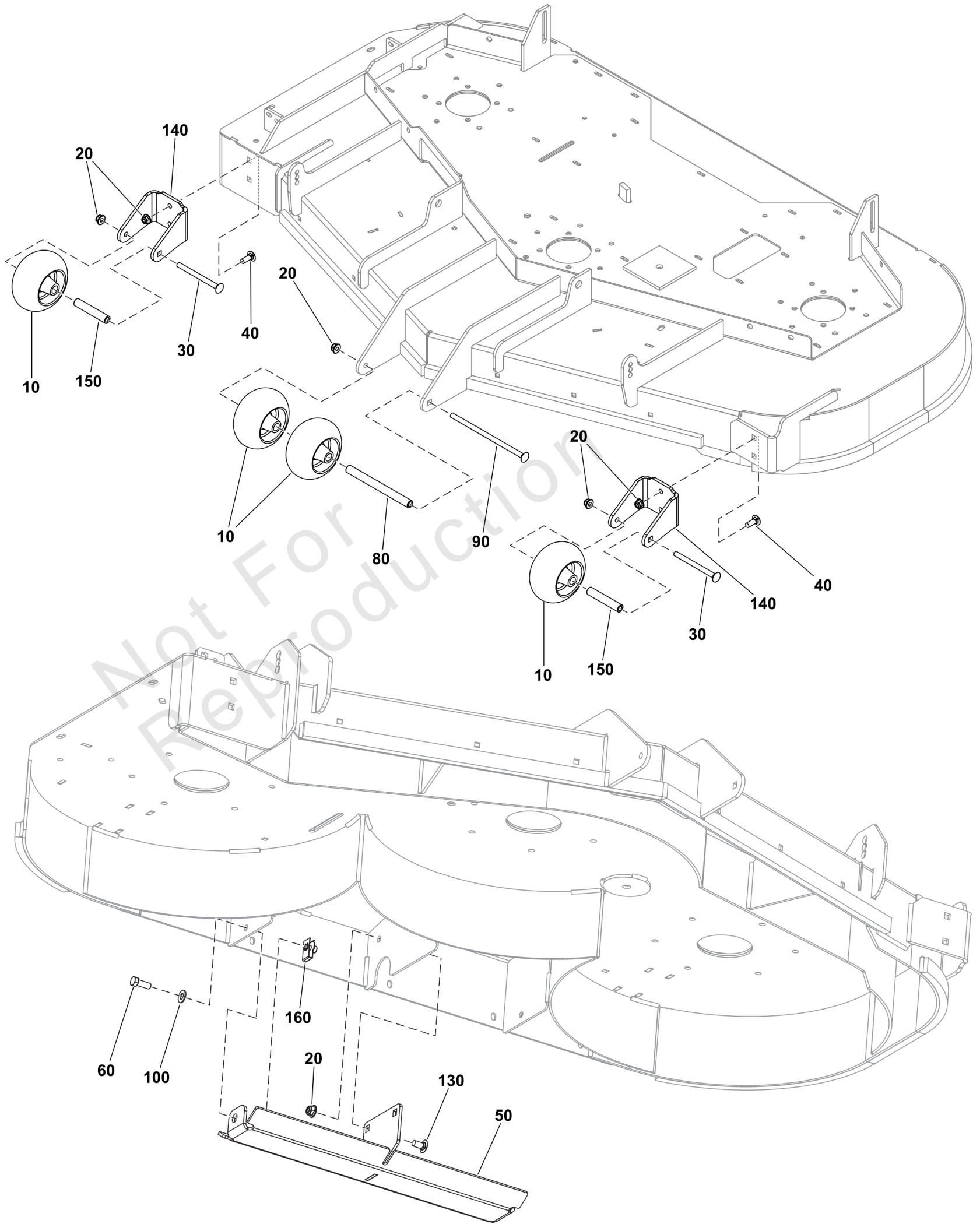
REF NO	PART NO	QTY	DESCRIPTION
550	84007963	1	PLATE, SPRING MOUNT - BLK
560	5045178SM	1	SPACER, .52 X 1.00 X
570	5104716YP	1	PULLEY, IDLER

Not For Reproduction

# 60" Mower Deck Group - Rollers

Note: Unless noted otherwise, use the standard torque specifications

Mfg. No: 5902074



## 60" Mower Deck Group - Rollers

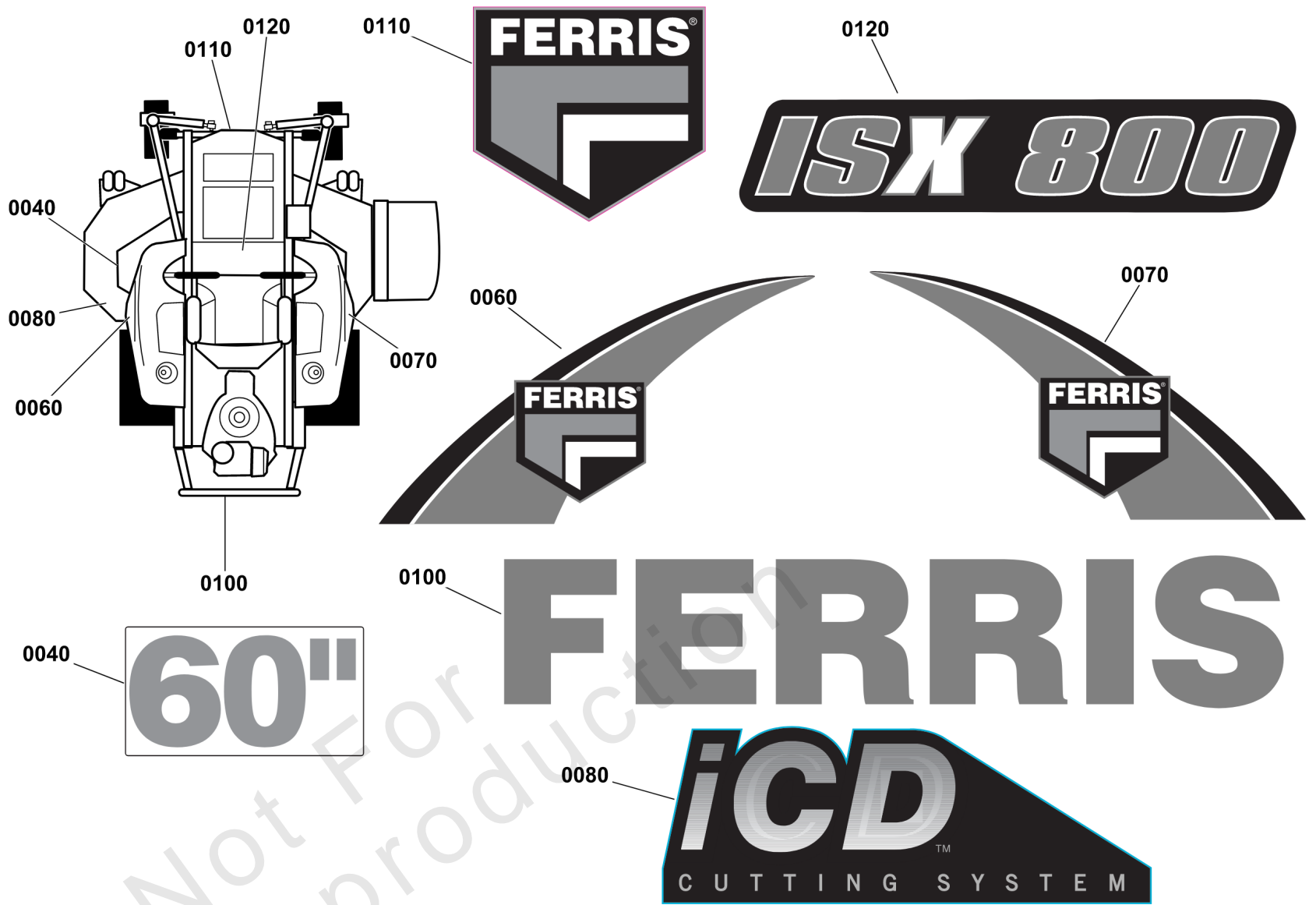
REF NO	PART NO	QTY	DESCRIPTION
10	5105521FS	4	WHEEL
20	5025394SM	9	NUT, 3/8-16 HEX NYLOCK
30	5025146X36YP	2	BOLT
40	703814	4	BOLT, RD HD, 3/8-16X1
50	84008092	1	PLATE, Skid
60	5025013X8SM	2	BOLT, 3/8-16 X 1" GD5
80	84007855	1	SPACER
90	84007856	1	BOLT, Carriage 3/8-16 X 8
100	5025156FS	2	WASHER
130	703448	2	BOLT, 3/8-16X.75 G5
140	84007853	2	MOUNT, Roller
150	5105554YP	2	SPACER
160	5022649FS	2	CLIP

Not For Reproduction

**Decal Group - Brand and Model**

Note: Unless noted otherwise, use the standard torque specifications

Mfg. No: 5902074



Not For  
Reproduction

### *Decal Group - Brand and Model*

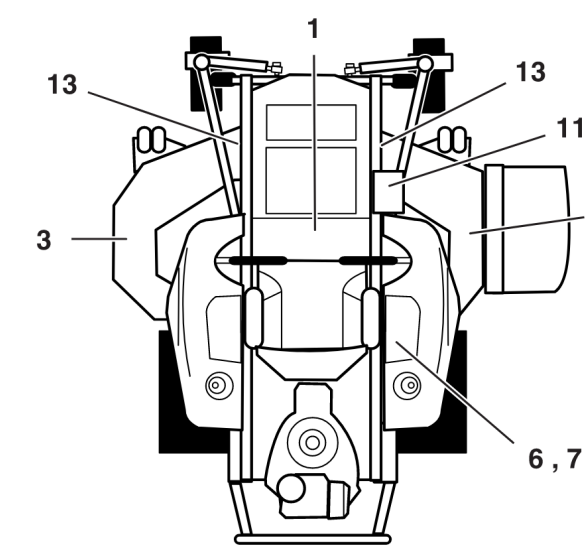
REF NO	PART NO	QTY	DESCRIPTION
0040	84007767	1	DECAL, 60"
0060	5109091FS	1	DECAL, MODEL, LEFT HAND
0070	5109092FS	1	DECAL, MODEL, RIGHT HAND
0080	5102210YP	1	DECAL, ICD CUTTING SY
0100	5103799FS	1	DECAL, BRAND
0110	5104756FS	1	DECAL, BRAND
0120	5106730FS	1	DECAL, MODEL

Not For Reproduction

# Decal Group - Safety and Operation

Note: Unless noted otherwise, use the standard torque specifications

Mfg. No: 5902074



<p><b>WARNING</b></p> <p><b>Avoid serious injury or death</b></p> <ul style="list-style-type: none"> <li>Read operator's manual before using this product.</li> <li>Do NOT operate this machine unless you are trained.</li> <li>Know the location and function of all controls.</li> <li>Keep safety devices (guards, shields, switches, etc.) in place and working. Wear eye and ear protection.</li> <li>Remove objects that could be thrown by the blade.</li> <li>Be sure blades and engine are stopped before placing hands or feet near blades.</li> <li>When leaving machine, shut off, remove key and set parking brake.</li> </ul> <p><b>Fire hazard</b></p> <ul style="list-style-type: none"> <li>Gasoline is flammable. Yard debris is combustible.</li> <li>Allow engine to cool for at least 3 minutes before refueling.</li> <li>Keep unit cleaned of yard debris.</li> <li>This equipment may create sparks that can start fires around dry vegetation. A spark arrester may be required. Contact local fire agencies for regulations relating to fire prevention requirements.</li> </ul>	<p><b>DANGER</b></p> <p><b>Amputation hazard</b></p> <p>Rotating blades cut off arms and legs.</p> <ul style="list-style-type: none"> <li>Stop the mower when children or others are near. Keep bystanders away.</li> <li>Do not carry riders (especially children) even with the blades off. They may fall off or return for another ride when you are not expecting it.</li> <li>Look down, behind and to the side before changing directions and while backing.</li> </ul> <p><b>Water, retaining walls, and drop-off hazards</b></p> <p>Wheels dropping over edges may result in serious injury, death or drowning.</p> <ul style="list-style-type: none"> <li>Do NOT operate down slopes towards or near water, retaining walls or drop-offs.</li> <li>Give yourself a minimum of two mower widths of clearance around these hazards.</li> </ul> <p><b>Loss of control and roll-over hazard</b></p> <p>Operating on slopes can be hazardous and cause loss of control and roll-overs.</p> <ul style="list-style-type: none"> <li>Do not operate on slope over 15 degrees.</li> <li>Avoid sudden turns or rapid speed changes.</li> <li>Reduce speed and use extreme caution on slopes.</li> <li>Avoid turning down slopes; if possible turn up slopes.</li> <li>If machine stops forward motion on a slope, stop the blades and drive slowly off the slope.</li> </ul> <p><b>Wet or soft slope hazard</b></p> <p>Wet or soft slopes can cause sliding and loss of control.</p> <ul style="list-style-type: none"> <li>Do NOT operate on slopes when grass is wet.</li> <li>Do NOT operate on slopes when soil is soft (such as after heavy rains).</li> </ul>
---	--

**WARNING**

**Amputation and Pinch Point Hazard**

To avoid injury from rotating parts, stay clear of parts and keep all shields and guards in place.

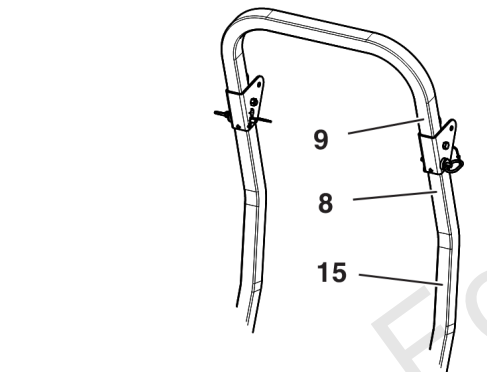
5100184

**DANGER**

**Amputation and thrown objects hazard**

- Keep hands and feet away from deck.
- Do not operate mower unless discharge chute or entire grass catcher is in its proper place.

7101965



**WARNING**

**Avoid serious injury or death from rollover.**

Do not operate without the rollbar installed and operational.

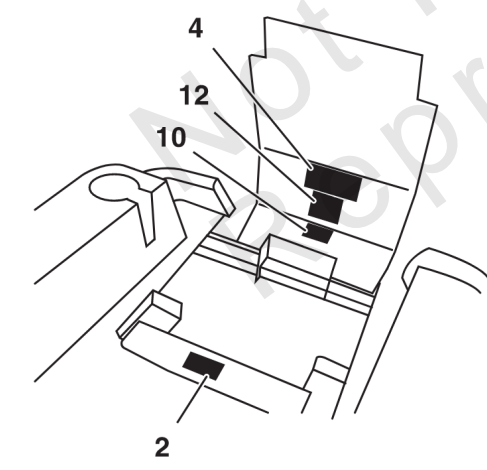
5100683

**WARNING**

**Amputation and thrown objects hazard**

Keep hands and feet away from deck.

7101965



**HYDRAULIC OIL RESERVOIR**

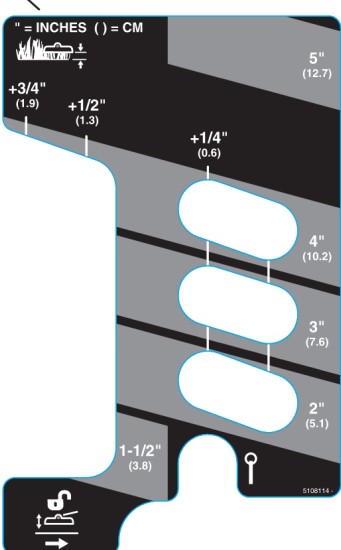
USE SAE 20W-50 MOTOR OIL

5100957

**Belts & Blades**

Tractor	
Pump Drive Belt	5103885
<b>52" Mower</b>	
Deck Drive Belt - Long LH	5106636
Deck Drive Belt - Short RH	5105037
Mower Blade (Set of 3)	5101756S
<b>60" Mower</b>	
Deck Drive Belt - Long LH	5106570
Deck Drive Belt - Short RH	5104780
Mower Blade (Set of 3)	5101755S

5110449 A



**WARNING**

**AVOID SERIOUS INJURY OR DEATH FROM ROLL OVER:**

Keep roll bar in the raised position and use seat belt.

THERE IS NO ROLL OVER PROTECTION WHEN THE ROLL BAR IS DOWN

Lower the roll bar only when necessary and NEVER remove it.

Do NOT use seat belt when the roll bar is down.

Raise the roll bar as soon as clearance permits.

Do NOT jump off if mower tips.

Read and follow all operating instructions and warnings in the operator's manual.

**WARNING**

**LOW OVERHANGING OBSTACLES HAZARD**

Check for overhead clearances before driving under any objects. DO NOT allow roll bar to contact low overhanging obstacles, such as tree branches and guide wires.

3-18461

**CAUTION**

**ROLL OVER PROTECTIVE STRUCTURE**

To maintain operator protection and roll bar certification:

- Replace a damaged roll bar, do NOT attempt to repair or modify.
- Any alteration of the roll bar must be approved by the manufacturer.
- DO NOT exceed the machine weight rating of the roll bar.

3-18427

**WARNING**

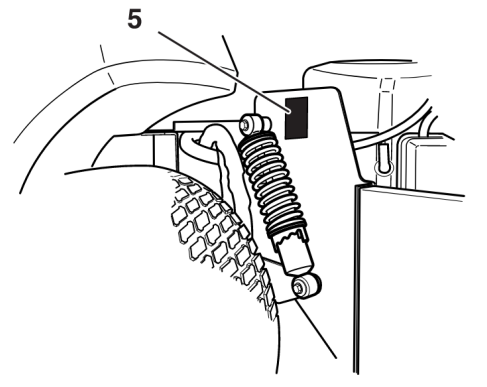
**PINCH POINT**

To avoid injury from loaded spring, read operator's manual before removing spring.

61045

The operator's manual is available in Spanish. La manual del operador está disponible en Español.

5100819





## ***Decal Group - Safety and Operation***

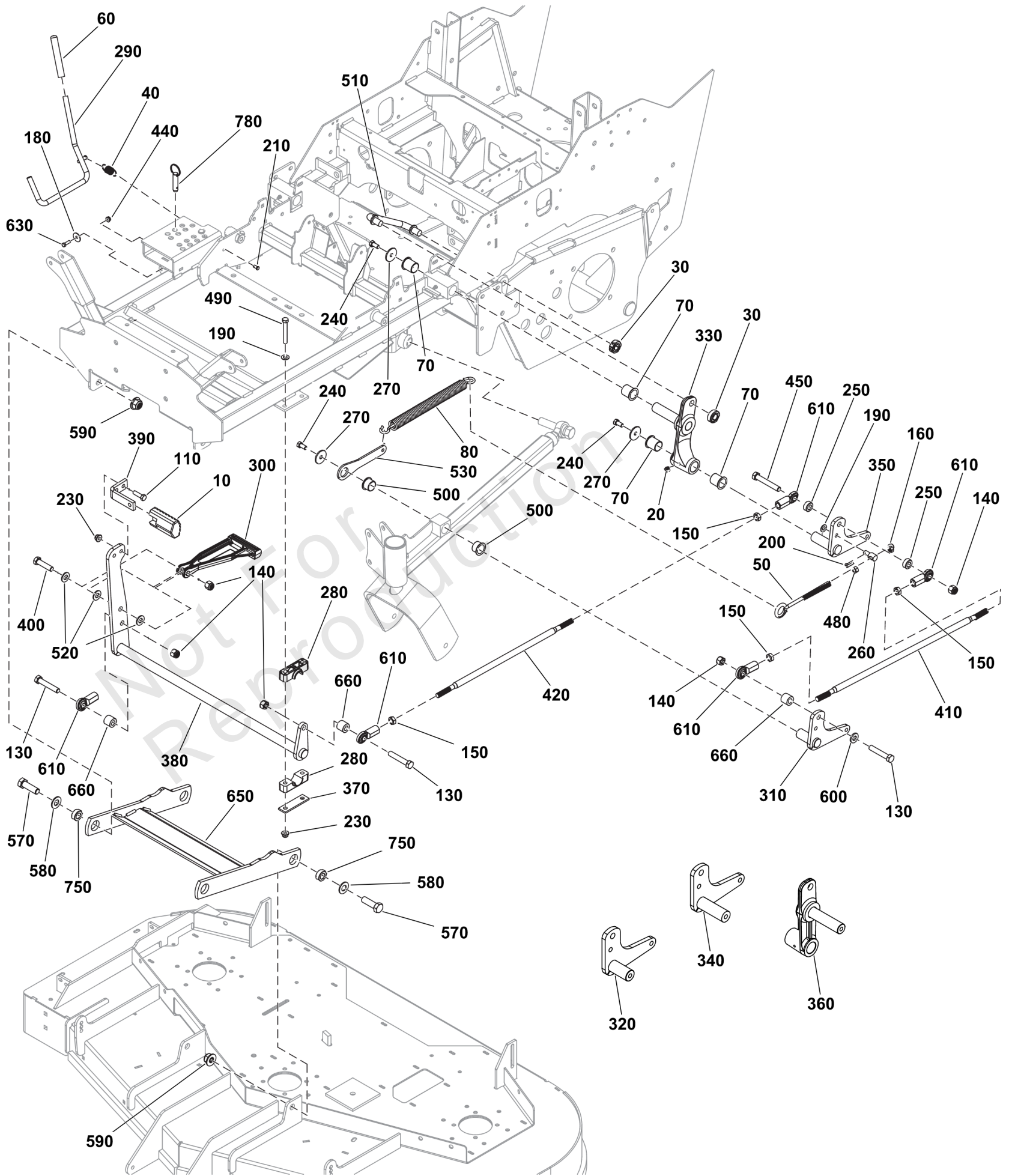
<b>REF NO</b>	<b>PART NO</b>	<b>QTY</b>	<b>DESCRIPTION</b>
1	84006556	1	DECAL, Main, Safety, ZT
2	5103184YP	1	DECAL, WARNING, ENG
3	7101665YP	2	DECAL, DANGER
4	5103725YP	1	DECAL, TRANS RELEASE
5	5100683SM	2	DECAL, WARNING
6	5048970SM	1	DECAL, IGNITION SWITC
7	5100280SM	1	DECAL, THROTTLE CONTR
8	5104082YP	1	DECAL, WARNING, ROPS
9	5100405YP	1	DECAL, WARNING OVERHA
10	84002270	1	DECAL
11	5108114FS	1	DECAL, CUTTING HEIGHT
12	84008284	1	DECAL, Belt & Blade
13	5061245SM	2	DECAL, PINCH POINT
14	5103619YP	1	DECAL, MANUAL
15	5104083YP	1	DECAL, CAUTION, ROPS

Not For Reproduction

# Deck Lift Group

Note: Unless noted otherwise, use the standard torque specifications

Mfg. No: 5902074



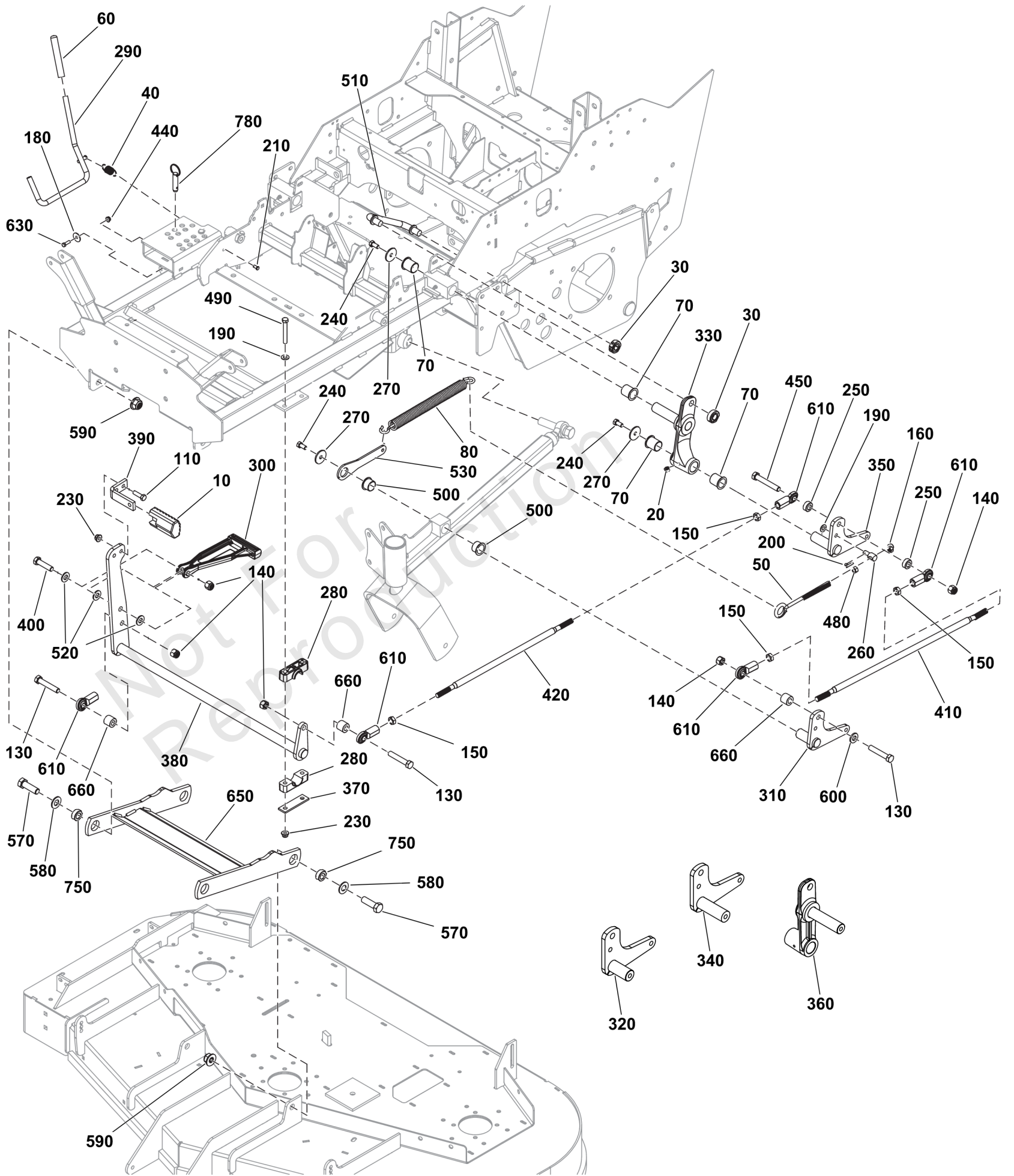
## Deck Lift Group

REF NO	PART NO	QTY	DESCRIPTION
10	5104262YP	1	PEDAL, RUBBER
20	5020095SM	2	GREASE FITTING, 1/4-2
30	5020441SM	4	COLLAR, 5/8" SPLIT
40	5010213YP	1	SPRING-EXT, .740 ODX2
50	5021811SM	2	EYE BOLT, 3/8-16 X 8"
60	5021880SM	1	GRIP, FOAM
70	5023343SM	8	BUSHING, 1.00 X 1.13
80	5023355SM	2	SPRING, DECK LIFT ASS
110	5025013X10SM	2	BOLT, 3/8-16 X 1-1/4"
130	5025017X22SM	4	BOLT, 1/2-13 X 2-3/4"
140	5025056FS	7	NUT
150	5025089SM	8	NUT, 1/2-20 HEX JAM
160	5025096SM	2	NUT, 3/8-16 HEX NYLON
180	5025288YP	2	WASHER, 1/4 FENDER
190	5025156FS	6	WASHER
200	5025203X6SM	2	PIN - COTTER
210	5025212X4SM	1	PIN, CLEVIS, 1/4 X 1/
230	5025394SM	6	NUT, 3/8-16 HEX NYLOCK
240	5025443SM	6	BOLT - 3/8-16 X 3/4
250	5045023SM	4	SPACER, .52 X 1.00 X
260	5100380SM	2	ADJUSTER - DECK
270	5100548SM	6	WASHER - .39X1.50
280	5100634SM	4	PIVOT BLOCK, PLASTIC
290	5410317AAFS	1	ROD, Lift
300	5104133YP	1	ARM-LINK
310	84002184	1	WELD, DECK LIFT LEVER, LH - BLK
320	84002185	1	WELD, DECK LIFT LEVER, RH - BLK
330	5105172YP	1	ARM, LINK
340	5105173YP	1	ARM, LINK
350	5401671AYP	1	DECK LIFT LEVER, LH
360	5401672AYP	1	DECK LIFT LEVER, RH
370	5403925AAFS	2	PIVOT
380	84002183	1	WELD, DECK LIFT SHAFT - BLK
390	5061569AYP	1	PEDAL, FOOT
400	5025017X16YP	1	BOLT, 1/2-13 X 2 GD5
410	5104004YP	2	ROD, 1/2-20 X 24.50
420	5103758YP	2	ROD, DECK LIFT, 19.25
440	5025391FS	2	NUT
450	5025017X26SM	2	BOLT, 1/2-13
480	5025034SM	2	NUT, 3/8-16 HEX
490	5025013X22SM	4	BOLT, 3/8-16 X 2-3/4"
500	5023356SM	4	BUSHING, 1.00X1.13X.7
510	5103703YP	2	ROD, SUSPENSION LINK
520	5025158SM	3	WASHER, 1/2" SAE
530	84002186	2	MOUNT, SPRING, DECK LIFT - BLK
570	5025019X16YP	4	BOLT, 5/8-11 X 2
580	5025281SM	4	WASHER, 5/8" SAE
590	5025403YP	4	NUT,5/8-11 HEX NYLON
600	5025440SM	2	WASHER, 1/2" YELLOW
610	1702779SM	8	JOINT-BALL .500-20 TH
630	703338	2	BOLT,1/4-20X5/8

# Deck Lift Group

Note: Unless noted otherwise, use the standard torque specifications

Mfg. No: 5902074



## Deck Lift Group

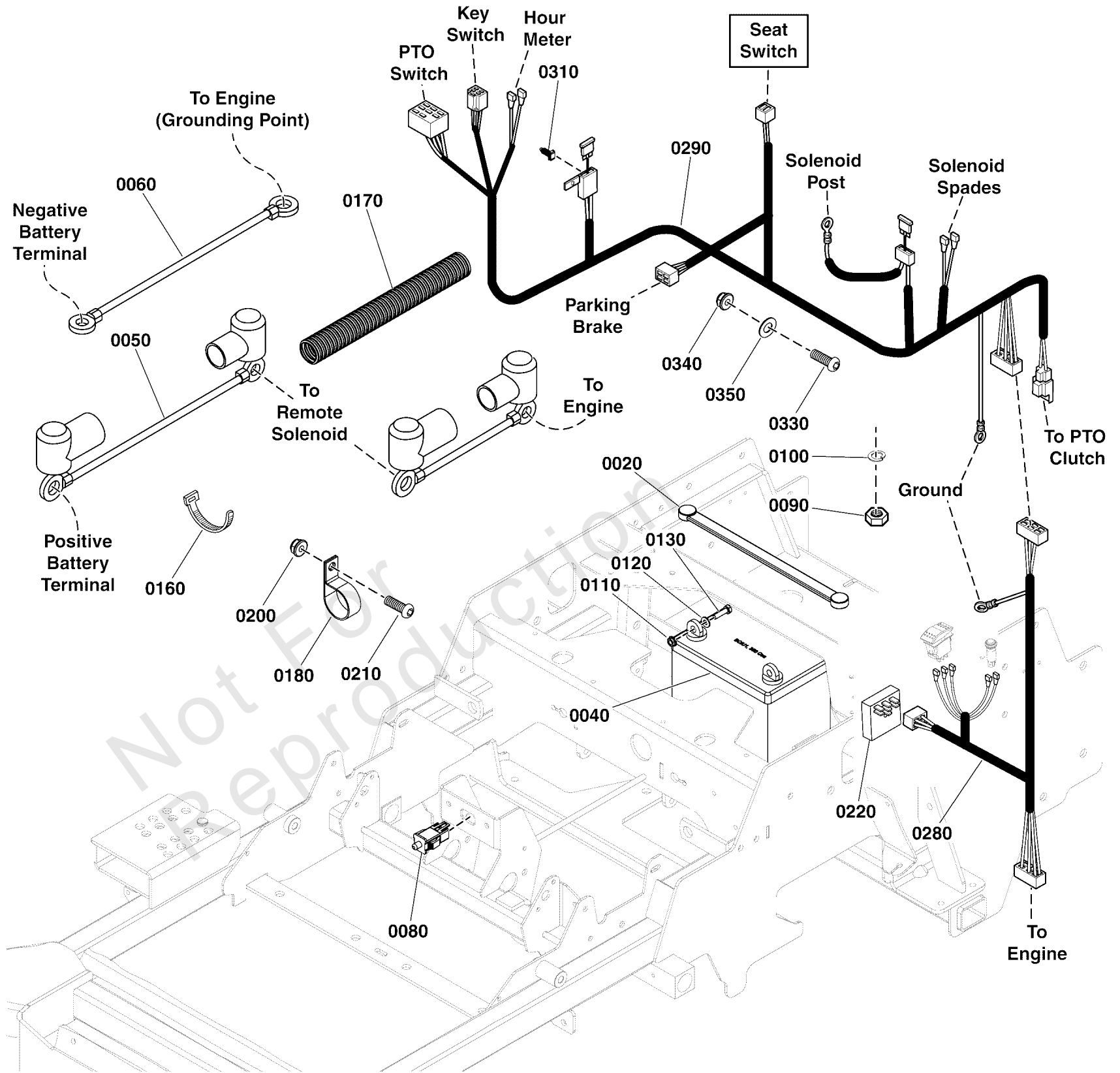
REF NO	PART NO	QTY	DESCRIPTION
650	84008118	1	BAR, Puller
660	5044673SM	4	SPACER, .52 X 1.00 X
750	84008136	4	BUSHING
780	5023498SM	1	PIN, HITCH, 1/2 X 2.0

Not For Reproduction

# Electrical Group

Note: Unless noted otherwise, use the standard torque specifications

Mfg. No: 5902074



## Electrical Group

REF NO	PART NO	QTY	DESCRIPTION
0020	1722009	1	STRAP, BATTERY, 14 LONG, Rubber
0040	-----	1	BATTERY, 11U1L, 350 CCA
0050	5021405	1	BATTERY CABLE, POS, 22, 1/4-5/16
0060	5047690	1	BATTERY CABLE, NEG, 14, 5/16-13/32
0080	7022886	1	SWITCH, DP NO/NC SNAP-IN
0090	5023216	2	NUT, Hex Jam, 5/16-24
0100	5023217	2	WASHER, Light Lock, 5/16
0110	5025126	6	NUT, 1/4-20 HEX SERR. FLANGE
0120	5025154	2	WASHER, 1/4 SAE
0130	5025010X6	2	BOLT, 1/4"-20 X 3/4" GD5 YZ
0160	5021029	5	TIE, SELF-LOCKING, 12"
0170	5050927X18	1	WIRE LOOM, 3/8 ID X 18 IN
0180	5021500	3	CLAMP, VINYL INSULATED, 1.00
0200	5025391	5	NUT, 1/4-20 Hex Nylock Flange
0210	5025299X8	4	SCREW, 1/4-20 X 1, ALLEN BH, CZ
0220	5102075	1	MODULE, THROTTLE CONTROL, KAV DFI
0280	5105601	1	HARNESS, JUMPER, KAWASKI EFI
0290	5105536	1	HARNESS, Wiring, Small ZTR
0310	5103761	1	FIR TREE MOUNT, PACKARD
0330	5025179X6	1	SCREW, #10-24 X 3/4" ROUND PHILLIPS
0340	5025271	1	NUT, Hex, Nylon Lock, #10-24
0350	5023499	1	WASHER, #10 SAE

# Electrical Schematic - Charging Circuit - Kawasaki Fuel Injected

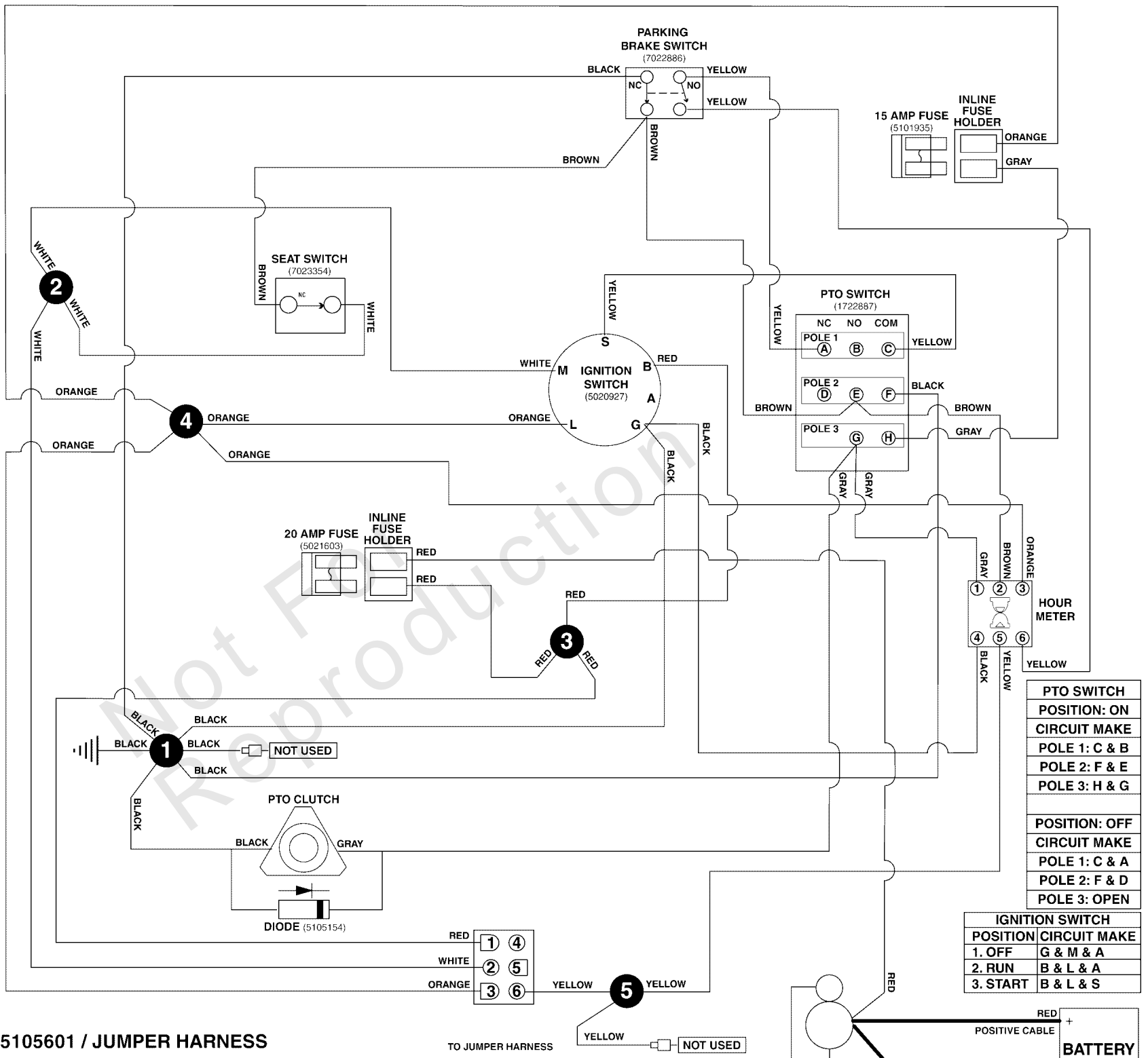
Note: Unless noted otherwise, use the standard torque specifications

Mfg. No: 5902074

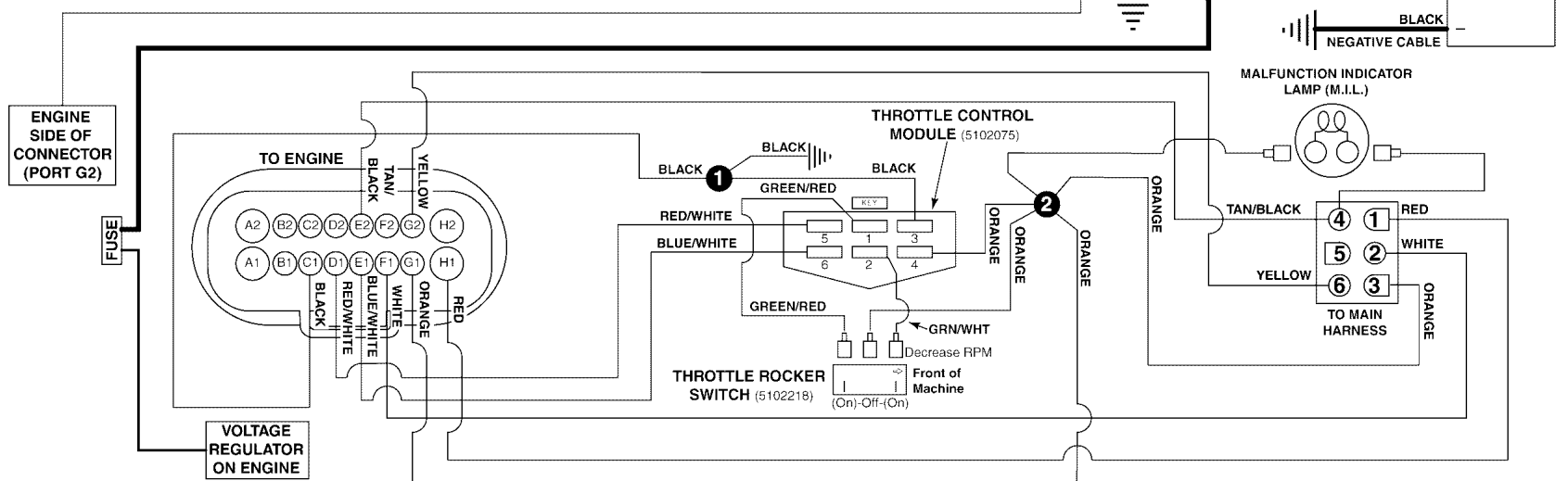
## 5105536 MAIN WIRE HARNESS - KAWASAKI FT730V ENGINES

5105536D

(If internal schematic of the switch is not shown, the image of the switch represents the back view of the connector as it is connected to the switch.)



## 5105601 / JUMPER HARNESS





## ***Electrical Schematic - Charging Circuit - Kawasaki Fuel Injected***

---

<b>REF NO</b>	<b>PART NO</b>	<b>QTY</b>	<b>DESCRIPTION</b>
5105536	5105536	1	HARNESS, Wiring, Small ZTR
5105601	5105601	1	HARNESS, JUMPER, KAWASKI EFI

---

Not For Reproduction

# Electrical Schematic - Cranking Circuit - Kawasaki Fuel Injected

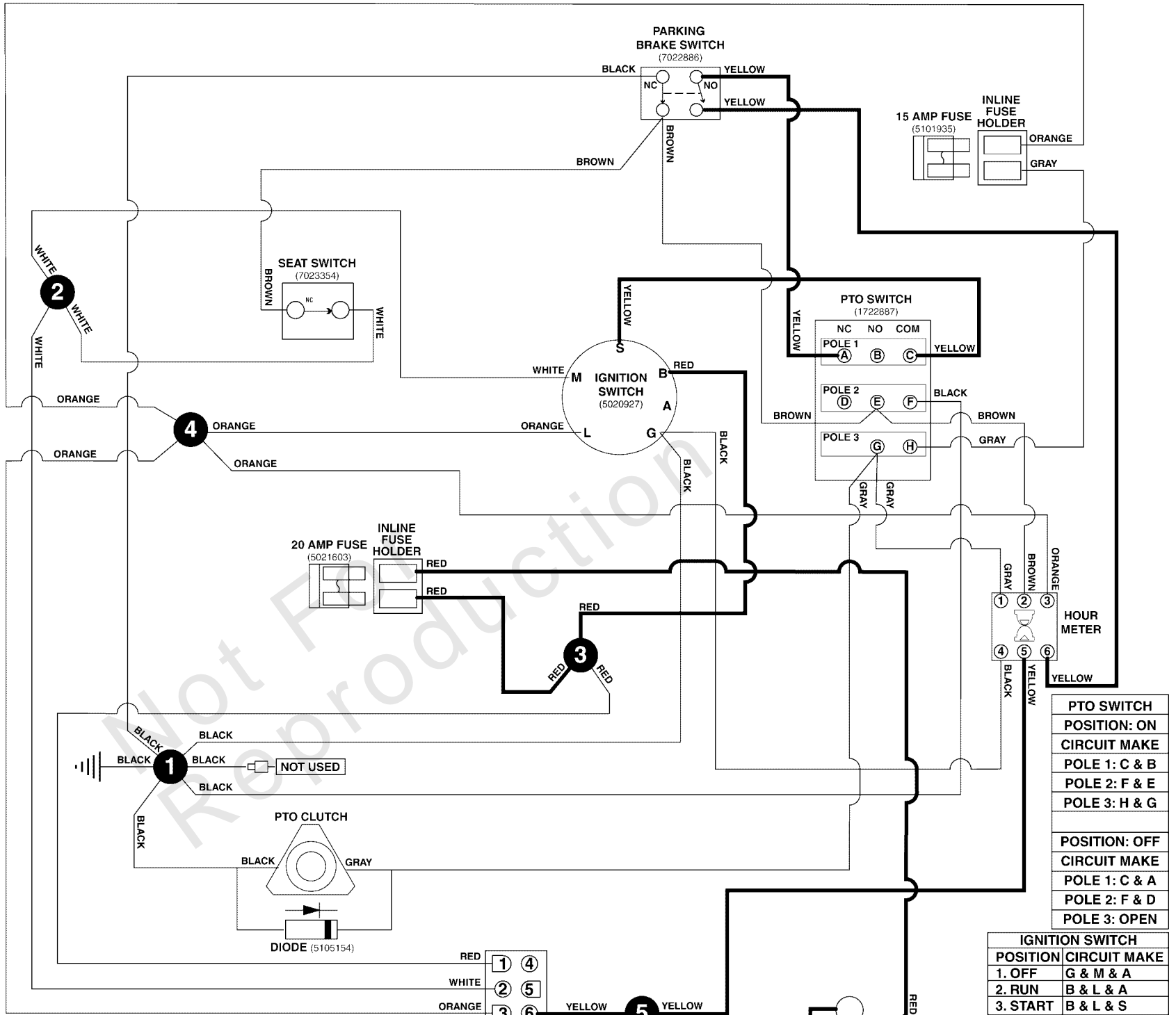
Note: Unless noted otherwise, use the standard torque specifications

Mfg. No: 5902074

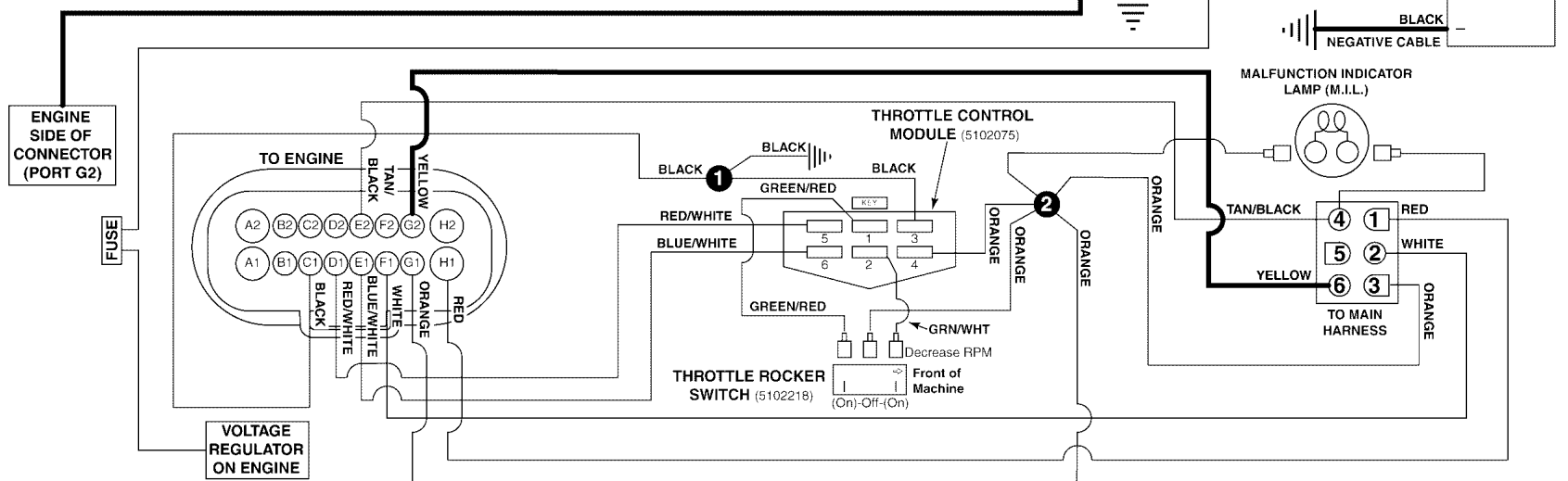
## 5105536 MAIN WIRE HARNESS - KAWASAKI FT730V ENGINES

5105536D

(If internal schematic of the switch is not shown, the image of the switch represents the back view of the connector as it is connected to the switch.)



## 5105601 / JUMPER HARNESS



## *Electrical Schematic - Cranking Circuit - Kawasaki Fuel Injected*

---

REF NO	PART NO	QTY	DESCRIPTION
5105536	5105536	1	HARNESS, Wiring, Small ZTR
5105601	5105601	1	HARNESS, JUMPER, KAWASKI EFI

---

Not For Reproduction

# Electrical Schematic - Ign. Ground Circuit/Op. Pres. - Kawasaki Fuel Injected

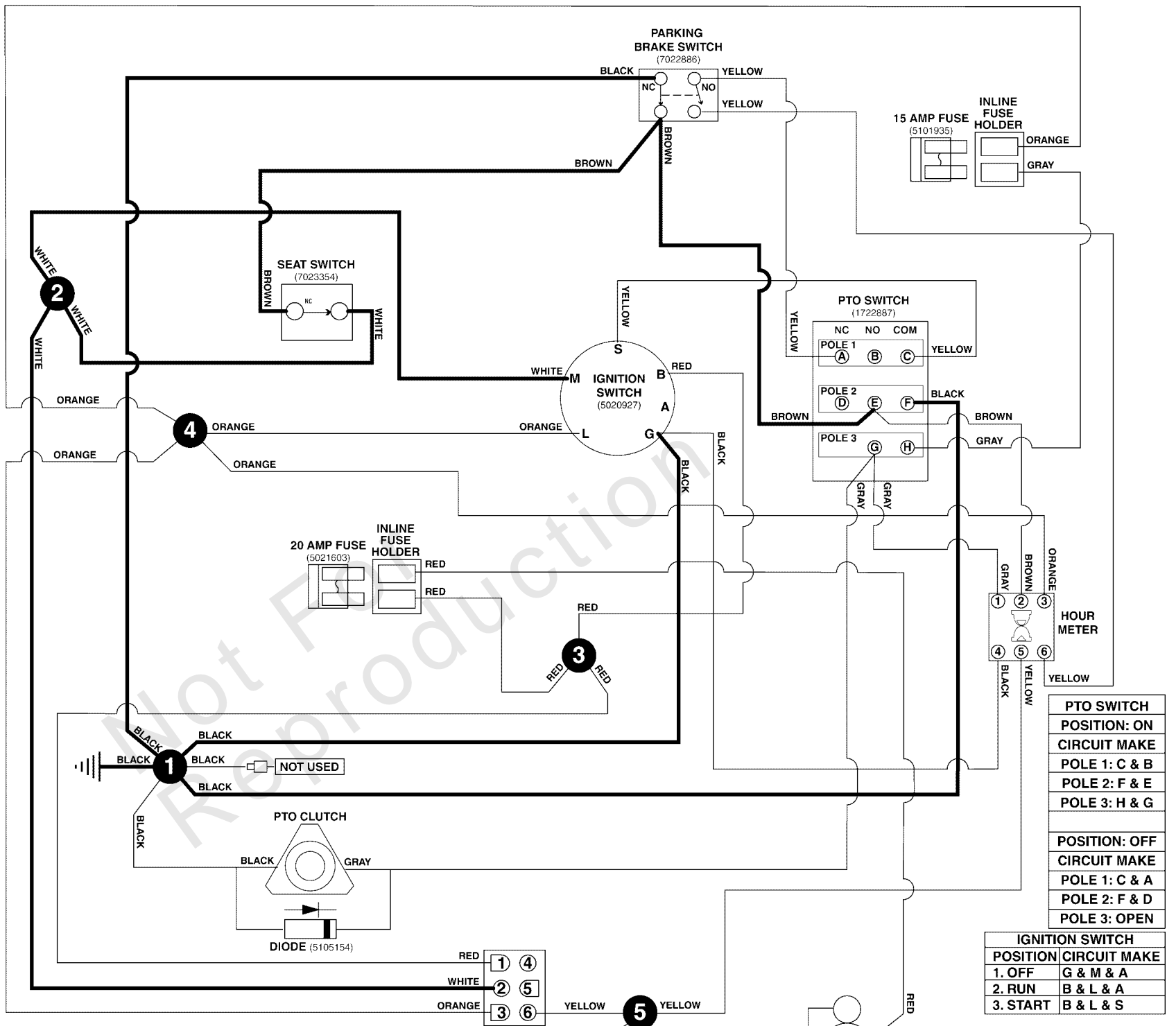
Note: Unless noted otherwise, use the standard torque specifications

Mfg. No: 5902074

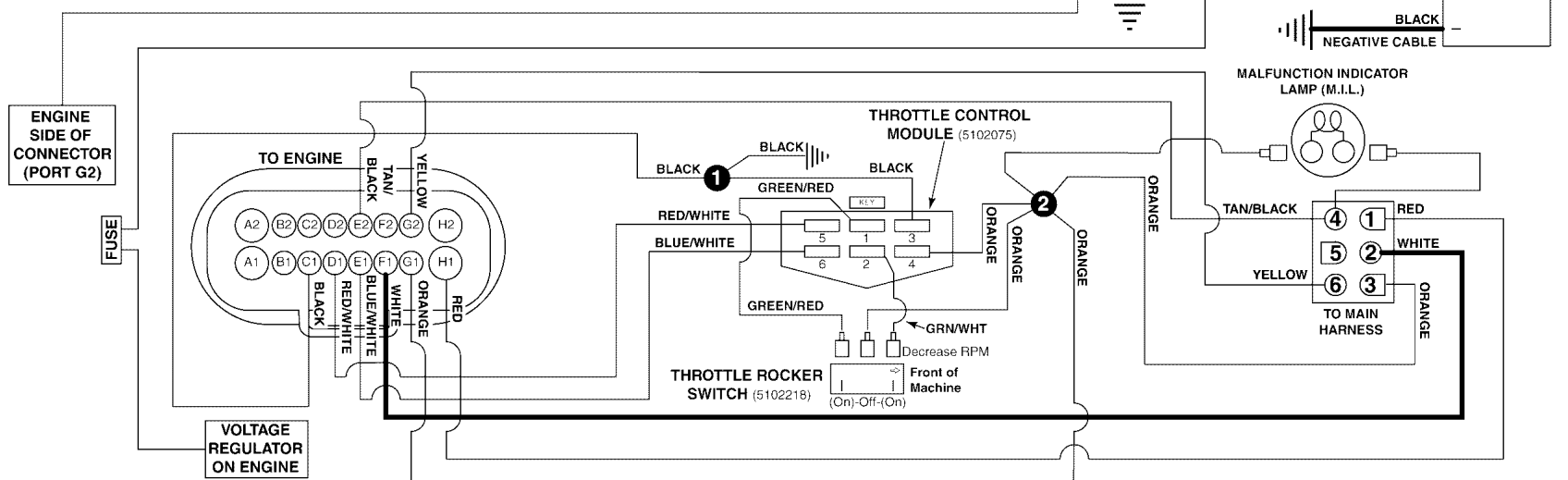
## 5105536 MAIN WIRE HARNESS - KAWASAKI FT730V ENGINES

5105536D

(If internal schematic of the switch is not shown, the image of the switch represents the back view of the connector as it is connected to the switch.)



## 5105601 / JUMPER HARNESS



**Electrical Schematic - Ign. Ground Circuit/Op. Pres. - Kawasaki Fuel Injected**

REF NO	PART NO	QTY	DESCRIPTION
5105536	5105536	1	HARNESS, Wiring, Small ZTR
5105601	5105601	1	HARNESS, JUMPER, KAWASKI EFI

Not For Reproduction

# Electrical Schematic - PTO Clutch Circuit - Kawasaki Fuel Injected

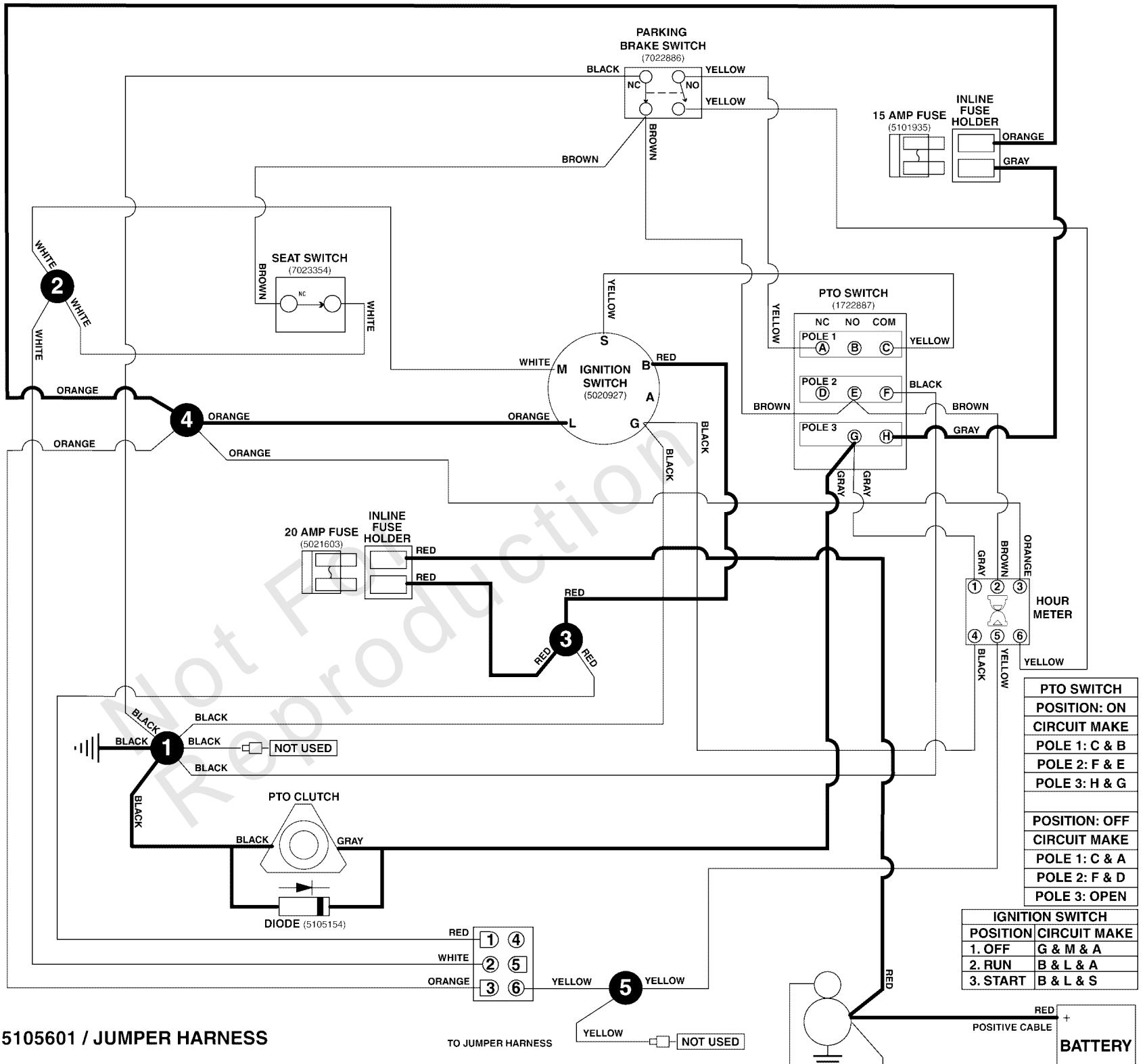
Note: Unless noted otherwise, use the standard torque specifications

Mfg. No: 5902074

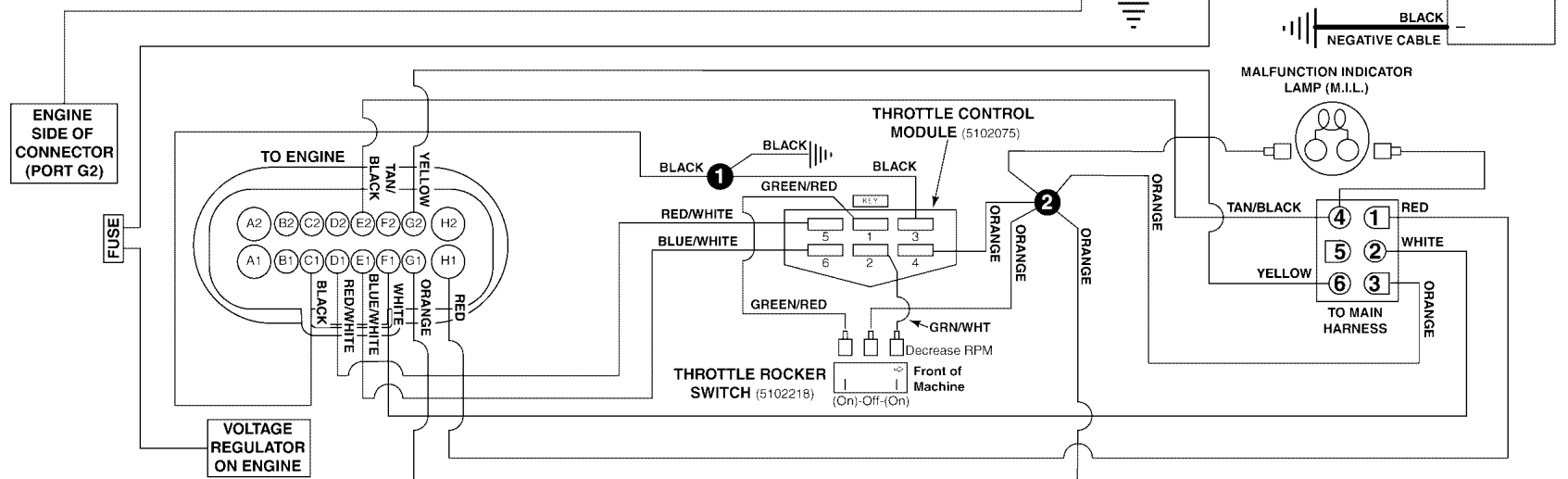
## 5105536 MAIN WIRE HARNESS - KAWASAKI FT730V ENGINES

5105536D

(If internal schematic of the switch is not shown, the image of the switch represents the back view of the connector as it is connected to the switch.)



## 5105601 / JUMPER HARNESS



## ***Electrical Schematic - PTO Clutch Circuit - Kawasaki Fuel Injected***

---

<b>REF NO</b>	<b>PART NO</b>	<b>QTY</b>	<b>DESCRIPTION</b>
5105536	5105536	1	HARNESS, Wiring, Small ZTR
5105601	5105601	1	HARNESS, JUMPER, KAWASKI EFI

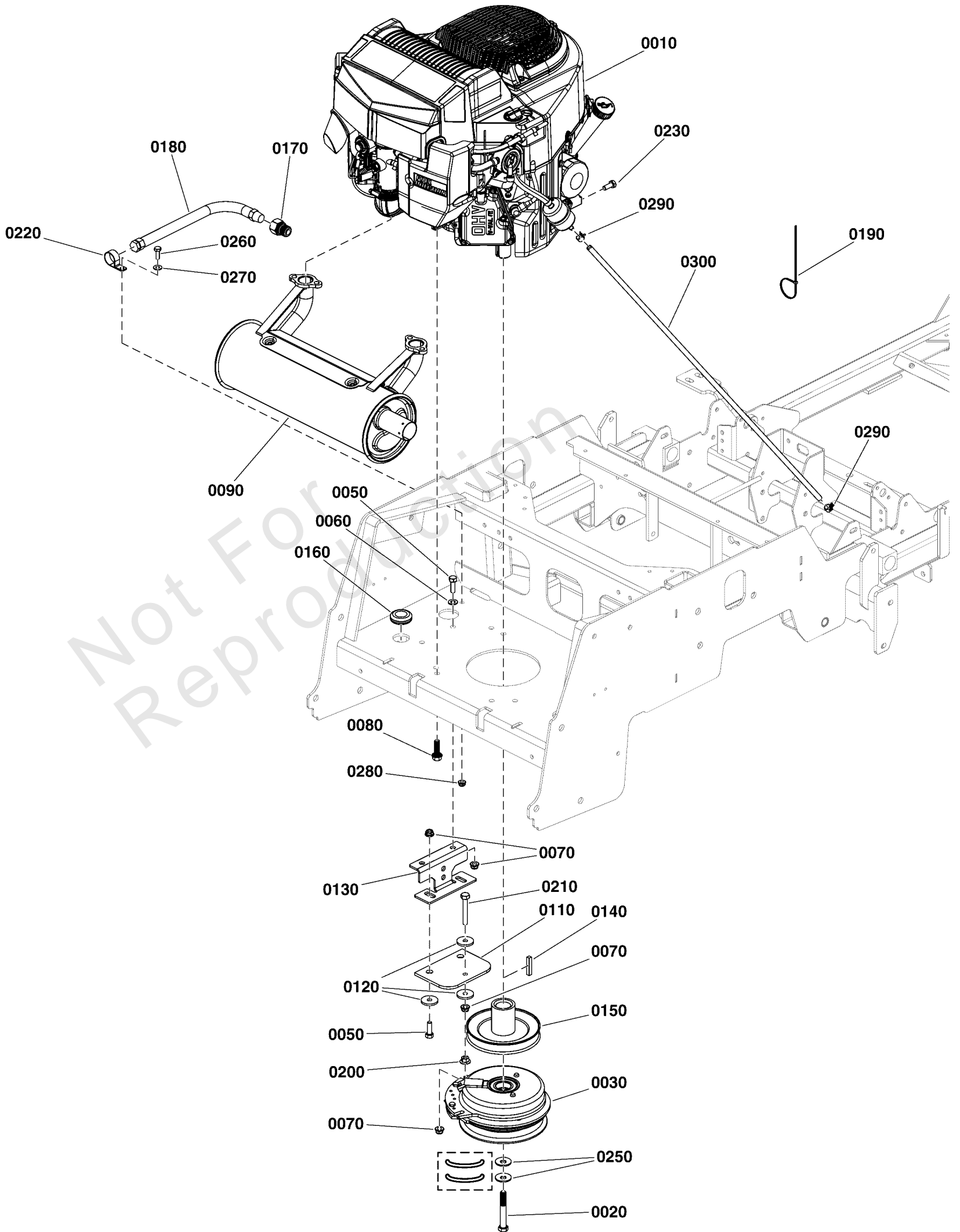
---

Not For Reproduction

# Engine & PTO Group - Kawasaki FT730V EFI

Note: Unless noted otherwise, use the standard torque specifications

Mfg. No: 5902074





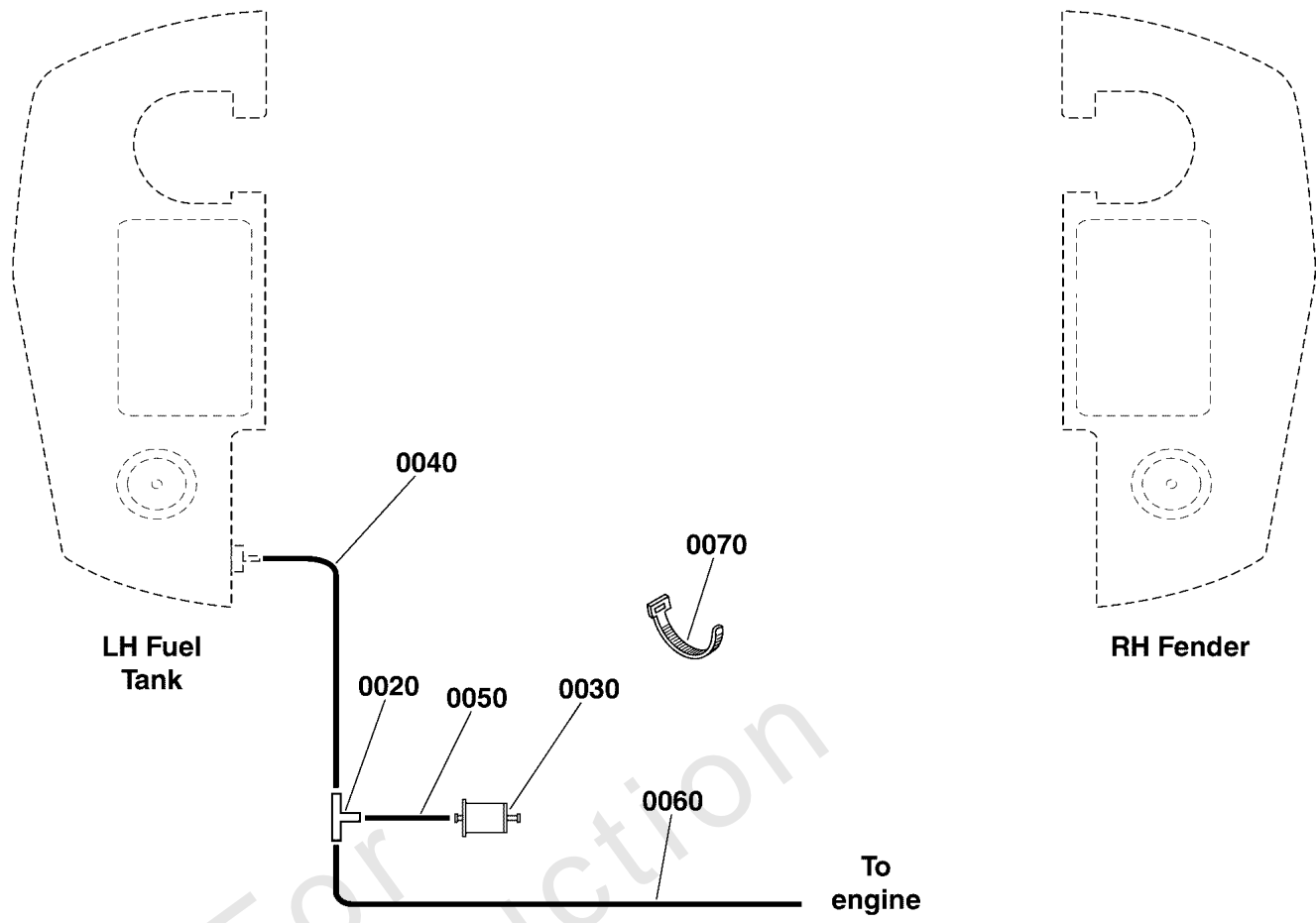
## Engine & PTO Group - Kawasaki FT730V EFI

REF NO	PART NO	QTY	DESCRIPTION
0010	-----	1	ENGINE, KAWASAKI, FT730V, EFI -(See engine manufacturer for engine service parts.)
0020	5102866	1	BOLT, CRANKSHAFT, 7/16-20 X 3, GD8 -(Torque clutch mounting bolt to 65 ft-lbs (88 Nm); Apply Loctite 271 to threads of crankshaft bolt when assembling.)
0030	5105090	1	CLUTCH WARNER 200 FT-LB 1.13 X 6.323
0050	5025011X8	4	BOLT, 5/16-18 X 1" GRD5 YZ
0060	5025155	2	WASHER, 5/16" SAE
0070	5025392	6	NUT, 5/16-18 HEX NYLOCK FLANGE NUT
0080	5025640	4	BOLT, 3/8-16X1-1/4 SF, GD8, PHOS, SER HD -(Torque engine mounting bolt to 50 ft-lbs (68 Nm))
0090	5104326	1	MUFFLER, KAWI, HORIZONTAL, 5" CAN
0110	5043636	1	CLUTCH ANCHOR PAD
0120	5044617	4	WASHER, .34 X 1.25 X 10 GA
0130	5410367A	1	ANCHOR, CLUTCH, IS600-IS700 - BLK
0140	5022726	1	KEY 1/4 SQ X 1 1/2 LONG
0150	5105108	1	PULLEY, CRANKSHAFT 1.1255"ID X 5.318" OB
0160	5021379	1	GROMMET, 7/8"
0170	5022234	1	ADAPTER, Oil Drain
0180	5048681	1	HOSE, OIL DRAIN
0190	5101492	1	TIE, SELF-LOCKING, 24"
0200	5025139	1	NUT, 5/16-18 HEX SERRATED FLANGE (LARGE)
0210	5025055X18	1	BOLT, 5/16-18 X 2-1/4 TFL, GD5 YZ
0220	5021500	3	CLAMP, VINYL INSULATED, 1.00
0230	5025249	1	BOLT, M8-1.25 X 20 MM GD 8.8 -(Secures ground wire to engine.)
0250	5025585	2	BELLEVILLE WASHER, 1.1875 X .442 X .098
0260	5025010X6	1	BOLT, 1/4"-20 X 3/4" GD5 YZ
0270	5025154	1	WASHER, 1/4 SAE
0280	5025391	1	NUT, 1/4-20 Hex Nylock Flange
0290	5050831X34	1	HOSE, 1/4" FUEL, 34.00"
0300	93807	2	CLAMP, Hose

# Evap Group

Note: Unless noted otherwise, use the standard torque specifications

Mfg. No: 5902074



Not For  
Reproduction

## Evap Group

REF NO	PART NO	QTY	DESCRIPTION
0020	5103062	1	FITTING, 3/16" TEE, BARB TYPE, HDPE
0030	80025019	1	FILTER, FUEL
0040	7700552X29	1	HOSE, VAPOR, 5 MM ID, 29.00 LG
0060	7700552X2	1	HOSE, VAPOR, 5MM ID, 2.00 LG
0050	7700552X21	1	HOSE, VAPOR, 5MM ID, 21.00 LG
0070	5021030	3	TIE, SELF-LOCKING, 6"

Not For Reproduction



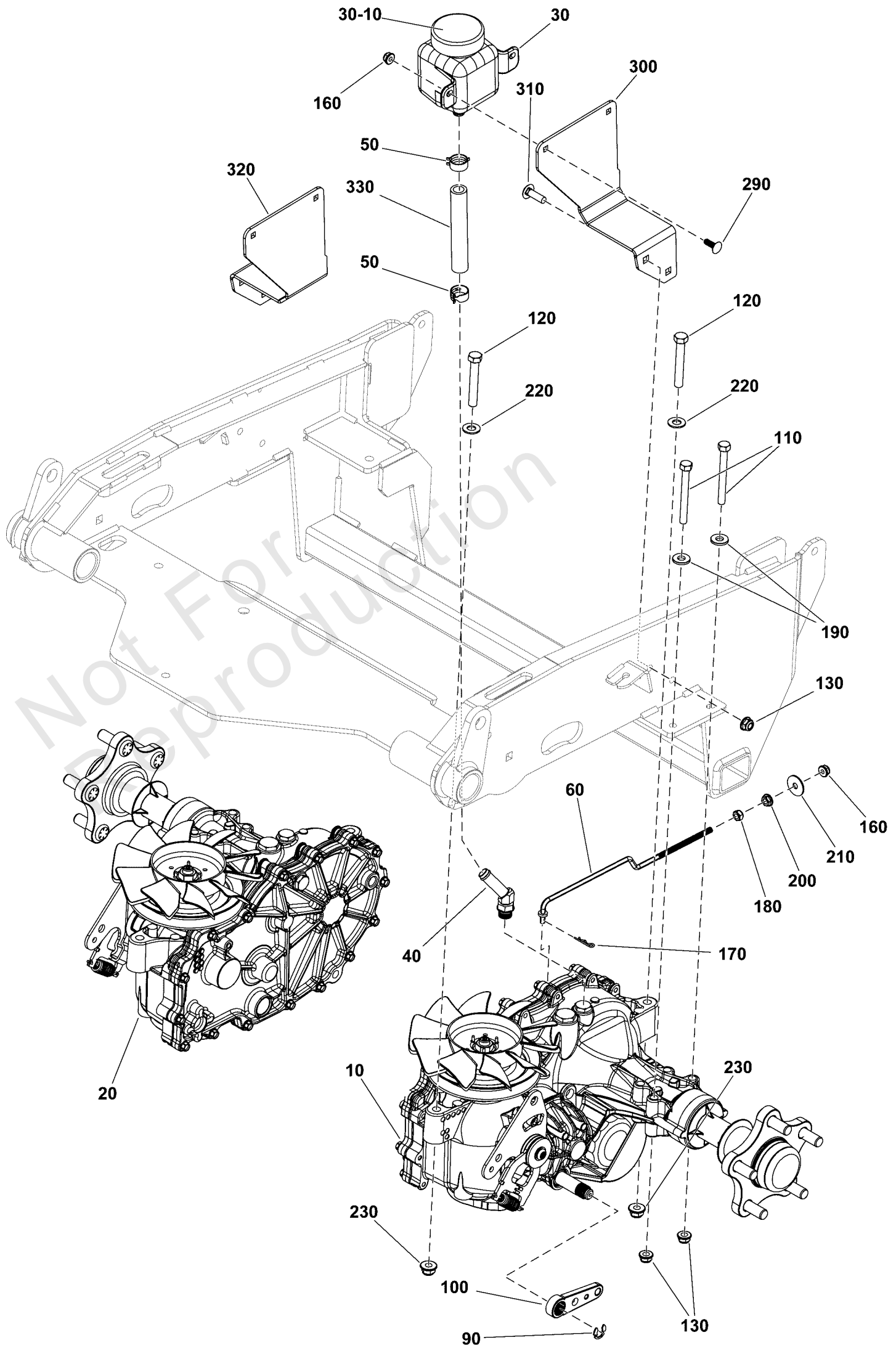
## Fuel Tank and Mount Group

REF NO	PART NO	QTY	DESCRIPTION
0010	5025170SM	10	WASHER, 5/16" LOCK
0020	5025011X6SM	10	BOLT, 5/16-18 X 3/4"
0030	84005958	1	CAP, FUEL TANK
0050	5025386SM	6	SCREW, #10-24 X 3/8"
0060	5025394SM	6	NUT, 3/8-16 HEX NYLOCK
0080	5025156FS	6	WASHER
0100	5025013X8SM	6	BOLT, 3/8-16 X 1" GD5
0110	5025292SM	10	WASHER, 5/16" GD.9 FL
0160	5103176YP	1	TANK, FUEL, LH
0160-10	5022917FS	1	GAUGE, FUEL
0160-20	5022917X1SM	1	GROMMET, FUEL GAUGE
0160-30	5101149	1	PICKUP TUBE ASM, FUEL TANK, 22" -(SV)
0160-40	1726400FS	1	BUSHING -(SV)
0170	5400250BFS	2	PLATE
0180	5049948SM	1	TANK, FUEL, 1500Z - R
0190	84008278	1	MOUNT, Tank
0200	84008279	1	MOUNT, Tank
0210	84008280	1	MOUNT, Tank
0220	84008281	1	MOUNT, Tank
1000	-----	1	Refer to: Engine & PTO Group

# Hydraulic Group

Note: Unless noted otherwise, use the standard torque specifications

Mfg. No: 5902074



## Hydraulic Group

REF NO	PART NO	QTY	DESCRIPTION
10	84008005	1	TRANSAXLE
20	84007998	1	TRANSAXLE
30	5100473SM	2	RESERVOIR
30-10	5100778X1	2	RESERVIOR CAP -(One per tank)
40	5102054FS	2	FITTING
50	5025474SM	4	CLAMP - HOSE
60	5103631YP	2	ROD, DUMP VALVE
90	5104055YP	2	E-CLIP
100	5103750YP	2	BRAKE ARM, ZT-3400
110	5025011X24SM	4	BOLT, 5/16-18
120	84007037	4	BOLT
130	5025392FS	8	NUT
160	5025391FS	6	NUT
170	5025211SM	2	PIN, HAIR, .0585" X 1
180	5025095SM	2	NUT, 1/4-20 HEX NYLON
190	5025292SM	4	WASHER, 5/16" GD.9 FL
200	5025126FS	2	NUT
210	5025288YP	2	WASHER, 1/4 FENDER
220	5025156FS	4	WASHER
230	5025394SM	4	NUT, 3/8-16 HEX NYLOCK
290	703575	4	BOLT, 1/4-20X.750, SQ
300	84008123	1	MOUNT, LH
310	703800	4	BOLT, CRRG, 5/16-18X1
320	84008124	1	MOUNT, RH
330	84008112	2	HOSE

# Instrument Control Panel Group - Fuel Injected Models with Electronic Throttle Control

Note: Unless noted otherwise, use the standard torque specifications

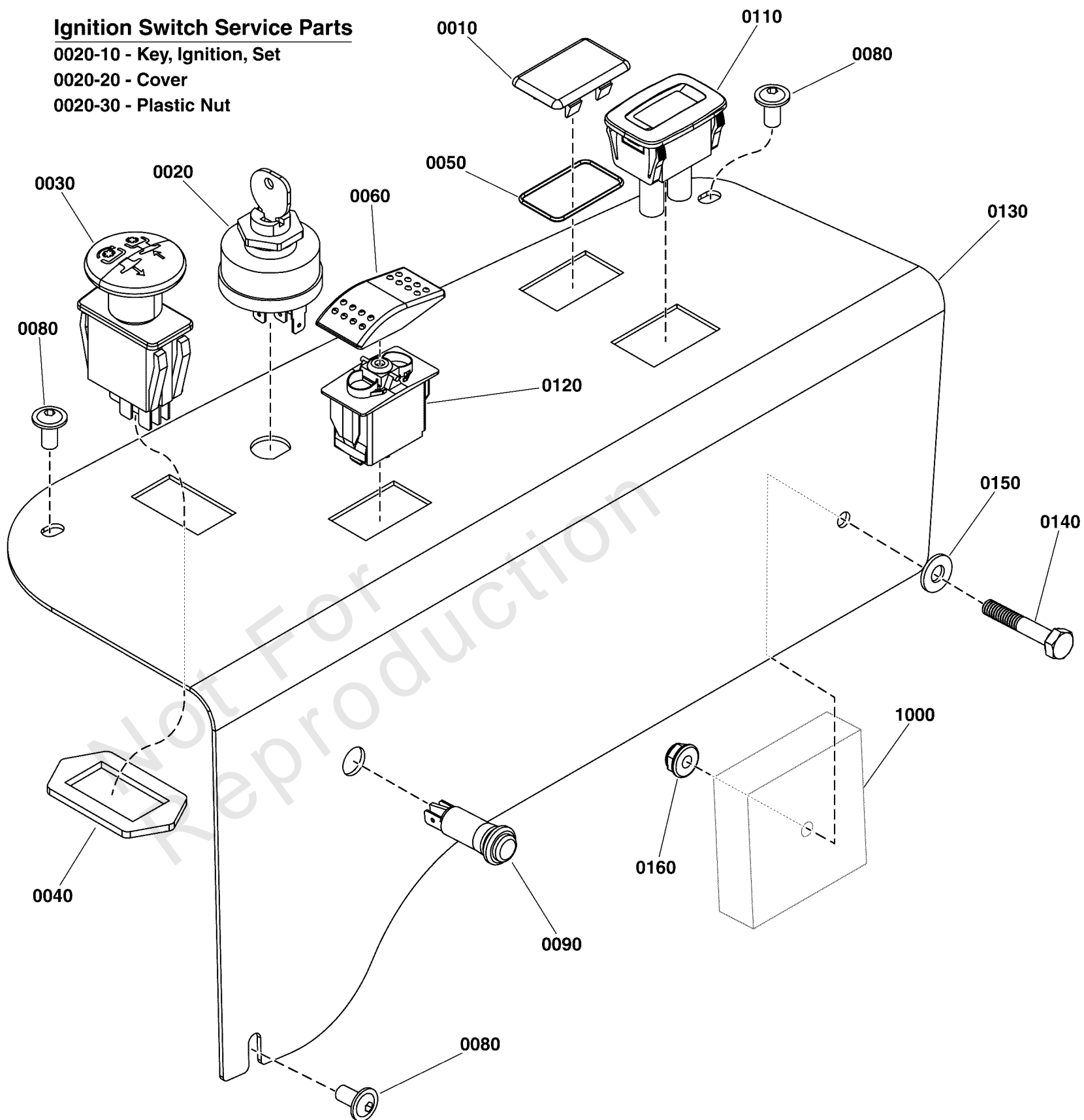
Mfg. No: 5902074

## Ignition Switch Service Parts

0020-10 - Key, Ignition, Set

0020-20 - Cover

0020-30 - Plastic Nut





## ***Instrument Control Panel Group - Fuel Injected Models with Electronic Throttle Control***

<b>REF NO</b>	<b>PART NO</b>	<b>QTY</b>	<b>DESCRIPTION</b>
0010	1709188	1	PLUG, .820X1.44 HOLE, BLACK PLASTIC
0020	5020927	1	SWITCH, IGNITION, 6 POST
0020-10	5022789	1	KEY, IGNITION MOLDED SET
0020-20	5022790	1	COVER, PLASTIC, SNAP ON
0020-30	5022791	1	PLASTIC NUT
0030	1722887	1	SWITCH-PTO PUSH
0040	5022222	1	RING, SWITCH RETAINER
0050	5022269	1	O-RING, 7/8" ID X 1/16" W
0060	5102219	1	ACTUATOR, ROCKER SWITCH - RED
0080	5106469	3	SCREW, FLANGE, ALLEN HD, 1/4-20X.5 S/S
0090	5103809	1	LIGHT, INDICATOR, PANEL, LED, RED
0110	-----	1	HOUR METER, 2 CHANNEL -(Refer to Note: *)
0120	5102218	1	BODY, ROCKER SWITCH
0130	5414562A	1	PLATE, CONTROL PANEL, IS700Z, KAV EFI - BLK
0140	5025010X12	1	BOLT, 1/4-20 X 1-1/2 GD5 CZ
0150	5025154	1	WASHER, 1/4 SAE
0160	5025391	1	NUT, 1/4-20 Hex Nylock Flange
1000	-----	1	MODULE, Throttle Control (See Electrical Group)

---

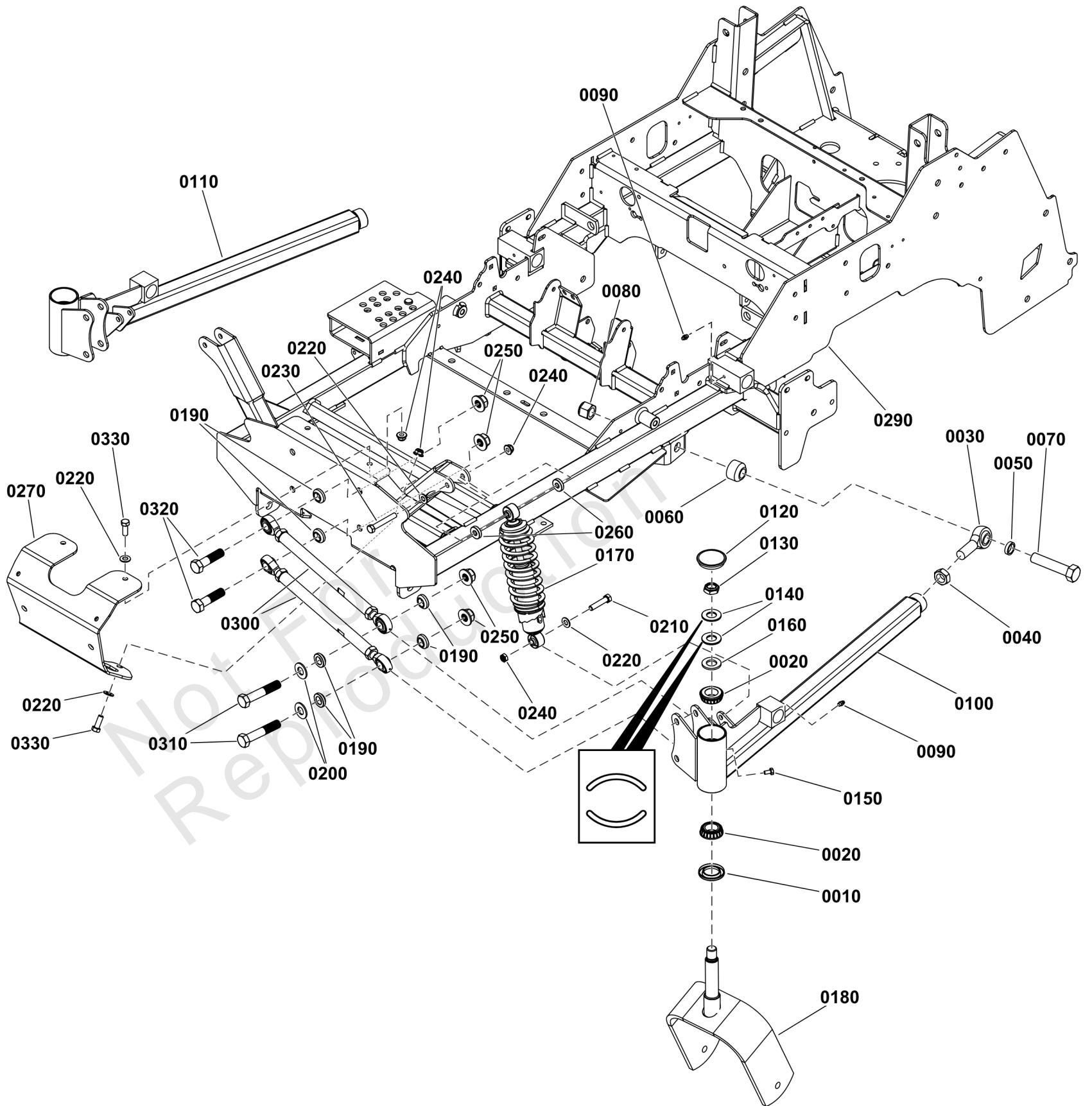
**Footnotes:**

Note: \*When replacing this hour meter, please call our service department at 1-800-933-6175 ext. 709

# Main Frame and Front Suspension Group

Note: Unless noted otherwise, use the standard torque specifications

Mfg. No: 5902074



## Main Frame and Front Suspension Group

REF NO	PART NO	QTY	DESCRIPTION
0010	5021072SM	2	SEAL, GREASE
0020	5020884SM	4	BEARING, TAPERED ROLL
0030	5022039SM	2	BALL JOINT, 3/4-16, M
0040	5025093SM	2	NUT, 3/4-16 HEX JAM
0050	5047461SM	2	SPACER, .76 X 1.00 X
0060	5046093SM	2	SPACER, .75 X 1.50 X
0070	5025265X28SM	2	BOLT, 3/4-16 X 3-1/2" -(Torque A-Arm Mount Bolts to 165-170 ft-lbs (224-230 Nm))
0080	5025284SM	2	NUT, 3/4-16 HEX NYLON
0090	5020095SM	4	GREASE FITTING, 1/4-2
0100	84008275	1	ARM, Suspension - LH
0110	84008276	1	ARM, Suspension - RH
0120	5109845FS	2	CAP
0130	5025448SM	2	NUT - 3/4-16 HEX JAM
0140	5025449SM	4	WASHER, BELLEVILLE
0150	5025457SM	2	BOLT - 1/4-28 X 1/2
0160	5025160SM	2	WASHER, 3/4" SAE
0170	84001896	2	ABSORBER, SHOCK
0180	5419196BFS	2	YOKE, CASTER
0190	84006987	12	SPACER
0200	5025158SM	4	WASHER, 1/2" SAE
0210	703589	2	CAPSCREW, 3/8-16X2
0220	5025156FS	8	WASHER
0230	84007037	2	BOLT
0240	5025394SM	8	NUT, 3/8-16 HEX NYLOCK
0250	84004661	8	LOCKNUT
0260	84006562	4	SPACER
0270	5419630BFS	1	PLATE
0290	-----	1	WELD, MAIN FRAME, ISX2200/800 - RED -(Refer to Note: *)
0300	84006986	4	ARM, CONTROL
0310	5025017X22SM	4	BOLT, 1/2-13 X 2-3/4"
0320	5025017X16YP	4	BOLT, 1/2-13 X 2 GD5
0330	5025013X8SM	4	BOLT, 3/8-16 X 1" GD5
1000	5020883	2	CUP, BEARING (SV) -(Not illustrated)

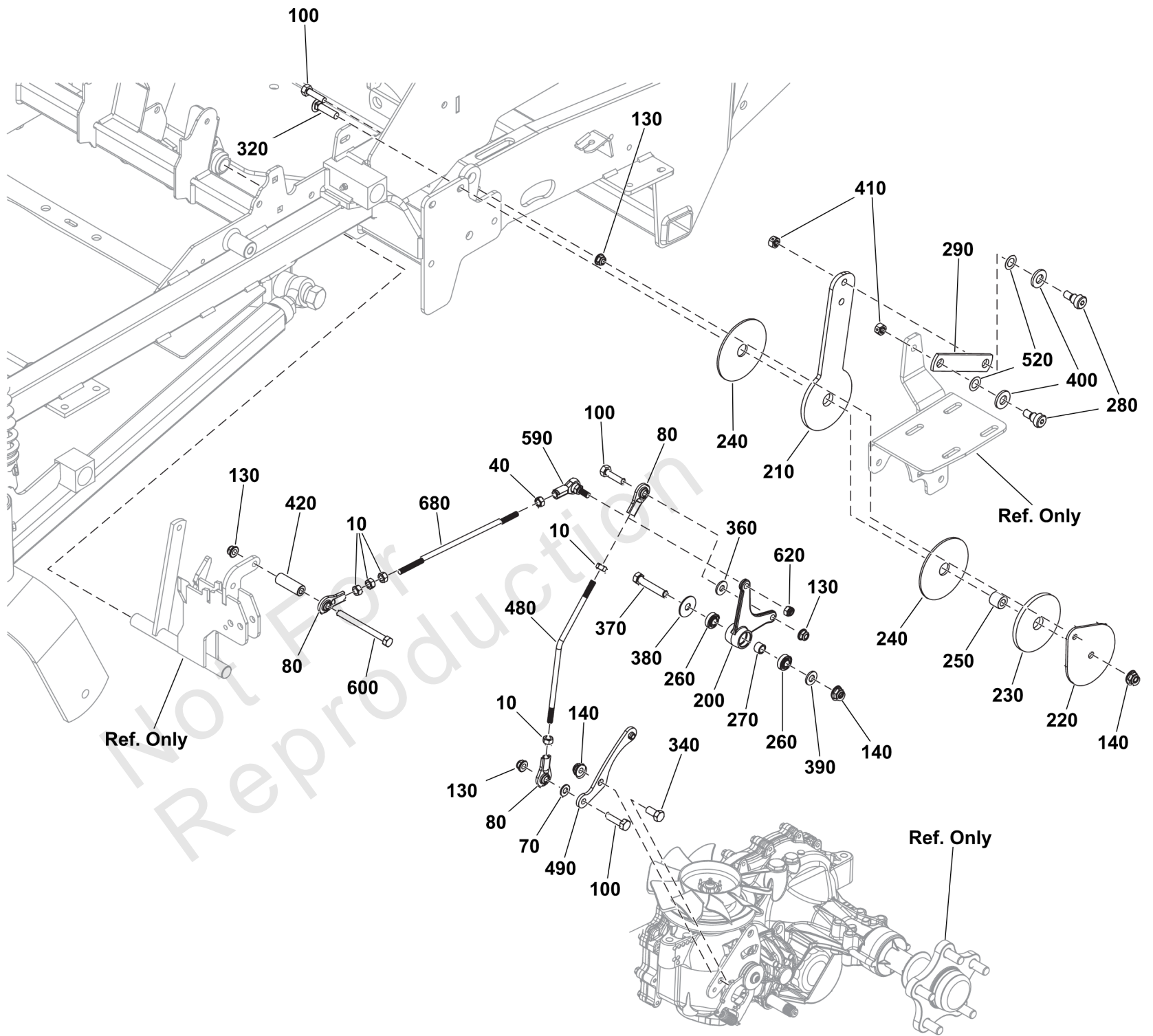
### Footnotes:

Note: \*If replacing contact the Service Department at 1-800-933-6175.

# Motion Control Group - Control System

Note: Unless noted otherwise, use the standard torque specifications

Mfg. No: 5902074



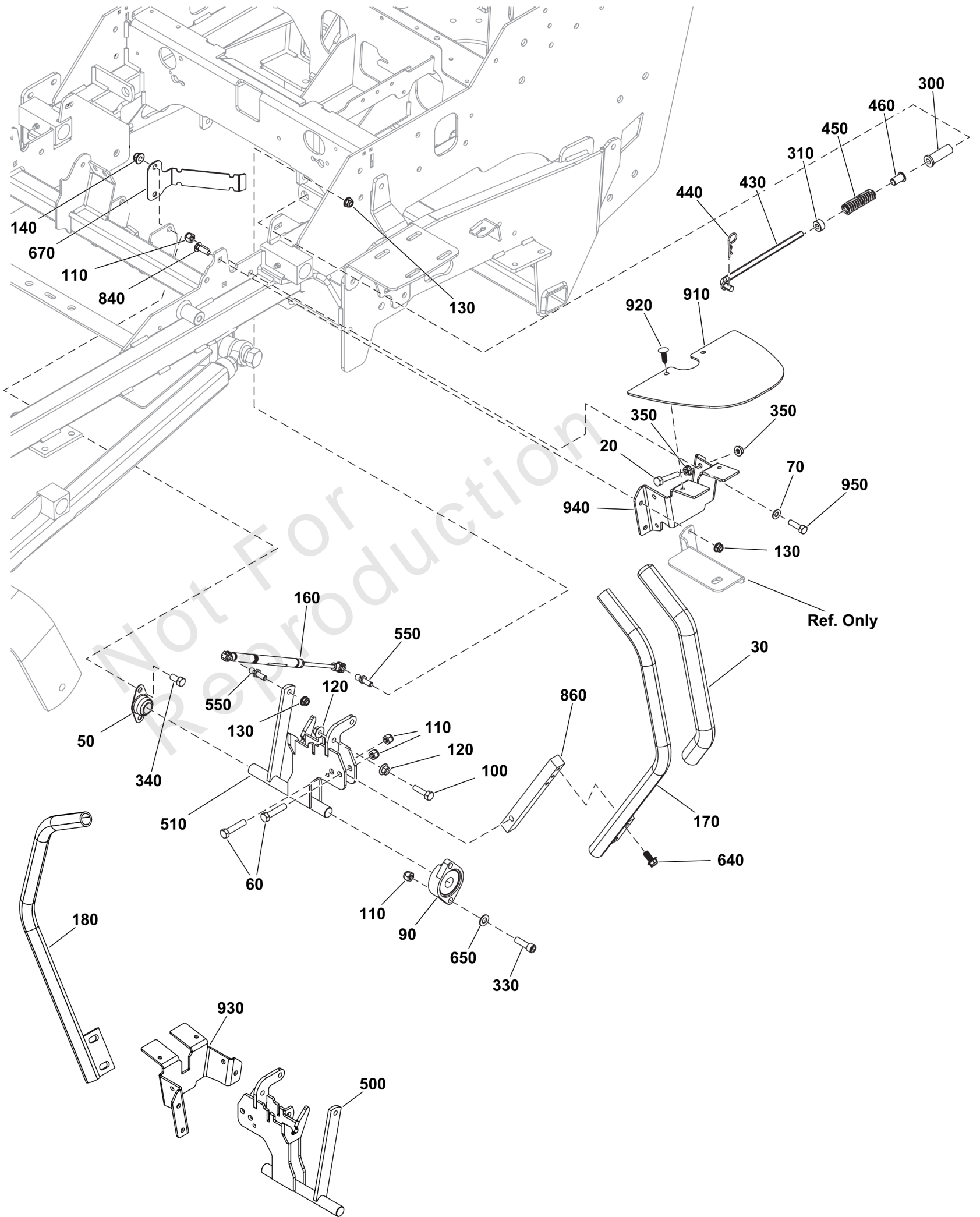
## Motion Control Group - Control System

REF NO	PART NO	QTY	DESCRIPTION
10	5025033FS	10	NUT
40	5023212SM	2	NUT, 5/16-24 HEX, LH
70	703350	4	WASHER
80	5104578YP	6	JOINT-BALL
100	5025055X10YP	10	BOLT, 5/16-18 X 1-1/4
130	5025392FS	18	NUT
140	5025394SM	10	NUT, 3/8-16 HEX NYLOCK
200	5103718YP	2	PIVOT, CONTROL SYSTEM
210	84008022	2	PLATE, CONTROL SYSTEM ARM - HT
220	5410271AYP	2	PLATE, CTRL SYSTEM LK
230	5103704YP	2	PAD, .77 X 3.50 X .25
240	5103672YP	4	PAD, CONTROL SYSTEM
250	5103705YP	2	SPACER, .39X.75X.69
260	5102003YP	4	BEARING, .375ID
270	5103676YP	2	SPACER, .39X.55X.38
280	5025356SM	4	BOLT, 3/8-16 X 3/8",
290	84008023	2	LINK, CONTROL SYSTEM, 800/P1 - BLK
320	5025146X12YP	2	BOLT, 3/8-16 X 1-1/2
340	5025013X6SM	6	BOLT, 3/8-16 X 3/4" G
360	5025292SM	2	WASHER, 5/16" GD.9 FL
370	703589	2	CAPSCREW, 3/8-16X2
380	5025165SM	2	WASHER, 3/8" FENDER
390	5025293SM	2	WASHER, 3/8"
400	5025440SM	4	WASHER, 1/2" YELLOW
410	5025100SM	4	NUT, 3/8-16 HEX SIDE
420	84008020	2	SPACER
480	84008024	2	ROD, LOWER CONTROL, 800/P1 CONSOL
490	5105030YP	2	ARM-CONTROL
520	5103784YP	4	WAVE WASHER
590	5104495YP	2	JOINT-BALL
600	5025011X24SM	2	BOLT, 5/16-18
620	5025045SM	2	NUT, 5/16-24 HEX NYLO
680	84008025	2	ROD, 5/16-24 RH & LH, BZ

# Motion Control Group - Handles and Dampeners

Note: Unless noted otherwise, use the standard torque specifications

Mfg. No: 5902074



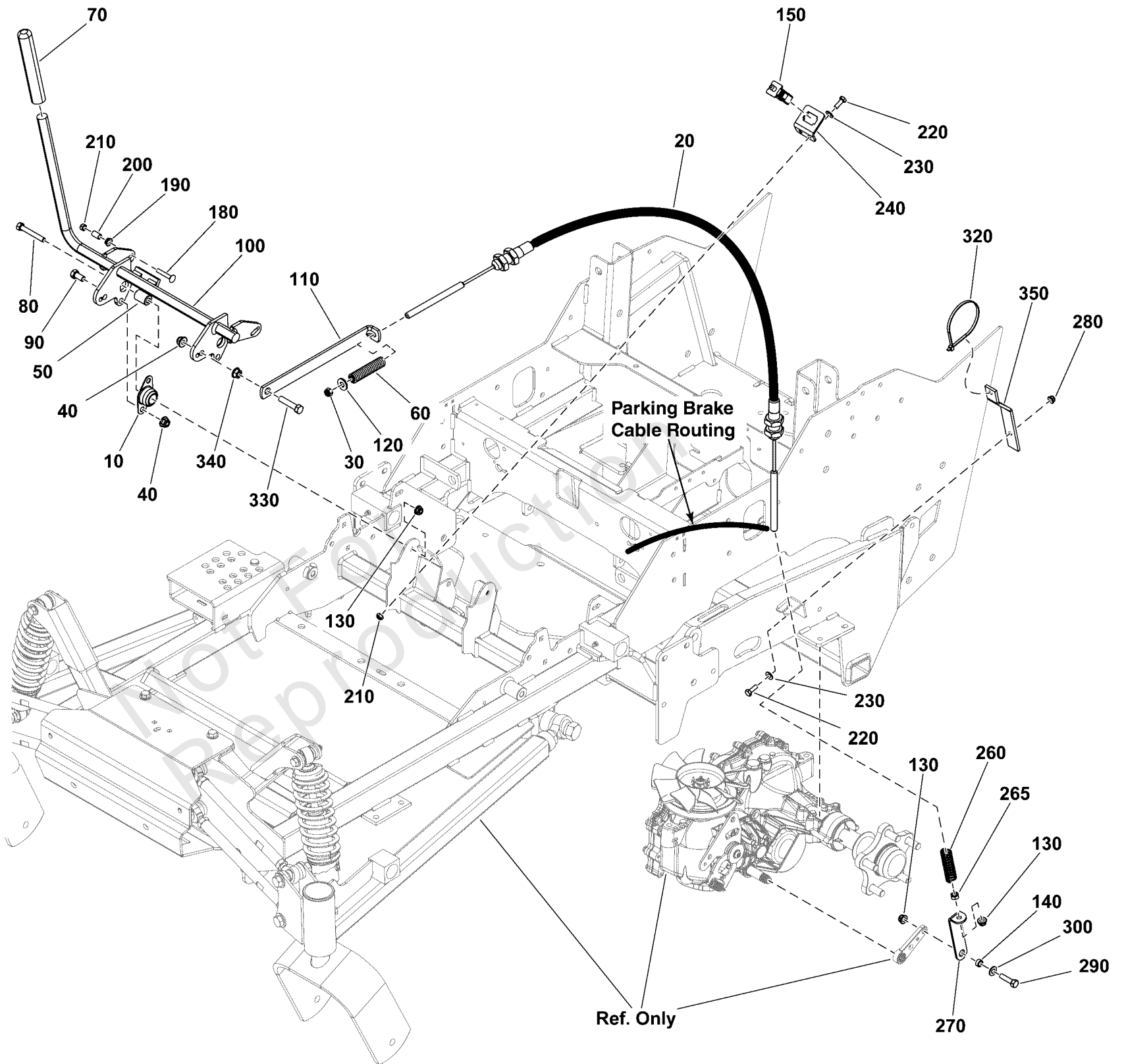
## Motion Control Group - Handles and Dampeners

REF NO	PART NO	QTY	DESCRIPTION
20	5025055X14SM	2	BOLT, 5/16-18 X 1-3/4
30	5104722FS	2	GRIP
50	5021098SM	2	BEARING, BRONZE FLANG
60	5025013X14SM	4	BOLT, 3/8-16 X 1-3/4"
70	703350	4	WASHER
90	5021499SM	2	BEARING, FLANGE
100	5025055X10YP	10	BOLT, 5/16-18 X 1-1/4
110	5025096SM	8	NUT, 3/8-16 HEX NYLON
120	5025139SM	4	NUT, 5/16-18 HEX SERR
130	5025392FS	18	NUT
140	5025394SM	10	NUT, 3/8-16 HEX NYLOCK
160	5100940SM	2	DAMPNER, CONTROL
170	84004629	1	CONTROL, HANDLE
180	84004630	1	CONTROL, HANDLE
300	5104375YP	2	BUSHING, FLANGED, 3/8
310	5010546SM	2	COLLAR, 3/8" SET
330	5025327SM	4	BOLT, 3/8-16 X 1-1/4
340	5025013X6SM	6	BOLT, 3/8-16 X 3/4" G
350	5025127SM	8	NUT, 5/16-18 HEX SERR
430	5100947SM	2	ROD, NEUTRAL
440	5025210YP	2	PIN, HAIR, .0915 X 1-7/8
450	5022645SM	2	SPRING, REVERSE RETUR
460	5023260SM	2	BUSHING, NYLON
500	5416664AYP	1	SHAFT-CONTROL
510	5416663AYP	1	SHAFT-CONTROL
550	5101307SM	4	10MM BALL STUD, 5/16-
640	703354	4	SCREW, 5/16-18
650	5025156FS	4	WASHER
670	5413137AYP	1	BRACKET, HARNESS MOUNT, 2100 - BLK
840	5025145X8SM	4	BOLT, 5/16-18 X 1", C
860	5103106AYP	2	MOUNT, CONTROL ARM -
910	84008218	2	GUARD, RUBBER MOTION CONTROL
920	5025431SM	4	PUSH RIVET (TREE TYPE
930	5416170AYP	1	PLATE
940	5416171AYP	1	PLATE
950	5025011X6SM	2	BOLT, 5/16-18 X 3/4"

# Parking Brake Group

Note: Unless noted otherwise, use the standard torque specifications

Mfg. No: 5902074





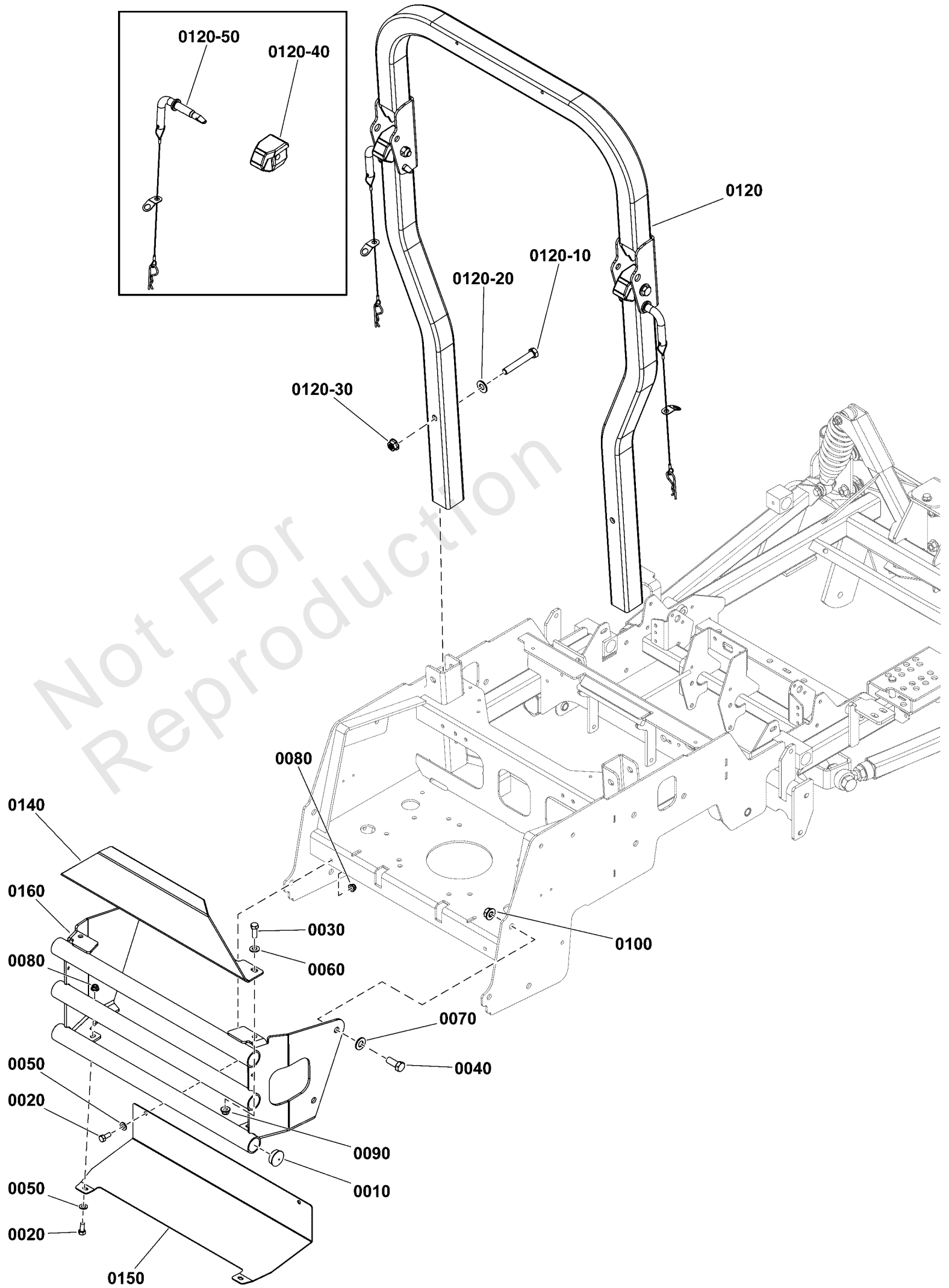
## Parking Brake Group

REF NO	PART NO	QTY	DESCRIPTION
10	5021098SM	2	BEARING, BRONZE FLANG
20	5104276YP	2	CABLE,PARKING BRAKE
30	5025045SM	2	NUT, 5/16-24 HEX NYLO
40	5025394SM	6	NUT, 3/8-16 HEX NYLOCK
50	5042134SM	2	SPACER, .32 X .75 X 1
60	5023242SM	2	SPRING, CONTROL ROD
70	5101038SM	1	GRIP, FOAM
80	5025011X14SM	2	BOLT, 5/16-18 X 1-3/4
90	5025013X6SM	4	BOLT, 3/8-16 X 3/4" G
100	84008232	1	LINK, Lockout
110	84008138	2	LATCH, Parking Brake
120	5025337FS	2	WASHER
130	5025392FS	6	NUT
140	5102463YP	2	SPACER, .33 X .50X.25
150	7022886YP	1	SWITCH, DP NO/NC SNAP
180	704214	2	BOLT, 1/4-20 X 1.5
190	5025126FS	2	NUT
200	5041483YP	2	SPACER
210	5025095SM	4	NUT, 1/4-20 HEX NYLON
220	5025010X6SM	4	BOLT, 1/4-20 X 3/4" G
230	84007033	4	WASHER
240	5415932AYP	1	TAB
260	5021494SM	2	SPRING, COMPRESSION,
265	5025032SM	2	NUT, 5/16-18 HEX
270	5410294AYP	2	LINK, LOWER BRAKE
280	5025391FS	2	NUT
290	5025011X8FS	2	BOLT
300	703350	2	WASHER
320	5021029SM	2	TIE WRAP, 11" LONG
330	5025013X14SM	2	BOLT, 3/8-16 X 1-3/4"
340	5025128SM	2	NUT, 3/8-16 HEX SERRA
350	84008120	2	BRACKET

# Rear Bumper and ROPS Group

Note: Unless noted otherwise, use the standard torque specifications

Mfg. No: 5902074



## Rear Bumper and ROPS Group

REF NO	PART NO	QTY	DESCRIPTION
0010	5023484	6	PLUG, PANEL, 1.25 - BLACK
0020	5025011X6	4	BOLT, 5/16-18 X 3/4 GD5
0030	5025013X8	2	BOLT, 3/8-16 X 1" GD5 CZ
0040	5025017X10	4	BOLT, 1/2-13 X 1-1/4 GD5 CZ
0050	5025155	4	WASHER, 5/16" SAE
0060	5025156	2	WASHER, 3/8 SAE
0070	5025158	4	WASHER, 1/2 SAE
0080	5025392	4	NUT, 5/16-18 HEX NYLOCK FLANGE NUT
0090	5025394	2	NUT, 3/8 - 16 HEX NYLOCK FLANGE
0100	5025396	4	NUT, Hex Flange, Nylock, 1/2-13
0120	-----	1	ROPS, ISX2200 , RED -(Refer to Note: *)
0120-10	5025017X24	2	BOLT, 1/2-13 X 3" GD5 CZ
0120-20	5025158	2	WASHER, 1/2 SAE
0120-30	5025332	2	NUT, 1/2-13 Hex Side Lock
0120-40	5108027	2	BLOCK, ROPS
0120-50	5108350	2	HINGE PIN ASSEMBLY
0140	5410486B	1	PLATE, CARB PROTECTOR - RED
0150	5410485AA	1	PLATE, HEAT SHIELD, IS700 - BLK
0160	5410483B	1	WELD, BUMPER - IS700 - RED

---

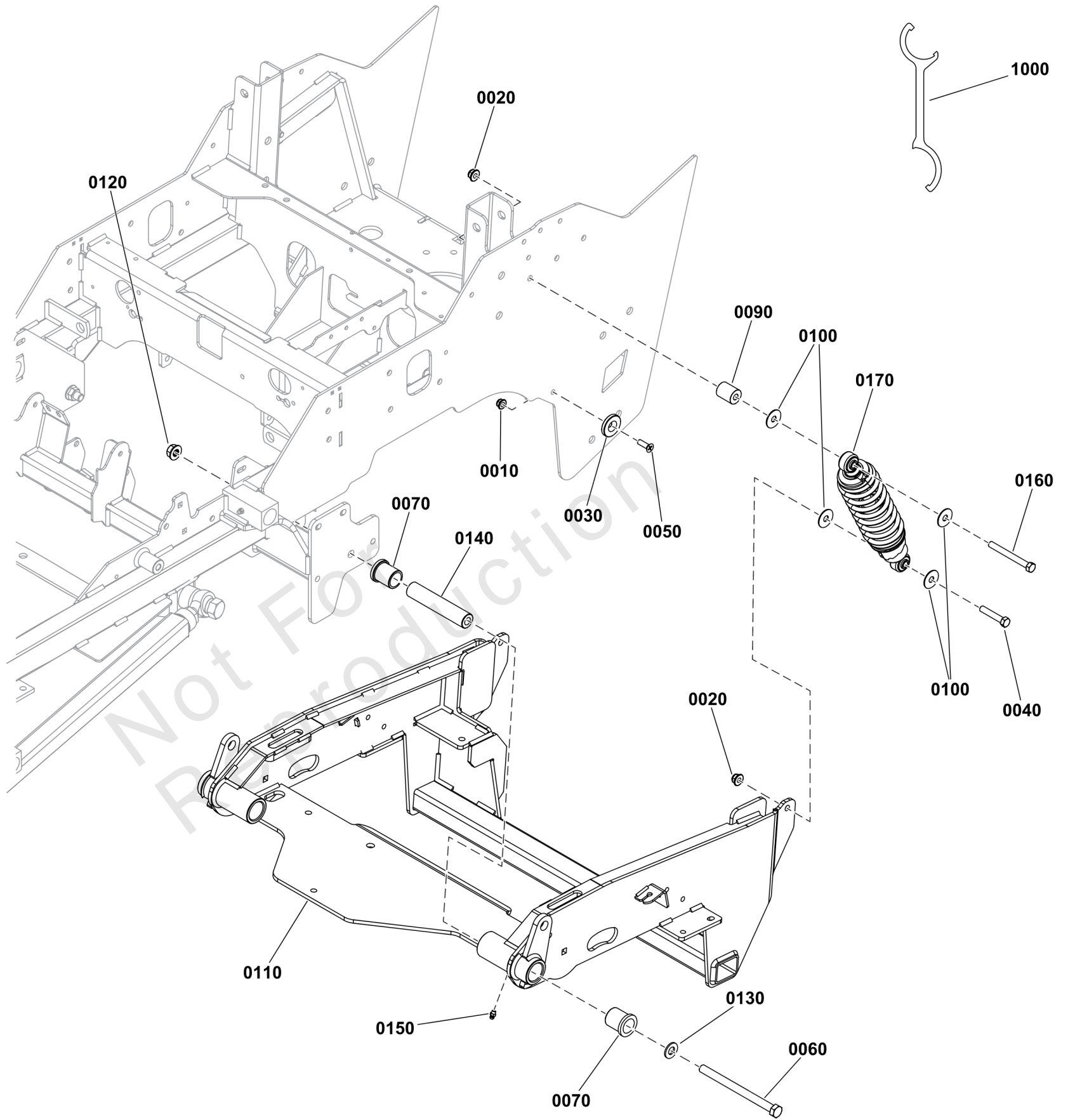
### Footnotes:

Note: \*Contact the Service Department at 1-800-933-6175 for roll bar replacement parts. You must provide the serial number of the roll bar system.

# Rear Suspension Group

Note: Unless noted otherwise, use the standard torque specifications

Mfg. No: 5902074



## Rear Suspension Group

REF NO	PART NO	QTY	DESCRIPTION
0010	5025392FS	2	NUT
0020	5025394SM	4	NUT, 3/8-16 HEX NYLOCK
0030	5102701YP	2	SPACER
0040	703589	2	CAPSCREW, 3/8-16X2
0050	5025594YP	2	SCREW, 5/16-18 X 1
0060	5025488X52YP	2	BOLT
0070	5021541SM	4	BUSHING, FLANGE
0090	5103427YP	2	SPACER
0100	5025165SM	8	WASHER, 3/8" FENDER
0110	84008283	1	CRADLE, Suspension
0120	770225	2	NUT
0130	5025158SM	2	WASHER, 1/2" SAE
0140	5100194SM	2	SPACER, .52 X 1.00 X
0150	5020095SM	2	GREASE FITTING, 1/4-2
0160	5025013X28SM	2	BOLT, 3/8-16 X 3-1/2"
0170	84001902	2	ABSORBER, SHOCK
1000	84001903	1	WRENCH

Not For Reproduction

# Seat Mount and Floor Group

Note: Unless noted otherwise, use the standard torque specifications

Mfg. No: 5902074

## Seat Service Parts:

0070-10 - Back Cover, Seat

0070-15 - Cushion Cover, Seat

0070-20 - Set of Non-Adjust Arms

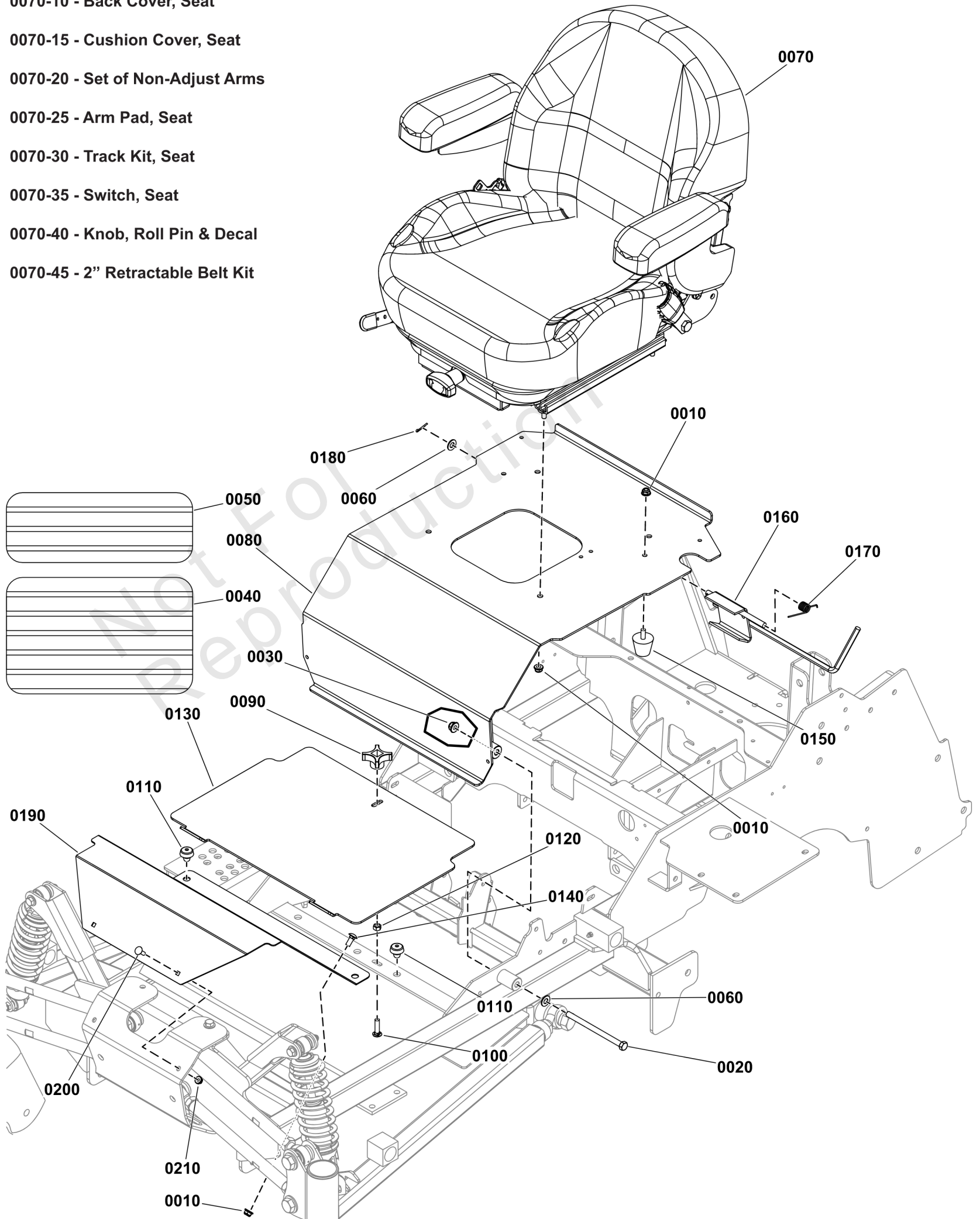
0070-25 - Arm Pad, Seat

0070-30 - Track Kit, Seat

0070-35 - Switch, Seat

0070-40 - Knob, Roll Pin & Decal

0070-45 - 2" Retractable Belt Kit



## Seat Mount and Floor Group

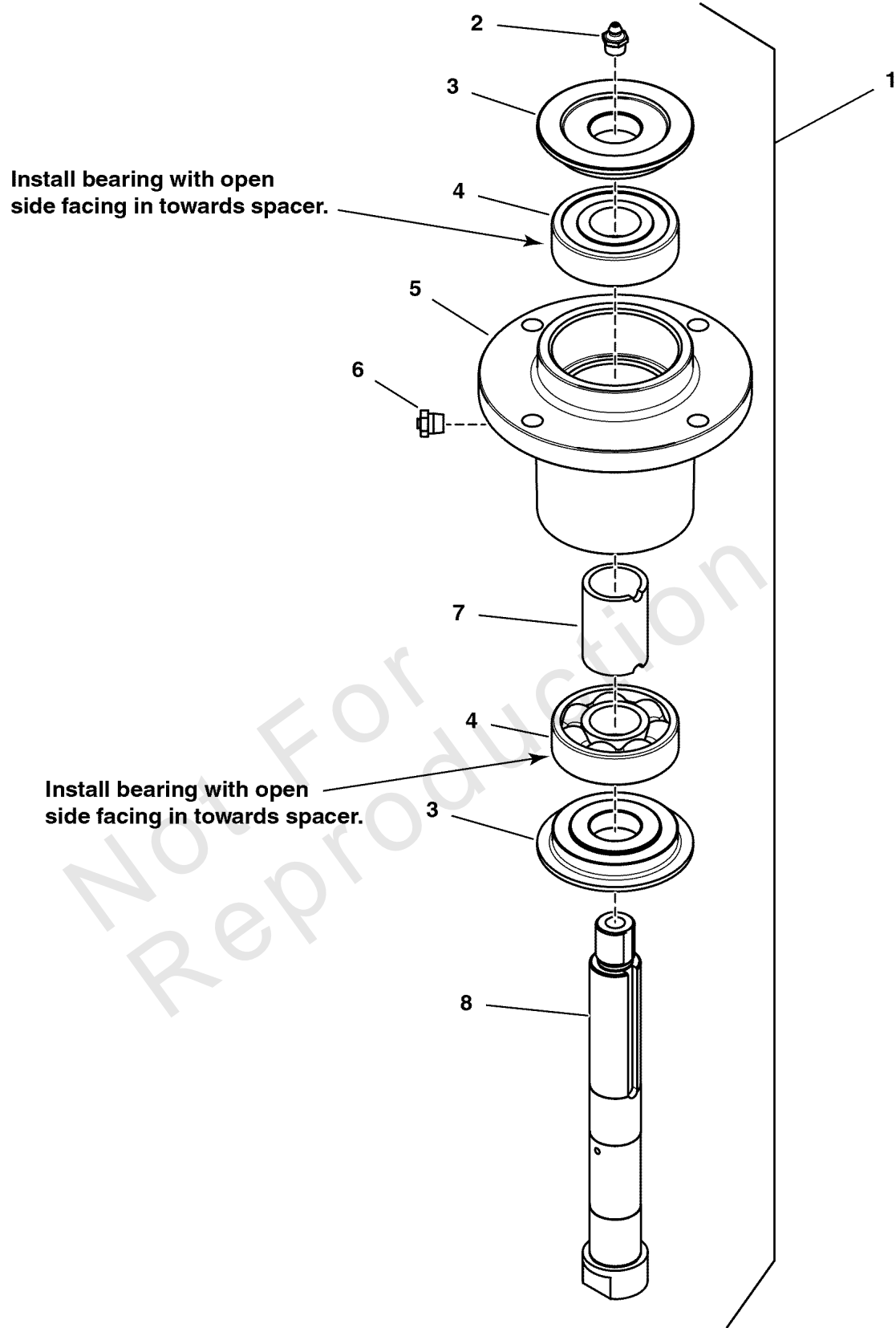
REF NO	PART NO	QTY	DESCRIPTION
0010	5025392FS	8	NUT
0020	5025013X44SM	2	BOLT, 3/8-16 X 5-1/2"
0030	5025394SM	2	NUT, 3/8-16 HEX NYLOCK
0040	5101333YP	1	SAFETY WALK, FLOOR PL
0050	5101374YP	1	SAFETY WALK, FLOOR RE
0060	5025156FS	3	WASHER
0070	84006403	1	SEAT
0070-10	5108520X2	1	BACK COVER, SEAT -(SV)
0070-15	5108520X3	1	CUSHION COVER, SEAT -(SV)
0070-20	5108520X5	1	SET OF NON-ADJUST ARMS -(SV)
0070-25	5106325X3	1	SET OF ARM PADS -(SV)
0070-30	5108520X1	1	TRACK KIT, SEAT -(SV)
0070-35	7023354YP	1	SWITCH, SEAT -(SV)
0070-40	5108520X4	1	KNOB, ROLL PIN AND DECAL -(SV)
0070-45	5106325X5	1	2" RETRACTABLE BELT KIT -(SV)
0080	5601210	1	SEAT PLATE W/ DECALS, IS2100Z, ST LTCH -(USA Models)
0080	5601212	1	SEAT PLATE W/ DECALS, 2100, ST LTCH, CE -(Export Models)
0090	1670578SM	1	KNOB-INT THR .312-18
0100	5025145X10YP	1	BOLT, 5/16-18 X 1-1/4
0110	197546GS	6	MOUNT-VIBRATION
0120	703164	1	NUT
0130	5410296BFS	1	PLATE, FLOOR
0140	5025145X6SM	2	BOLT, 5/16-18 X 3/4",
0150	84003201	2	SUPPORT, RUBBER
0160	84002142	1	WELD, SEAT LATCH HOOK - BLK
0170	84003202	1	SPRING, TORSION
0180	703312	1	PIN, COTTER, 3/32X.75
0190	5419452BFS	1	PLATE, FLOOR
0200	1960252SM	2	BOLT-RD HD SH SQ NK 1
0210	5025391FS	2	NUT

# Spindle Service Parts - 5061096

Note: Unless noted otherwise, use the standard torque specifications

Mfg. No: 5902074

5061096





## Spindle Service Parts - 5061096

REF NO	PART NO	QTY	DESCRIPTION
1	5061096	1	SPINDLE ASSM, ALUMINUM, LONG SHAFT -(*See Footnote)
2	5023329	1	FITTING, 1/8 NPT STR, SHORT -(SV)
3	5049793	2	TRASH SHIELD -(SV)
4	5023330	2	BEARING, .98 X 2.44 X .67 -(SV)
5	5061097	1	HOUSING, SPINDLE -(SV)
6	5023296	1	FITTING, RELIEF, 1-5 PSI -(SV)
7	5061099	1	SPACER, 1.00 X 1.25 X 1.75 -(SV)
8	5061100	1	SHAFT, SPINDLE -(SV)

Not For  
Reproduction

---

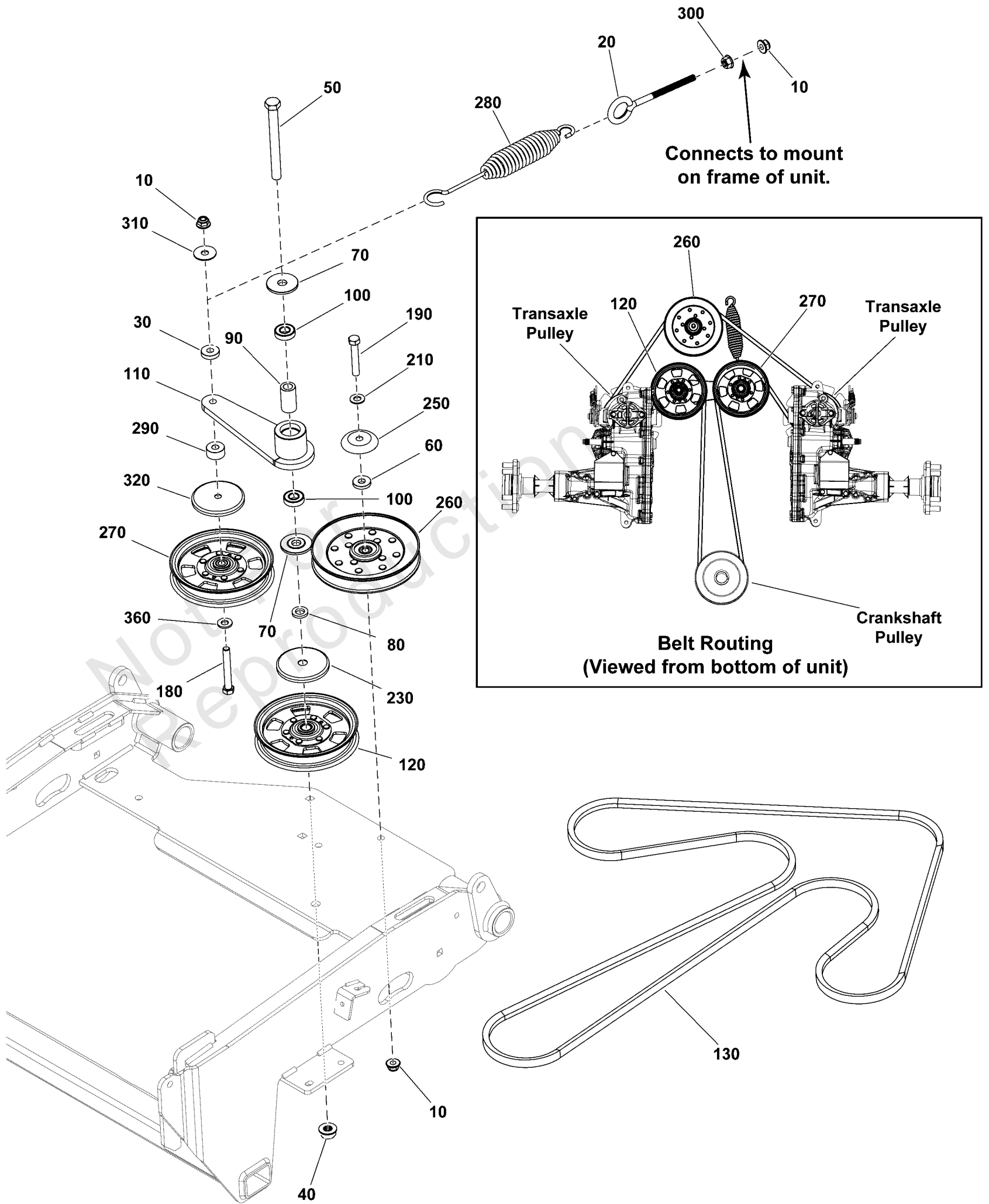
**Footnotes:**

(\* Includes Items # 2 - 8)

# Transaxle Drive Group

Note: Unless noted otherwise, use the standard torque specifications

Mfg. No: 5902074



## Transaxle Drive Group

REF NO	PART NO	QTY	DESCRIPTION
10	5025394SM	3	NUT, 3/8-16 HEX NYLOCK
20	5021812SM	1	EYE BOLT, 3/8-16 X 4-
30	5044960SM	1	SPACER, .39 X 1.00 X
40	770225	1	NUT
50	5025017X40SM	1	BOLT, 1/2-13 X 5" GD5
60	5101965YP	1	SPACER
70	5103262YP	2	SPACER, IDLER ARM
80	5104239YP	1	SPACER
90	5103812YP	1	SPACER, .52 X .84 X 1
100	7078243YP	2	BEARING, BALL, AXLE
110	5412787AYP	1	ARM, PUMP DRIVE IDLER
120	5105101YP	1	PULLEY, IDLER
130	5103885YP	1	BELT, A-SEC, 117.24"
180	5025013X22SM	1	BOLT, 3/8-16 X 2-3/4"
190	5025013X18SM	1	BOLT, 3/8-16 X 2-1/4"
210	5025156FS	1	WASHER
230	5105145YP	1	SHIELD
250	5103787YP	1	SHIELD, BRNG PULLEY
260	5103792YP	1	PULLEY, IDLER-V
270	5105098YP	1	PULLEY, IDLER
280	5100632YP	1	SPRING, EXTENSION
290	5046860SM	1	SPACER
300	5025128SM	1	NUT, 3/8-16 HEX SERRA
310	5025165SM	1	WASHER, 3/8" FENDER
320	5105146YP	1	SHIELD
360	5025293SM	1	WASHER, 3/8"

# Transaxle SERVICE Parts - Hydro-Gear ZT3400 (5106647\_5106646)

Note: Unless noted otherwise, use the standard torque specifications

Mfg. No: 5902074

## Service Parts Schematic for Hydro-Gear® Transaxles: ZS-GKEF-8T7B-11RX (5106647) ZS-KKEF-8T7C-11RX (5106646)

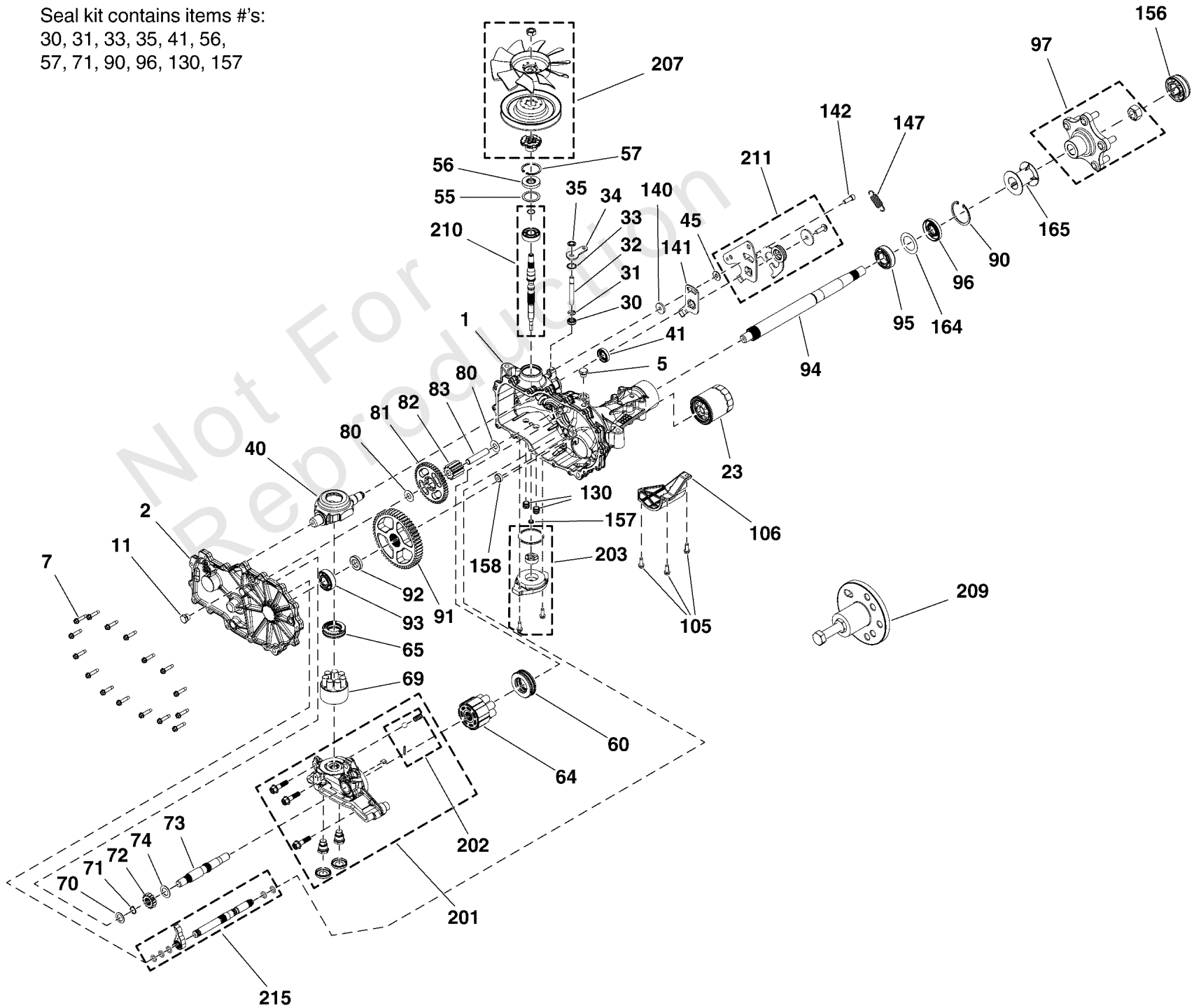
For components not listed see your authorized Hydro-Gear® service provider.

### Items Not Shown

- 13 - Sealant
- 14 - Oil, 20W50, 70.3 OZ
- 200 - Seal Kit

Seal kit contains items #'s:

- 30, 31, 33, 35, 41, 56,
- 57, 71, 90, 96, 130, 157



**Transaxle SERVICE Parts - Hydro-Gear ZT3400 (5106647\_5106646)**

REF NO	PART NO	QTY	DESCRIPTION
1	----	1	KIT, MAIN HOUSING, RH, CHARGE, CONTROL
2	----	1	KIT, SIDE COVER RH
5	----	1	PLUG EXTERNAL HEX VENT 9/16-18
7	----	16	SCREW, HEX WASHER
11	----	1	PLUG EXTERNAL HEX VENT 9/16-18
23	5101026X1	1	FILTER, OIL, ZT2800
30	5104471X1	1	SEAL, .375 X .750 X .25 LIP, H/G 51626
31	----	1	BYPASS RETAINING RING 1
32	----	1	ROD, BYPASS .375 X 2.88
33	----	1	BYPASS RETAINING RING 2
34	----	1	ARM, BYPASS
35	----	1	RING, RETAINING .375 EXTERNAL
40	----	1	SWASHPLATE, TRUNNION
41	5101026X2	1	SEAL, CONTROL ARM, 18X32X7, #51140
45	----	1	WASHER, .34X.88X.06
55	1730272	1	SPACER (50951)
56	5022905X16	1	SEAL, Lip, .67 x 1.58 x .276
57	5101026X4	1	RING, RET 2.06 INT,
60	----	1	BEARING, THRUST 35 x 62 x 18
64	----	1	KIT, 16cc CYLINDER BLOCK ASSEMBLY STEAM TREAT
65	----	1	BEARING, THRUST PLASTIC CAGE
69	----	1	KIT, CYLINDER BLOCK (12cc)
70	----	1	WASHER, .63 X 1.00 X .05 FLAT
71	1706130	1	RING-SNAP (44145)
72	----	1	GEAR, 14T (STEEL)
73	----	1	SHAFT, MOTOR
74	----	1	WASHER, .71 X 1.16 X .04 FLAT
80	----	2	WASHER, .51 X 1.00 X .03 FLAT
81	----	1	GEAR, 45T
82	----	1	GEAR, 11T (STEEL)
83	----	1	PIN, JACKSHAFT
90	5101026X17	1	RING, RETAINING 2.25 INTERNAL (50859)
91	----	1	GEAR, 54T
92	----	1	SPACER, .750 X 1.320 X .257
93	5101026X18	1	KIT, BEARING (72749)
94	----	1	SHAFT, AXLE
95	5101026X5	1	BEARING BALL, 1.0 X 52 X 15 OPEN 6205M
96	5103589X1	1	KIT, SEAL, AXLE - HG# 53699
97	5104580X6	1	HUB, ZT3400, 71691
105	----	3	SCREW, HEX WASHER 1/4-20 X .75
106	----	1	GUARD, FILTER, RH
130	----	2	TUBE, CHARGE TRIPLE O-RING
140	----	1	SPACER, .320X1.005X.179
141	----	1	ARM, NEUTRAL RIGHT
142	----	1	SHCS, 5/16-24 X .875 (PATCH)
147	1735483	1	SPRING, Extension (Used on Hydro-Gear P/N ZC-AHBB-2A7B-1DPX and ZC-AHBB-2A7B-1DPX)
156	5103589X7	1	AXLE CAP,
157	----	1	KIT, GEROTOR SEAL
158	----	1	MAGNET
164	----	1	WASHER, 1.355 x 2.035 x .021 FLAT

# Transaxle SERVICE Parts - Hydro-Gear ZT3400 (5106647\_5106646)

Note: Unless noted otherwise, use the standard torque specifications

Mfg. No: 5902074

## Service Parts Schematic for Hydro-Gear® Transaxles: ZS-GKEF-8T7B-11RX (5106647) ZS-KKEF-8T7C-11RX (5106646)

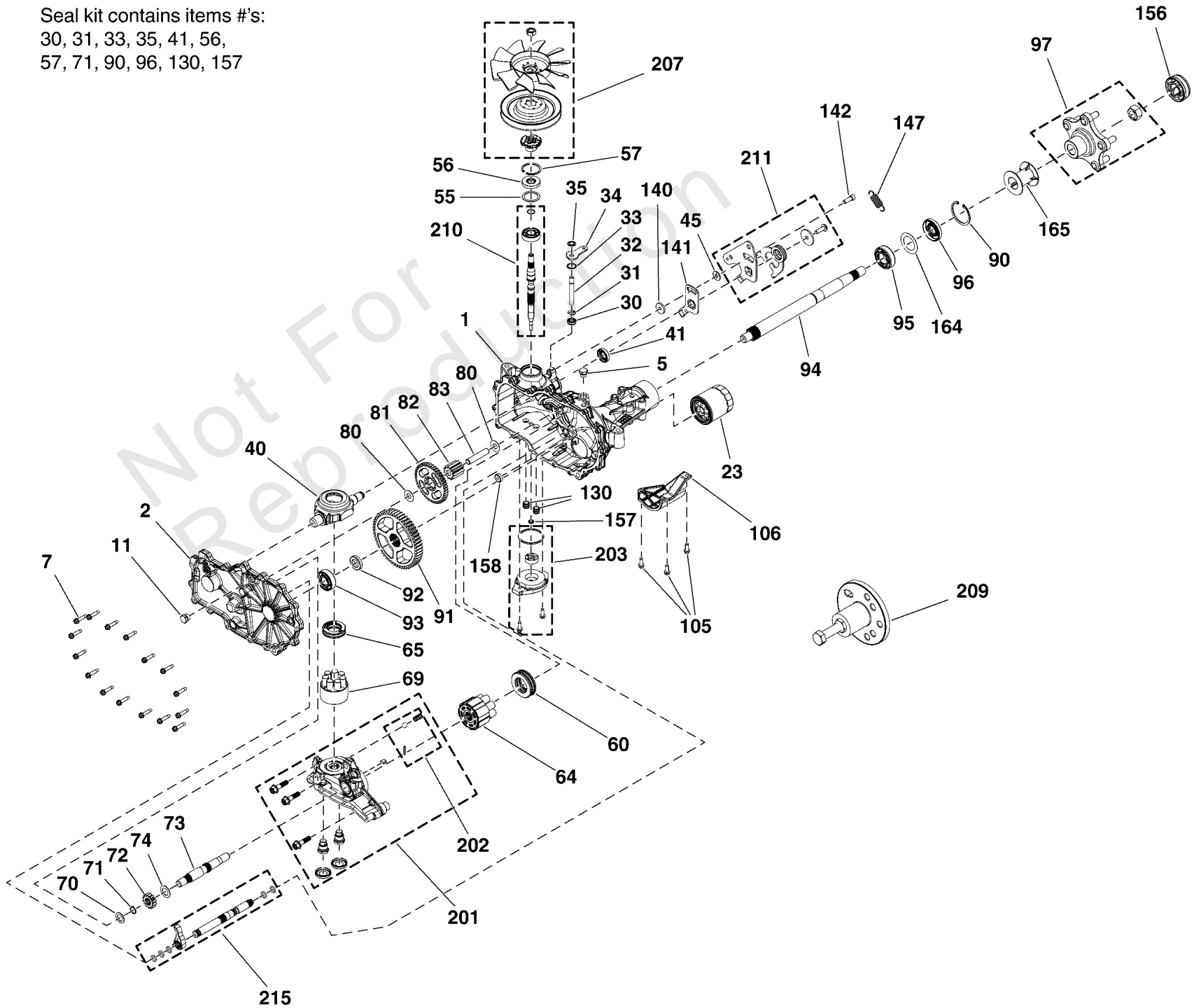
For components not listed see your authorized Hydro-Gear® service provider.

### Items Not Shown

- 13 - Sealant
- 14 - Oil, 20W50, 70.3 OZ
- 200 - Seal Kit

Seal kit contains items #'s:

- 30, 31, 33, 35, 41, 56,
- 57, 71, 90, 96, 130, 157



## Transaxle SERVICE Parts - Hydro-Gear ZT3400 (5106647\_5106646)

REF NO	PART NO	QTY	DESCRIPTION
165	5103589X9	1	DEBRIS GUARD HG #53496
200	5103589X2	1	KIT, SEAL - HG# 73239
201	-----	1	KIT, CENTER SECTION, RH CHARGE
202	-----	1	KIT, CHARGE RELIEF
203	5101026X12	1	KIT, CHARGE PUMP, ZT2800, ZT3100
207	5103589X3	1	KIT, FAN & PULLEY -
209	-----	1	KIT, HUB PULLER
210	5103589X4	1	KIT, INPUT SHAFT (BEARING AND SHAFT ONLY)
211	-----	1	KIT, RTN BIDIRECTIONAL
215	5104580X2	1	SEAL KIT BRAKE SHAFT ZT3400 LH 72753 NET

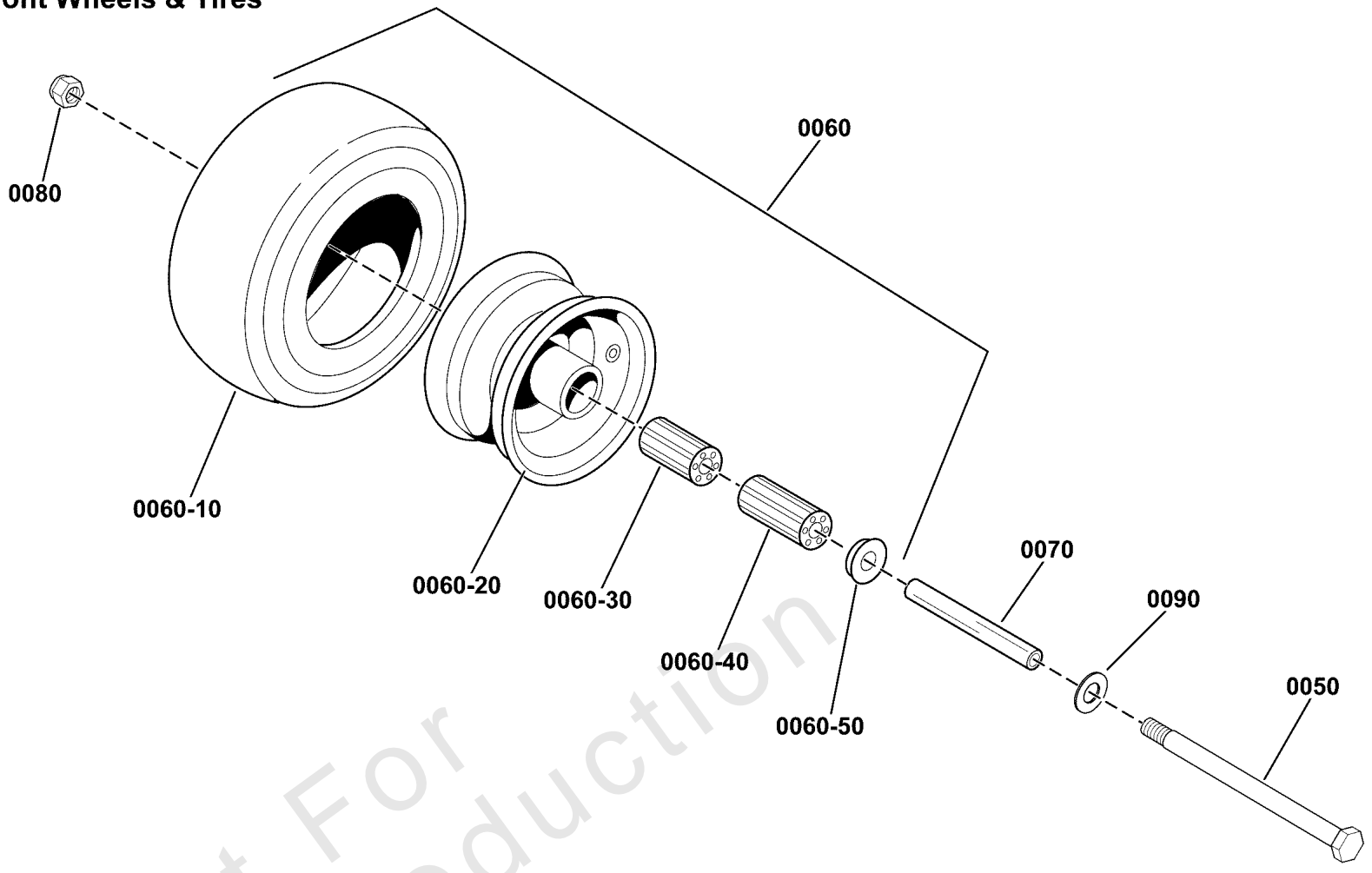
Not For Reproduction

# Wheel and Tire Group

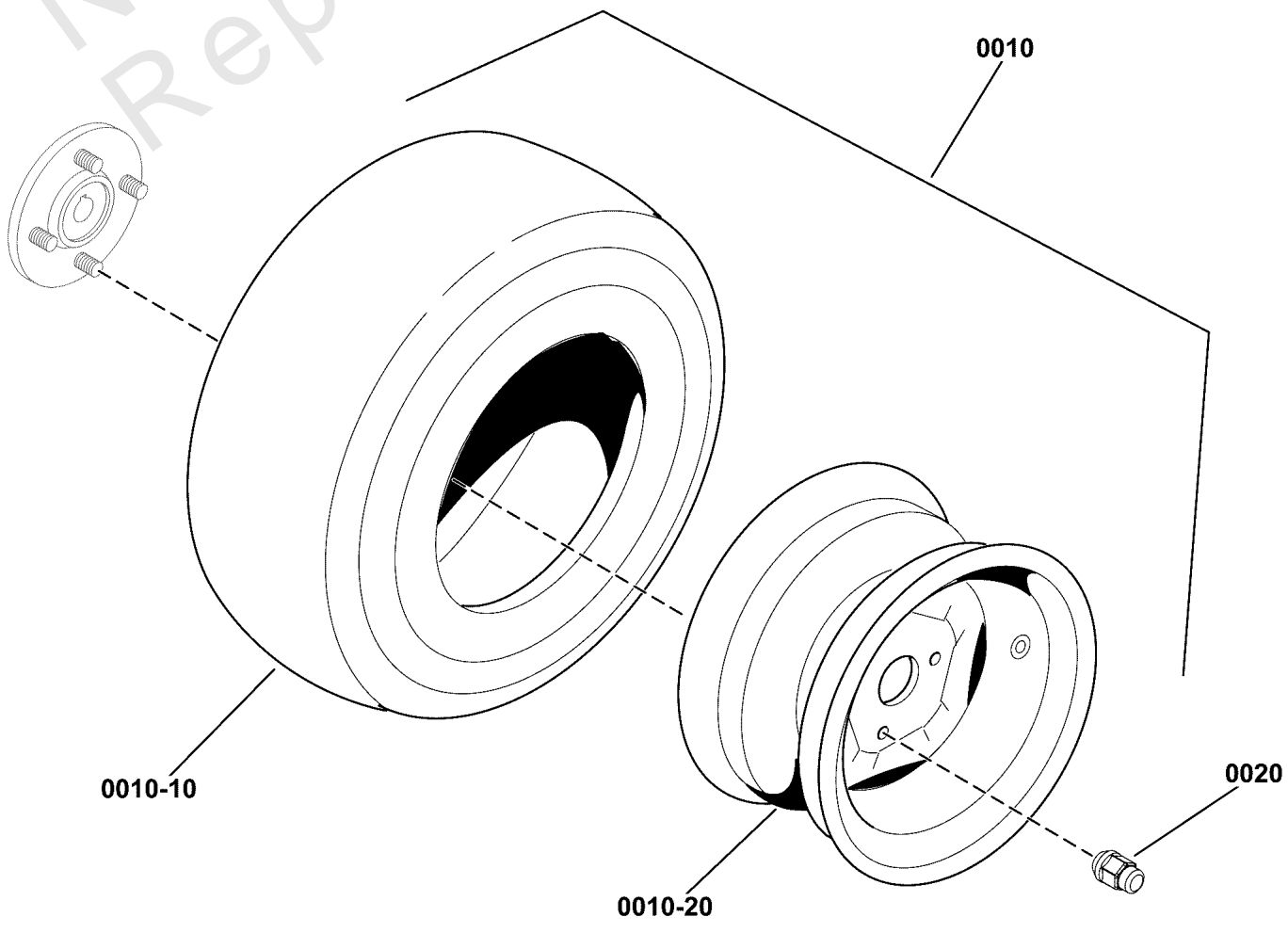
Note: Unless noted otherwise, use the standard torque specifications

Mfg. No: 5902074

## Front Wheels & Tires



## Rear Wheels & Tires





## Wheel and Tire Group

REF NO	PART NO	QTY	DESCRIPTION
0010	5109038	2	TIRE ASM, 23X10.5-12, TURF MASTER, BLK
0010-10	5108090X2	2	TIRE, 23X10.50-12, TURF MASTER -(One per tire)
0010-20	-----	2	WHEEL RIM -(One per tire)
0020	5108802	10	LUG NUT, ACORN, BLACK
0050	5025017X72	2	BOLT, 1/2-13 X 9" GD5 YZ
0060	5109055	2	TIRE ASM, 13 X 6.5-6, RB, BLK, KENDA
0060-10	5022577	2	TIRE, RUBBER ONLY -(One per tire)
0060-20	-----	2	WHEEL RIM
0060-30	84008029	2	BEARING -(One per tire)
0060-40	5021182	2	BEARING, ROLLER 3/4" ID X 3.25" (ONE PER TIRE)(SV) -(One per tire)
0060-50	5021043	4	RETAINER, BEARING (TWO PER TIRE)(SV)
0070	5106587	2	CASTER AXLE SHAFT, .51"ID X .75"OD X7.16
0080	5025396	2	NUT, Hex Flange, Nylock, 1/2-13
0090	5025158	2	WASHER, 1/2 SAE

Not For Reproduction

# Hardware Identification & Torque Specifications

Torque Specification Chart								
FOR STANDARD METRIC MACHINE HARDWARE (Tolerance ± 20%)								
Property Class	5.6		8.8		10.9		12.9	
	Class 5.6		Class 8.8		Class 10.9		Class 12.9	
Size Of Hardware	in/lbs	Nm.	in/lbs	Nm.	in/lbs	Nm.	in/lbs	Nm.
	ft/lbs		ft/lbs		ft/lbs		ft/lbs	
M3	5.88	.56	13.44	1.28	19.2	1.80	22.92	2.15
M4	13.44	1.28	30.72	2.90	43.44	4.10	52.56	4.95
M5	26.4	2.50	60.96	5.75	5.97	8.10	7.15	9.7
M6	44.64	4.3	7.3	9.9	10.3	14	12.1	16.5
M7	5.2	7.1	12.1	16.5	16.9	23	19.9	27
M8	7.7	10.5	17.7	24	25	34	29	40
M10	15	21	35	48	50	67	59	81
M12	26	36	61	83	86.2	117	103	140
M14	42	58	101	132	136	185	162	220
M16	64	88	147	200	210	285	250	340
M18	89	121	202	275	287	390	346	470
M20	126	171	290	390	405	550	486	660
M22	169	230	390	530	559	745	656	890
M24	217	295	497	375	708	960	840	1140
M27	320	435	733	995	1032	1400	1239	1680
M30	435	590	995	1350	1401	1900	1681	2280
M33	590	800	1349	1830	1902	2580	2278	3090
M36	759	1030	1740	2360	2441	3310	2935	3980
M39	988	1340	2249	3050	3163	4290	3798	5150

Torque Specification Chart						
FOR STANDARD MACHINE HARDWARE (Tolerance ± 20%)						
Hardware Grade	No Marks		SAE Grade 5		SAE Grade 8	
	SAE Grade 2		SAE Grade 5		SAE Grade 8	
Size Of Hardware	in/lbs	Nm.	in/lbs	Nm.	in/lbs	Nm.
	ft/lbs		ft/lbs		ft/lbs	
8-32	19	2.1	30	3.4	41	4.6
8-36	20	2.3	31	3.5	43	4.9
10-24	27	3.1	43	4.9	60	6.8
10-32	31	3.5	49	5.5	68	7.7
1/4-20	66	7.6	8	10.9	12	16.3
1/4-28	76	8.6	10	13.6	14	19.0
5/16-18	11	15.0	17	23.1	25	34.0
5/16-24	12	16.3	19	25.8	29	34.0
3/8-16	20	27.2	30	40.8	45	61.2
3/8-24	23	31.3	35	47.6	50	68.0
7/16-14	30	40.8	50	68.0	70	95.2
7/16-20	35	47.6	55	74.8	80	108.8
1/2-13	50	68.0	75	102.0	110	149.6
1/2-20	55	74.8	90	122.4	120	163.2
9/16-12	65	88.4	110	149.6	150	204.0
9/16-18	75	102.0	120	163.2	170	231.2
5/8-11	90	122.4	150	204.0	220	299.2
5/8-18	100	136	180	244.8	240	326.4
3/4-10	160	217.6	260	353.6	386	525.0
3/4-16	180	244.8	300	408.0	420	571.2
7/8-9	140	190.4	400	544.0	600	816.0
7/8-14	155	210.8	440	598.4	660	897.6
1-8	220	299.2	580	788.8	900	1,244.0
1-12	240	326.4	640	870.4	1,000	1,360.0

The guides and ruler furnished below are designed to help you select the appropriate hardware.

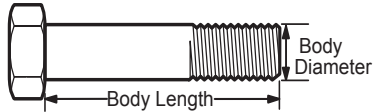


Nut, M8

Thread Diameter (mm)

Inside Diameter (in)      Threads per inch

Nut, 1/2-16



Screw, M8- 1.25 x 25

Thread Diameter (mm)      Distance between threads (mm)      Body Length (mm)

Body Diameter      Threads per inch      Body Length (in)

Screw, 1/2- 16 x 2



## Standard Hardware Sizing

When a washer or nut is identified as 1/2" (M8), this is the *Nominal size*, meaning the *inside diameter* is 1/2 inch (8mm metric thread diameter); if a second number is present it represents the *threads per inch* (distance between threads).

When bolt or capscrew is identified as 1/2 - 16 x 2" (M8 - 1.25 x 50), this means the *Nominal size*, or body diameter is 1/2 inch (8mm metric thread diameter), the second number, 16, represents the *threads per inch*, (*distance between threads*). The final number is the body length of the bolt or screw, 2 inches (50mm).

## NOTES

- These torque values are to be used for all hardware excluding: locknuts, self-tapping screws, thread forming screws, sheet metal screws and socket head setscrews.
- Recommended seating torque values for locknuts:
  - for prevailing torque locknuts - use 65% of grade 5 torques.
  - for flange whizlock nuts and screws - use 135% of grade 5 torques.
- Unless otherwise noted on assembly drawings, all torque values must meet this specification.

## Common Hardware Types

Hex Head Capscrew



Washer



Carriage Bolt



Hex Nut

## Wrench & Fastener Size Guide

1/4" Bolt or Nut Wrench—7/16"	5/16" Bolt or Nut Wrench—1/2"	3/8" Bolt or Nut Wrench—9/16"	7/16" Bolt or Nut Wrench (Bolt)—5/8" Wrench (Nut)—11/16"	1/2" Bolt or Nut Wrench—3/4"
M6 Bolt or Nut Wrench—10mm	M8 Bolt or Nut Wrench—13mm	M10 Bolt or Nut Wrench—17mm	M12 Bolt or Nut Wrench—19mm	M14 Bolt or Nut Wrench—22mm

