












ARCHITECTURAL METAL SCREENS







INTERLAM
SURFACES REDEFINED


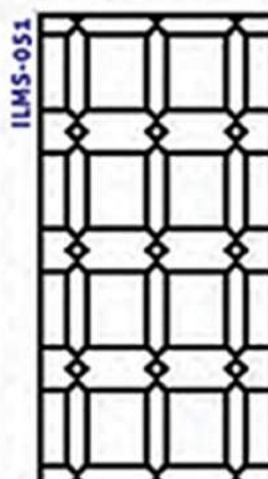







METAL SCREENS
ARCHITECTURAL FABRIC COLLECTION











METAL SCREENS
ARCHITECTURAL PANEL COLLECTION





METAL SCREENS
ARCHITECTURAL FABRIC COLLECTION





Interlam's Architectural Metal Screen Collection! Precision laser cut screens for your interior and exterior design projects. Our designs are ideal for commercial environments, retail, hotels, bars, restaurants, leisure, offices, financial institutions as well as luxury residences and apartments, decorative dividing partitions, suspended ceilings, doors and corporate branding. There are more patterns on the website! Custom designs and sizes are available. Powder coated finish is standard.

Brief Specifications: Mild steel panels laser cut with an Interlam design. Screens vary from 1/8 inch up to 1/4 inch thick. Panel size: 4' x 8'. Weight: From 30 lbs. to 120 lbs per panel.

To order visit FIRSTWOODADE.com or call us at (888) 248-1998 or (718) 218-7800