




BON CHARGE



MAX RED LIGHT THERAPY DEVICE

USER MANUAL

TABLE OF CONTENTS

Welcome

Key Points

Activating Your Max Red Light Therapy Device

Photosensitivity Test

Usage Instructions

Multiple Usages

What to Expect

Setting Up and Using your Max Red Light Therapy Device

Miscellaneous Information

Troubleshooting

Frequently Asked Questions

Technical Specifications

Warnings and Cautions

Warnings

Cautions

Electrical Safety

Disclaimer

Maintenance, Cleaning and Disposal

Maintenance

Cleaning

Disposal

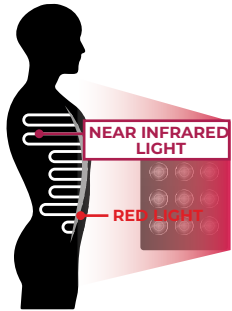
Warranty and Returns

Warranty

Returns



BON CHARGE



WELCOME

The Max Red Light Therapy Device delivers high powered and focused red light at 660nm (visible red light) and near infrared light at 850nm (invisible light). The Max Red Light Therapy Device can run these wavelengths separately or together depending on how you wish to use it.

The light emitted by the Max Red Light Therapy Device should be shone onto bare skin for the most optimal results.

KEY POINTS

Activating your Max Red Light Therapy Device

For the best possible results, it is highly recommended you read this manual prior to using your Max Red Light Therapy Device for the first time.

Photosensitivity Test

It is very important to do a photosensitivity test prior to long sessions with your Max Red Light Therapy Device. Turn on both the Red and NIR switches on your Max Red Light Therapy Device and shine the light on an exposed part of your forearm, about 3 inches to 1 foot away, for 4 minutes. If you experience any discomfort or redness on your skin you must not use your Max Red Light Therapy Device until you have sought professional advice from your doctor or healthcare provider.

Usage Instructions

Your Max Red Light Therapy Device should be positioned between 3 inches to 1 foot away from the body when activating either red or near infrared options. Max Red Light Therapy Device delivers >100 mw/cm² of energy meaning that at this distance you will receive the optimal session. At this power the recommended session time is ten minutes.

Multiple Usages

Light therapy works best when administered consistently. The best results will be seen from daily use but as a minimum it is recommended to use your Max Red Light Therapy Device at least 4 times a week. If you are suffering from a major injury, long term aches and pains or severe skin conditions utilising your Max Red Light Therapy Device up to three times per day can be helpful.

What to Expect

The time it takes to see results from using your Max Red Light Therapy Device depends on your personal goals. There are countless peer reviewed academic studies that show the long-term benefits of red-light therapy. It's important to trust these studies and know that you are benefiting from using your Max Red Light Therapy Device. Most people will feel and see benefits within a week of consistent use but other people may take up to 3 months to see and feel the benefits. By using your Max Red Light Therapy Device on a daily basis, you will be optimising the benefits.

SETTING UP AND USING YOUR
MAX RED LIGHT THERAPY DEVICE




What's in the Box?

1 x Max Red Light Therapy Device	1 x Power Cord
2 x Braided Steel Cables	1 x Threaded Posts
1 x Eye goggles	1 x Height-Adjusting Pulley
1 x Door Hook	

Step 1

Place your Max Red Light Therapy Device face down on a scratch free surface. Screw in the threaded posts at the top of the Device as shown below. Hand tighten and then screw the braided cables to the threaded posts.



Step 2

Hang the hook on any standard sized door as show below.



Step 3

Connect the braided cables to the snap link attached to the height-adjusting pulley. Connect the snap link on the opposite end directly to the door hook.



Step 4

To raise your Max Red Light Therapy Device to your desired height, pull down on the loose cable while supporting the Device with your opposite hand.



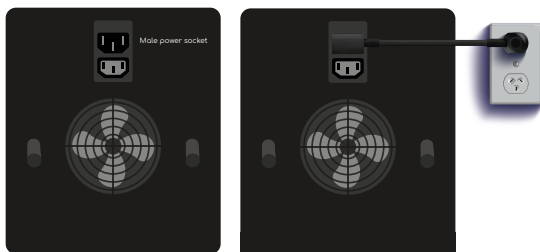
Step 5

Once your session is over, switch off the Red and NIR light, or whichever combination you have chosen. Ensure that these buttons are switched off after your session to ensure longevity of your battery.



Step 6

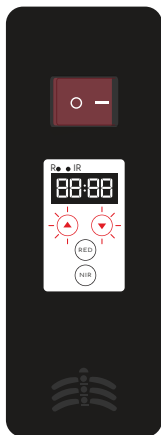
Plug the power cord into the male power socket which is found at the back of the Device. Then plug the other end into the wall power outlet. Then switch the power on.



Step 7

Now its time to select your session time. To adjust this time, press the ▲ button on the control panel.

This will add time in five-minute increments up to a maximum of 30 minutes. To reduce the amount of session time press the ▼ button.



Step 8

Your Max Red Light Therapy Device contains both red and near infrared wavelengths. After selecting your session time, you can change the mode to use only the red or near infrared LEDs by selecting the "RED" or "NIR" button on the control panel. The R red indicator light will light up indicating red light has been activated and the green IR light will light up if near infrared light is selected. You can use both Red and near infrared light together or separately.

Step 9

Pop on your goggles (if required) and enjoy your session.



Your Max Red Light Therapy Device's cooling fans will run for 5 minutes after the session is complete to cool the LEDs.

MISCELLANEOUS
INFORMATION



TROUBLESHOOTING

My Max Red Light Therapy Device won't turn on

- Ensure your Max Red Light Therapy Device is plugged in with the power switched on at the mains
- Ensure you are using the power cable supplied with your Max Red Light Therapy Device
- If your Max Red Light Therapy Device still won't turn on please contact BON CHARGE at hello@boncharge.com for further assistance

I'm not sure how to use the timer in the control panel

- The "Time" button adjusts the session time in increments of 1 minute, with a maximum session time of 20 minutes. The time will cycle back to 1 minute when the display exceeds 20 minutes
- When the desired session time is selected, it will be shown on the display
- Pressing "Play/Pause" will start the session. If "Play/Pause" is pressed again during the session, the session will pause
- If the timer has been adjusted and the session started, the Device will recall the newly programmed session time for subsequent sessions

FREQUENTLY ASKED QUESTIONS

How should I use my Max Red Light Therapy Device?

We highly recommend using your Max Red Light Therapy Device for ten minute sessions about 3 inches to 1 foot away from your target area

Do I need to wear eye protection?

Protective goggles have been supplied for your protection. We recommend wearing these when using your red light Device. We do not recommend looking directly into the LED lights.

Why does it appear that the Near Infrared lights aren't working?

Near Infrared light is an invisible frequency of light which our eyes cannot detect. You can tell if these lights are working as we have added a dim light in the LED bulbs to show they are functioning

What is the difference between red and near infrared light?

Red light is visible light that is best used to improve the skin. Near Infrared light is invisible and penetrates deeper into the muscle tissue making it best for muscle recovery.

Can I use my Max Red Light Therapy Device with clothes on?

You can use your Max Red Light Therapy Device with your clothes on but we cannot guarantee results. The most optimal results are achieved through having your bare skin absorbing the light from Max Red Light Therapy Device, in the specifically chosen target area.

Will the light from the Max Red Light Therapy Device disrupt any medication I am taking?

If you are taking any photosensitizing medication ensure you seek medical advice before using Max Red Light Therapy Device. Such medications include Tetracycline, Digoxin and Retin A. Thousands of clinical trials have shown light therapy to be safe and effective, however it is always recommended to consult your health care provider or doctor before using the Max Red Light Therapy Device.

Can my children use the Max Red Light Therapy Device?

Peer reviewed clinical trials have shown red light therapy to be safe and beneficial. However, if you would like your children to experience red light therapy we always recommend consulting with your healthcare professional first.

When can I expect to see results?

After just a few sessions you may experience reduced swelling, stiffness and clearer skin. After one session you may feel a nice warmth around the area you have used your Max Red Light Therapy Device on. Consistent use over time will get the best results and give the best outcome for muscle or joint related issues.

TECHNICAL SPECIFICATIONS

Model	BON CHARGE Max Red Light Therapy Device
Size	91cm x 21cm x 6.5cm (35 inches x 8.3 inches x 2.5 inches)
Irradiance	>142 mw/cm ²
Weight	8kg (17.64 lb)
Wavelengths	660nm Red (200pcs) 850nm Near Infrared (200pcs)
Flicker	<0.1%
Warranty	1 Year
Power	1,000W
Voltage	AC85-265V
Certification	CE and FCC
LEDs	5W – 200 LEDs
Beam Angle	30 degrees

WARNINGS AND CAUTIONS

Warnings

- Do not stare directly into the LEDs or its reflection in the mirror. This can cause temporary irritation to the eyes.
- Do not allow children to use the Max Red Light Therapy Device unsupervised or without clearance from your medical practitioner.
- This Device is an electrical Device and to avoid electric shocks you must adhere to the following:
 - Do not drop the Device in liquid
 - Do not wash this Device with any liquids
 - Do not touch with wet hands
 - Do not use the Device on wet or damp skin
 - Do not tug or pull on the charging cable when charging the Device
 - Do not use the Device if it has been dropped, left outside or exposed to liquids
 - Do not use on or near hot surfaces
 - Do not operated near flammable or combustible products or where vapours may be present. Explosion of fire may occur.
 - Do not use this Device on disabled, sleeping or unconscious people
 - Do not use this Device on open wounds.
 - Do not use in conjunction with salves, balms or ointments.
 - Do not modify or attempt to modify this Device.
 - Do not attempt to repair this Device.

Cautions

BON CHARGE advises that before using your Max Red Light Therapy Device you must seek professional doctors advise. This includes if:

- You are pregnant
- Are taking drugs known to cause sensitivity of skin to light
- Have any suspicious or cancerous lesions
- Recently had a steroid injection or use topical steroids
- Do not use this Device on infants
- If you experience discomfort or have a concern about the Device, stop use immediately and contact your doctor.
- For indoor use only
- Use only equipment provided with your Max Red Light Therapy Device
- Do not exceed 20-minute session

If you have any difficulties in cleaning or setting up your Max Red Light Therapy Device please reach out to us for help at hello@boncharge.com

Electrical Safety

- Do not place or operate the Device near to water or liquids
- Do not place near or pour running water over Device
- This Device is not to be used in the vicinity of water
- Do not store Device is temperatures exceeding 140F or 60C
- Do not use your Device if damaged, this may result in electric shock or injury

Disclaimer

This product is not intended to diagnose, cure or prevent disease. BON CHARGE makes no claims, representations or otherwise warranties the ability of this product to cure any physical, skin or mental conditions from using this product.

A qualified health professional should always be consulted prior to using this product and with regards to any conditions requiring medical attention or contraindications.

MAINTENANCE, CLEANING AND DISPOSAL

Maintenance

The Max Red Light Therapy Device does not require any maintenance.

Cleaning

- Ensure your Max Red Light Therapy Device is switched off
- Clean the surface with a dry cloth
- Avoid using any polishes or bleaches as they may damage your Max Red Light Therapy Device

Disposal

This Device must not be disposed of with your normal household rubbish. This Device requires disposal via your designated waste collection point.

This Device contains a lithium battery and this must be disclosed when handing over to the waste collection point adviser.



WARRANTY AND RETURNS (Max Red Light Therapy Device)

Manufacturer's Warranty (Max Red Light Therapy Device)

BON CHARGE warrants that this Device (Max Red Light Therapy Device) will function and perform within the specifications for one year from the date of delivery.

What does this Manufacturer's Warranty cover?

This Manufacturer's Warranty covers any defect in material or workmanship under normal use during the warranty period.

During the warranty period, BON CHARGE will repair or replace, at no charge, products or parts of a product that proves defective because of improper material or workmanship, under normal use and maintenance.

How long does the cover last?

This Manufacturer's Warranty for Red Light Device purchased from BON CHARGE is valid for one (1) year from date of purchase. A replacement Red Light Device or part assumes the remaining warranty of the original Red Light Device.

What does this warranty not cover?

This Manufacturer's Warranty does not cover any problem that is caused by:

- Conditions, malfunctions or damage not resulting from defects in the material or workmanship
- Equipment that has been abused, modified, damaged, or fitted with substitute parts.

What do you have to do?

To obtain warranty service, you must first contact us to determine the problem and the most appropriate solution for you.

Contact details

hello@boncharge.com

2/74 Gordon Road East, Osborne Park, 6017, Western Australia

If service is required, the buyer is responsible to return the Device to BON CHARGE within the one (1) year warranty period.

BON CHARGE reserves the right to provide parts in different colours to the original Device.

Our goods come with guarantees that cannot be excluded under the Australian Consumer Law. You are entitled to a replacement or refund for a major failure and compensation for any other reasonably foreseeable loss or damage. You are also entitled to have the goods repaired or replaced if the goods fail to be of acceptable quality and the failure does not amount to a major failure.

Returns

All of our products come with a risk-free 30-day guarantee. This 30-day period starts from the day you receive your Max Red Light Therapy Device.

If you're not satisfied with your purchase during the guarantee period, simply email hello@boncharge.com and we'll provide a hassle-free return experience. Here are some details to note

- Return shipping will be your responsibility. We cannot be responsible for lost or damaged shipments.
- All returns or exchanges must be received in like new condition with all original accessories and packaging.
- All returns received with damaged or missing components may be subject to additional fees. If applicable, these fees will be deducted from the refunded amount.
- All returns will be inspected and processed within 3-5 days on receipt by BON CHARGE
- Returns must be postmarked before the end of the 30-day guarantee period. Returns sent after this period will not be accepted.
- This product contains a lithium battery and this must be disclosed to your logistics carrier when shipping back to Australia. Our preferred carrier is DHL Express.



BON CHARGE

 @boncharge

 @boncharge_

 boncharge.com