

BON CHARGE



## TABLE OF CONTENTS

### Welcome

### Key Points

Activating Your Demi Red Light  
Therapy Device

Photosensitivity Test

Usage Instructions

Multiple Usages

What to Expect

### Setting Up and Using your Demi Red Light Therapy Device

Miscellaneous Information

Troubleshooting

Frequently Asked Questions

Technical Specifications

### Warnings and Cautions

Warnings

Cautions

Electrical Safety

Disclaimer

### Maintenance, Cleaning and Disposal

Maintenance

Cleaning

Disposal

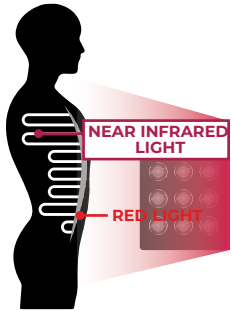
### Warranty and Returns

Warranty

Returns



BON CHARGE



## WELCOME

The Demi Red Light Therapy Device delivers high powered and focused red light at 660nm (visible red light) and near infrared light at 850nm (invisible light). The Demi Red Light Therapy Device can run these wavelengths separately or together depending on how you wish to use it.

The light emitted by the Demi Red Light Therapy Device should be shone onto bare skin for the most optimal results.

## KEY POINTS

### Activating your Demi Red Light Therapy Device

Your Demi Red Light Therapy Device comes with everything you need to start your journey to an optimal life. You are about to experience the epic health benefits of red-light therapy. For the best possible results, it is highly recommended you read this manual prior to using your Demi Red Light Therapy Device for the first time.

### Photosensitivity Test

It is very important to do a photosensitivity test prior to long sessions with your Demi Red Light Therapy Device. Turn on both the Red and NIR switches on your Demi Red Light Therapy Device and shine the light on an exposed part of your forearm, about 3 inches to 1 foot away for 4 minutes. If you experience any discomfort or redness on your skin you must not use your Demi Red Light Therapy Device until you have sought professional advice from your doctor or healthcare provider.

### Usage Instructions

Your Demi Red Light Therapy Device should be positioned between 3 inches to 1 foot away from the body when activating either red or near infrared options. Demi Red Light Therapy Device delivers  $>100 \text{ mw/cm}^2$  of energy meaning that at this distance you will receive the optimal treatment. At this power the recommended treatment time is ten minutes.

### Multiple Usages

Light therapy works best when administered consistently. The best results will be seen from daily use but as a minimum it is recommended to use your Demi Red Light Therapy Device at least 4 times a week. If you are suffering from a major injury, long term aches and pains or severe skin conditions utilising your Demi Red Light Therapy Device up to three times per day can be helpful.

### What to Expect

The time it takes to see results from using your Demi Red Light Therapy Device depends on your personal goals. There are countless peer reviewed academic studies that show the long-term benefits of red-light therapy. It's important to trust these studies and know that you are benefiting from using your Demi Red Light Therapy Device. Most people will feel and see benefits within a week of consistent use but other people may take up to 3 months to see and feel the benefits. By using your Demi Red Light Therapy Device on a daily basis, you will be optimising the benefits.

# SETTING UP AND USING YOUR DEMI RED LIGHT THERAPY DEVICE



## What's in the Box?


1 x Demi Red Light Therapy Device	1 x Power Cord
1 x Protective Goggles	

### Step 1

Remove all components from the box.

### Step 2

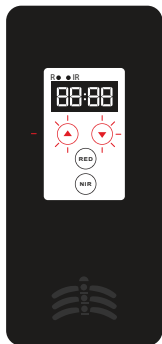
Plug the power cord into the male power socket which is found at the back of the Device. Then plug the other end into the wall power outlet. Then switch the power on.



### Step 3

Now its time to select your session time. To adjust this time, press the ▲ button on the control panel.

This will add time in five-minute increments up to a maximum of 30 minutes. To reduce the amount of session time press the ▼ button.



### Step 4

Your Demi Red Light Therapy Device contains both red and near infrared wavelengths. After selecting your session time, you can change the mode to use only the red or near infrared LEDs by selecting the "RED" or "NIR" button on the control panel. The R red indicator light will light up indicating red light has been activated and the green IR light will light up if near infrared light is selected. You can use both Red and near infrared light together or separately.



Your Demi Red Light Therapy Device's cooling fans will run for 5 minutes after the session is complete to cool the LEDs.

MISCELLANEOUS  
INFORMATION





## TROUBLESHOOTING

---

My Demi Red Light Therapy Device won't turn on

- Ensure your Demi Red Light Therapy Device is plugged in with the power switched on at the mains
- Ensure you are using the power cable supplied with your Demi Red Light Therapy Device
- If your Demi Red Light Therapy Device still won't turn on please contact us at [hello@boncharge.com](mailto:hello@boncharge.com) for further assistance

I'm not sure how to use the timer in the control panel

- The "Time" button adjusts the session time in increments of 1 minute, with a minimum session time of 20 minutes. The time will cycle back to 1 minute when the display exceeds 20 minutes.
- When the desired session time is selected, it will be shown on the display.
- Pressing "Play/Pause" will start the session. If "Play/Pause" is pressed again during the session, the session will pause
- If the timer has been adjusted and the session started, the Device will recall the newly programmed session time for subsequent sessions

## FREQUENTLY ASKED QUESTIONS

---

How should I use my Demi Red Light Therapy Device?

We highly recommend using your Demi Red Light Therapy Device for ten minute sessions about 3 inches to 1 foot away from your target area

Do I need to wear eye protection?

Protective goggles have been supplied for your protection. We recommend wearing these when using your red light Device. We do not recommend looking directly into the LED lights.

Why does it appear that the Near Infrared lights aren't working?

Near Infrared light is an invisible frequency of light which our eyes cannot detect. You can tell if these lights are working as we have added a dim light in the LED bulbs to show they are functioning.

What is the difference between red and near infrared light?

Red light is visible light that is best used to improve the skin. Near Infrared light is invisible and penetrates deeper into the muscle tissue making it best for muscle recovery.

Can I use my Demi Red Light Therapy Device with clothes on?

You can use your Demi Red Light Therapy Device with your clothes on but we cannot guarantee results. The most optimal results are achieved through having your bare skin absorbing the light from Demi Red Light Therapy Device, in the specifically chosen target area.

Will the light from the Demi Red Light Therapy Device disrupt any medication I am taking?

If you are taking any photosensitizing medication ensure you seek medical advice before using the Demi Red Light Therapy Device. Such medications include Tetracycline, Digoxin and Retin A. Thousands of clinical trials have shown light therapy to be safe and effective, however it is always recommended to consult your health care provider or doctor before using the Demi Red Light Therapy Device.

Can my children use the Demi Red Light Therapy Device?

Peer reviewed clinical trials have shown red light therapy to be safe and beneficial. However, if you would like your children to experience red light therapy we always recommend consulting with your healthcare professional first.

When can I expect to see results?

After just a few sessions you may experience reduced swelling, stiffness and clearer skin. After one session you may feel a nice warmth around the area you have used your Demi Red Light Therapy Device on. Consistent use over time will get the best results and give the best outcome for muscle or joint related issues.

## TECHNICAL SPECIFICATIONS

---

Model	BON CHARGE Demi Red Light Therapy Device
Size	38cm (14.96 inches) x 22cm (8.66 inches) x 6.5cm (2.56 inches)
Irradiance	>100 mw/cm <sup>2</sup>
Weight	3.79kg (8.35 lb)
Wavelengths	660nm Red 850nm Near Infrared
Flicker	<0.1%
Warranty	1 Year
Power	300W
Voltage	AC85-265V
Certification	CE, FCC, SAA
LEDs	5W Dual Chip
Beam Angle	30 degrees

## WARNINGS AND CAUTIONS

---

### Warnings

- Do not stare directly into the LEDs or its reflection in the mirror. This can cause temporary irritation to the eyes.
- Do not allow children to use the Demi Red Light Therapy Device unsupervised or without clearance from your medical practitioner.
- This Device is an electrical Device and to avoid electric shocks you must adhere to the following:
  - Do not drop the Device in liquid
  - Do not wash this Device with any liquids
  - Do not touch with wet hands
  - Do not use the Device on wet or damp skin
  - Do not tug or pull on the charging cable when charging the Device
  - Do not use the Device if it has been dropped, left outside or exposed to liquids
  - Do not use on or near hot surfaces
  - Do not operated near flammable or combustible products or where vapours may be present. Explosion of fire may occur.
  - Do not use this Device on disabled, sleeping or unconscious people
  - Do not use this Device on open wounds.
  - Do not use in conjunction with salves, balms or ointments
  - Do not modify or attempt to modify this Device.
  - Do not attempt to repair this Device.

## Cautions

BON CHARGE advises that before using your Demi Red Light Therapy Device you must seek professional doctors advise. This includes if:

- You are pregnant
- Are taking drugs known to cause sensitivity of skin to light
- Have any suspicious or cancerous lesions
- Recently had a steroid injection or use topical steroids
- Do not use this Device on infants
- If you experience discomfort or have a concern about the Device, stop use immediately and contact your doctor.
- For indoor use only
- Use only equipment provided with your Demi Red Light Therapy Device
- Do not exceed 20-minute session

If you have any difficulties in cleaning or setting up your Demi Red Light Therapy Device please reach out to us for help at [hello@boncharge.com](mailto:hello@boncharge.com)

## Electrical Safety

- Do not place or operate the Device near to water or liquids
- Do not place near or pour running water over Device
- This Device is not to be used in the vicinity of water
- Do not store Device is temperatures exceeding 140F or 60C
- Do not use your Device if damaged, this may result in electric shock or injury

## Disclaimer

This product is not intended to diagnose, cure or prevent disease. BON CHARGE makes no claims, representations or otherwise warranties the ability of this product to cure any physical, skin or mental conditions from using this product.

A qualified health professional should always be consulted prior to using this product and with regards to any conditions requiring medical attention or contraindications.

## MAINTENANCE, CLEANING AND DISPOSAL

---

### Maintenance

The Demi Red Light Therapy Device does not require any maintenance.

### Cleaning

- Ensure your Demi Red Light Therapy Device is switched off
- Unplug the charging adapt or from your Demi Red Light Therapy Device
- Clean the surface with a dry cloth
- Avoid using any polishes or bleaches as they may damage your Demi Red Light Therapy Device

### Disposal

This Device must not be disposed of with your normal household rubbish. This Device requires disposal via your designated waste collection point. This Device contains a lithium battery and this must be disclosed when handing over to the waste collection point adviser.



## WARRANTY AND RETURNS (Demi Red Light Therapy Device)

---

### Manufacturer's Warranty (Demi Red Light Therapy Device)

BON CHARGE warrants that this Device (Demi Red Light Therapy Device) will function and perform within the specifications for one year from the date of delivery.

### What does this Manufacturer's Warranty cover?

This Manufacturer's Warranty covers any defect in material or workmanship under normal use during the warranty period.

During the warranty period, will repair or replace, at no charge, products or parts of a product that proves defective because of improper material or workmanship, under normal use and maintenance.

How long does the cover last?

This Manufacturer's Warranty for Red Light Device purchased from BON CHARGE is valid for one (1) year from date of purchase. A replacement Red Light Device or part assumes the remaining warranty of the original Red Light Device.

What does this warranty not cover?

This Manufacturer's Warranty does not cover any problem that is caused by:

- Conditions, malfunctions or damage not resulting from defects in the material or workmanship
- Equipment that has been abused, modified, damaged, or fitted with substitute parts.

What do you have to do?

To obtain warranty service, you must first contact us to determine the problem and the most appropriate solution for you.

Contact details

hello@boncharge.com

2/74 Gordon Road East, Osborne Park, 6017, Western Australia

If service is required, the buyer is responsible to return the Device to BON CHARGE within the one (1) year warranty period.

BON CHARGE reserves the right to provide parts in different colours to the original Device.

Our goods come with guarantees that cannot be excluded under the Australian Consumer Law. You are entitled to a replacement or refund for a major failure and compensation for any other reasonably foreseeable loss or damage. You are also entitled to have the goods repaired or replaced if the goods fail to be of acceptable quality and the failure does not amount to a major failure.

## Returns

All of our products come with a risk-free 30-day guarantee. This 30-day period starts from the day you receive your Demi Red Light Therapy Device.

If you're not satisfied with your purchase during the guarantee period, simply email [hello@boncharge.com](mailto:hello@boncharge.com) and we'll provide a hassle-free return experience. Here are some details to note

- Return shipping will be your responsibility. We cannot be responsible for lost or damaged shipments.
- All returns or exchanges must be received in like new condition with all original accessories and packaging.
- All returns received with damaged or missing components may be subject to additional fees. If applicable, these fees will be deducted from the refunded amount.
- All returns will be inspected and processed within 3-5 days on receipt by BON CHARGE
- Returns must be postmarked before the end of the 30-day guarantee period. Returns sent after this period will not be accepted.
- This product contains a lithium battery and this must be disclosed to your logistics carrier when shipping back to Australia. Our preferred carrier is DHL Express.



BON CHARGE

 @boncharge

 @boncharge\_

 boncharge.com