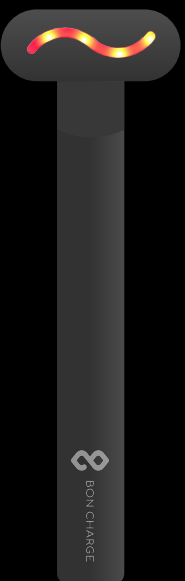


Red Light Face Wand

USER MANUAL



BON CHARGE

Welcome

The Red Light Face Wand delivers high powered and focused red light at 660nm (visible red light) and near infrared light at 850nm (invisible light). This handy wand is the perfect companion to your usual beauty routine.

Intended Use

This product is a general use beauty product aimed at reducing the appearance of fine line and wrinkles, help depuff the skin and reducing the signs of aging.

Key Points

Activating Your Red Light Face Wand

For the best possible results, it is highly recommended you read this manual prior to using your Red Light Face Wand for the first time.

Photosensitivity Test

It is very important to do a photosensitivity test prior to long sessions with your Red Light Face Wand. Turn on your Red Light Face Wand and shine the light on an exposed part of your forearm for 2 minutes. If you experience any discomfort or redness on your skin you must not use your Red Light Face Wand until you have sought professional advice from your doctor or healthcare provider.

Usage Instructions

Your Red Light Face Wand should be applied directly to your skin. The recommended session time between five (5) minutes and ten (10) minutes.

Multiple Usages

Red light works best when administered consistently. The best results will be seen from daily use but as a minimum it is recommend to use your Red Light Face Wand at least 4 times a week.

What to Expect

The time it takes to see results from using your Red Light Face Wand depends on your personal goals. There are countless peer reviewed academic studies that show the long-term benefits of red-light. It's important to trust these studies and know that you are benefiting from using your Red Light Face Wand. Most people will feel and see benefits within a week of consistent use but other people may take up to 3 months to see and feel the benefits. By using your Red Light Face Wand on a daily basis, you will be optimizing the benefits.

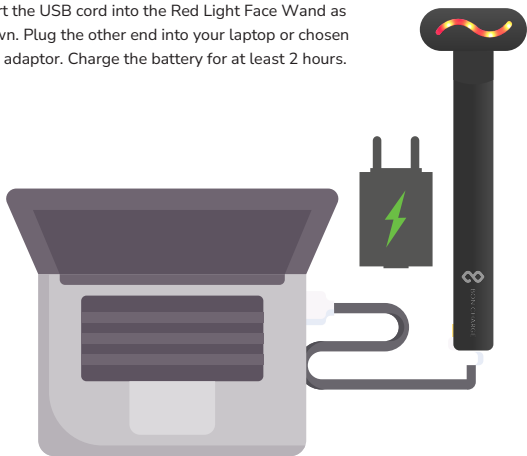
Setting Up and Using Your Red Light Face Wand

What's in the Box?

1 x Red Light Face Wand	1 x USB Cable
-------------------------	---------------

Step 1

Insert the USB cord into the Red Light Face Wand as shown. Plug the other end into your laptop or chosen plug adaptor. Charge the battery for at least 2 hours.




Step 2

Once fully charged remove the charging cable and start rolling the Red Light Face Wand across your face. The Red Light Face Wand will automatically activate once picked up and rolling across your skin.



Step 3

Once you have finished your session place the Red Light Face Wand back in the protective box or on your side table or draw and it will automatically deactivate.



Miscellaneous Information

Troubleshooting

My Red Light Face Wand won't turn on

- Ensure your Red Light Face Wand battery has been fully charged for at least 2 hours prior to use
- If your Red Light Face Wand still won't turn on please contact us at BONCHARGE at hello@boncharge.com for further assistance.

Frequently Asked Questions

How should I use my Red Light Face Wand?

We highly recommend using your Red Light Face Wand for between five (5) to ten (10) minutes per day, every day, for optimal results.

Do I need to wear eye protection?

Protective goggles are not required when using the Red Light Face Wand. But do not stare directly into the LEDs.

Will the light from the Red Light Face Wand disrupt any medication I am taking?

If you are taking any photosensitizing medication ensure you seek medical advice before using Red Light Face Wand.

Such medications include Tetracycline, Digoxin and Retin A.

Thousands of clinical trials have shown red light to be safe and effective, however it is always recommended to consult your health care provider or doctor before using the Red Light Face Wand.

Can my children use the Red Light Face Wand?

Peer reviewed clinical trials have shown red light to be safe and beneficial. However, if you would like your children to experience red light we always recommend consulting with your healthcare professional first.

My Red Light Face Wand is making a loud vibration sound, is this normal?

This is normal and is the sonic vibration and biomicroelectronics working.

My Red Light Face Wand is heating up, is this normal?

This is normal and is the warm induction happening which is an essential part of the Red Light Face Wand's normal function.

Technical Specifications

Specifications

Model	BON CHARGE Red Light Face Wand
Size	150*15*12 mm (5.9*0.59*0.47 inches)
Wavelengths	660nm Red, 850nm Near Infrared
Flicker	Zero
EMF Radiation	0 mG
Charge Time (power bank)	2 hours
Power	1.5W
Voltage	3.7V
Materials	Aluminium alloy/PC
Charging Input	5V=1A

Warnings & Cautions

Warnings

- Do not stare directly into the LEDs or its reflection in the mirror. This can cause temporary irritation to the eyes.
- Do not allow children to use the Red Light Face Wand unsupervised or without clearance from your medical practitioner.
- This device is an electrical device and to avoid electric shocks you must adhere to the following:
 - Do not drop the device in liquid
 - Do not wash this device with any liquids
 - Do not touch with wet hands
 - Do not use the device on wet or damp skin
 - Do not tug or pull on the charging cable when charging the device
 - Do not use the device if it has been dropped, left outside or exposed to liquids
 - Do not use on or near hot surfaces
 - Do not operated near flammable or combustible products or where vapours may be present. Explosion of fire may occur.
 - Do not use this device on disabled, sleeping or unconscious people
 - Do not use this device on open wounds.
 - Do not use in conjunction with salves, balms or ointments
 - Do not modify or attempt to modify this device.
 - Do not attempt to repair this device.
 - Do not pull, carry, or lift the Device by its cord. If the cord is damaged, do not use the Device.
 - Do not store or use your Device in temperatures exceeding 130 Fahrenheit.
 - Do not use your Device if it is damaged. Continuous use of a damaged Device may result in electric shock or injury
 - Do not use extension cords unless they are designed to carry the total wattage of the Device being powered.
 - Do not unplug by pulling directly on the cord.

Cautions

For first time users, we recommend starting out with 2-3 minute sessions per area, and slowly working up to a 10-minute session over the course of 2-3 weeks as your body gets used to red and NIR light.

BON CHARGE advises that before using your Red Light Face Wand you must seek professional doctors advise. This includes if:

- You are pregnant
- Are taking drugs known to cause sensitivity of skin to light
- Have any suspicious or cancerous lesions
- Recently had a steroid injection or use topical steroids
- Do not use this device on infants
- If you experience discomfort or have a concern about the device, stop use immediately and contact your doctor.
- For indoor use only
- Use only equipment provided with your Red Light Face Wand
- Do not exceed 20-minute session

If you have any difficulties in cleaning or setting up your Red Light Face Wand please reach out to us for help at hello@boncharge.com

Electrical Safety

- Do not place or operate the device near to water or liquids
- Do not place near or pour running water over device
- This device is not to be used in the vicinity of water
- Do not store device is temperatures exceeding 140F or 60C
- Do not use your device if damaged, this may result in electric shock or injury

Disclaimer

This product is not intended to diagnose, cure or prevent disease. BON CHARGE makes no claims, representations or otherwise warranties the ability of this product to cure any physical, skin or mental conditions from using this product.

A qualified health professional should always be consulted prior to using this product and with regards to any conditions requiring medical attention or contraindications.

Maintenance, Cleaning and Disposal

Maintenance

The Red Light Face Wand does not require any maintenance.

Cleaning

Ensure your Red Light Face Wand is switched off

Clean the surface with a dry cloth

Avoid using any polishes or bleaches as they may damage your Red Light Face Wand

Disposal

This device must not be disposed of with your normal household rubbish. This device requires disposal via your designated waste collection point. This device contains a lithium battery and this must be disclosed when handing over to the waste collection point adviser.



Warranty and Returns

Red Light Face Wand

Manufacturer's Warranty (Red Light Face Wand)

BON CHARGE warrants that this device (Red Light Face Wand) will function and perform within the specifications for one year from the date of delivery.

What does this Manufacturer's Warranty cover?

This Manufacturer's Warranty covers any defect in material or workmanship under normal use during the warranty period.

During the warranty period, BON CHARGE will repair or replace, at no charge, products or parts of a product that proves defective because of improper material or workmanship, under normal use and maintenance.

How long does the cover last?

This Manufacturer's Warranty for Red Light Device purchased from BON CHARGE is valid for one (1) year from date of purchase. A replacement Red Light Device or part assumes the remaining warranty of the original Red Light Device.

What does this warranty not cover?

This Manufacturer's Warranty does not cover any problem that is caused by:

- Conditions, malfunctions or damage not resulting from defects in the material or workmanship
- Equipment that has been abused, modified, damaged, or fitted with substitute parts.

What do you have to do?

To obtain warranty service, you must first contact us to determine the problem and the most appropriate solution for you.

Contact details

hello@boncharge.com

2/40 King Edward Road, Osborne Park, 6017, Western Australia

If service is required, the buyer is responsible to return the device to BON CHARGE within the one (1) year warranty period.

BON CHARGE reserves the right to provide parts in different colours to the original device.

Our goods come with guarantees that cannot be excluded under the Australian Consumer Law. You are entitled to a replacement or refund for a major failure and compensation for any other reasonably foreseeable loss or damage. You are also entitled to have the goods repaired or replaced if the goods fail to be of acceptable quality and the failure does not amount to a major failure.

Returns


All of our products come with a risk-free 30-day guarantee. This 30-day period starts from the day you receive your Red Light Face Wand. If you're not satisfied with your purchase during the guarantee period, simply email hello@boncharge.com and we'll provide a hassle-free return experience. Here are some details to note

- Return shipping will be your responsibility. We cannot be responsible for lost or damaged shipments.
- All returns or exchanges must be received in like new condition with all original accessories and packaging.
- All returns received with damaged or missing components may be subject to additional fees. If applicable, these fees will be deducted from the refunded amount.
- All returns will be inspected and processed within 3-5 days on receipt by BON CHARGE
- Returns must be postmarked before the end of the 30-day guarantee period. Returns sent after this period will not be accepted.



BON CHARGE

BON CHARGE
2/40 King Edward Road
Osborne Park
6017
Western Australia
Australia

 boncharge.com

 [boncharge_](https://www.instagram.com/boncharge_)

 [boncharge](https://www.facebook.com/boncharge)