







Sandbag Assembly

What's included:

- ① Empty Sandbag →
- ② Metal Ring 
- ③ Ball 
- ④ Zip Tie 



What you'll need to buy:

- ① Sand 
**NOTE:
We recommend
"washed playground sand."*
- ② Duct Tape 

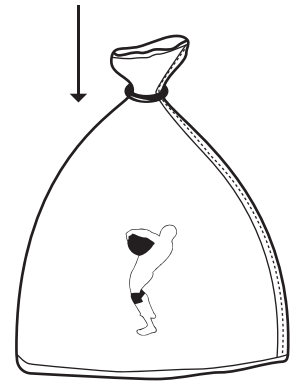
Step 1:

Put desired amount of sand directly into the sandbag.




Step 2:

Place ring on the outside of the sandbag and tighten down.




Step 3:

Place the ball inside the fabric, and wrap the ball.



Step 4:

Wrap zip tie on the outside of the fabric (above the ball), and pull tight.



Step 5:

Wrap duct tape over the zip tie, and... you are done!

