






High-Level Disinfection of the F&P SleepStyle Accessories



High-level disinfection cleaning is required when the device is intended for multi-patient use. For reprocessing between patients, follow the cleaning and then high-level disinfection instructions below.

Cleaning Instructions Before Disinfection

1. Wipe the exterior of the device and the chamber housing with a clean, damp (not dripping) cloth and warm soapy water using a mild dishwashing detergent.
2. Leave to dry out of direct sunlight or heat.
3. Hand-wash the water chamber, chamber seal, breathing tube, outlet seal and elbow in a tub of warm, soapy water with a mild dishwashing detergent. Ensure all visible soil is removed.
4. Rinse thoroughly in a tub of clean water for 30 seconds. Ensure that all soap residue has been removed.
5. Repeat the rinsing process again, using clean water.
6. Hang the breathing tube, with both ends pointing to the floor, to dry away from direct sunlight or heat.
7. Leave the water chamber, chamber seal, outlet seal and elbow to dry out of direct sunlight or heat.

Note: If dirt remains inside the breathing tube after rinsing, use a soft, non-metallic brush, to remove it. Rinse the tube again. If the dirt cannot be removed, the breathing tube should be replaced. Failure to properly clean these items may result in inadequate disinfection. Please refer to the cleaning instructions in section 10.2.1 - **Cleaning of the F&P SleepStyle Clinician Guide**. Before cleaning the device and its accessories, please read the warnings and cautions on the back of this document.

|  | Materials | High Level Disinfection Options | | | | |
|-------------------------------------------------------------------------------------------------------------------|-----------------------------------------------|----------------------------------|--------------------------------|-----------------------|----------------|--------------|
| | | Thermal Disinfection | | Chemical Disinfection | | |
| | | 75 °C (167 °F) for 30 minutes | 90 °C (194 °F) for 1 minute | CIDEX™ OPA | Anioxide™ 1000 | gigasept® FF |
|  900SPS101 Chamber Seal | Silicone | ✔ | ✔ | ✔ | ✔ | ✔ |
|  900SPS141 Outlet Seal | Silicone | ✔ | ✔ | ✔ | ✔ | ✔ |
|  900SPS100 Water Chamber | Polypropylene Copolymer Stainless Steel | ✔ | ✔ | ✔ | ✔ | ✔ |
|  900SPS122 Elbow | Polypropylene Copolymer | ✔ | ✔ | ✔ | ✔ | ✔ |

| Breathing Tube | Materials | High Level Disinfection Options | | | | |
|------------------------------------------------------------------------------------------------------------------------------------------|----------------------------------------------------------------------|---------------------------------|--------------------------------|-----------------------|----------------|--------------|
| | | Thermal Disinfection | | Chemical Disinfection | | |
| | | 75°C (167 °F) for 30 minutes | 90 °C (194 °F) for 1 minute | CIDEX™ OPA | Anioxide™ 1000 | gigasept® FF |
|  900SPS120 ThermoSmart Heated Breathing Tube | Polypropylene Polyolefin Elastomers (POE) | ⚠ No | ⚠ No | ✔ | ✔ | ✔ |
|  900SPS121 Standard Breathing Tube* | Polyethylene Polypropylene Thermoplastic Vulcanizates (TPV) | ✔ | ⚠ No | ✔ | ✔ | ✔ |

*Higher temperatures (above 75 °C) may damage the Standard Breathing Tube.

Note: High level disinfection may be repeated 20 times per part, then they should be replaced. The air filter must be replaced between patients. Refer to section 10.4 – Replacing the Air Filter between Patients of the F&P SleepStyle Clinician Guide. The information provided in this document is an indication only and it is the user's responsibility to qualify any deviations from the recommended methods. Please refer to section 10.2 – Cleaning and High-Level Disinfection of the Device and Accessories of the F&P SleepStyle Clinician Guide for the most up-to-date information. The device lid does not require high-level disinfection.

Thermal Disinfection Instructions

1. Immerse the disassembled parts in a water bath. Ensure that no air bubbles are trapped inside the standard breathing tube.
2. Increase the water bath temperature to 75 °C (167 °F).
3. Soak for 30 minutes.
4. Air-dry out of direct sunlight or heat.

Note: Higher temperatures may damage the standard breathing tube. The elbow, water chamber, chamber seal and outlet seal can be thermally disinfected separately from the standard breathing tube in a water bath at 90 °C (194 °F) for 1 minute.

Warnings

To avoid incorrect therapy:

Do not clean or disinfect the ThermoSmart Heated Breathing Tube with hot water. This may cause deformation of the tube and reduce therapeutic pressure.

Chemical Disinfection Instructions

1. Immerse the disassembled parts in a cleaning solution using CIDEX OPA, anioxyde 1000, or gigasept FF. Follow the manufacturer's instructions for concentration, temperature, and time.
2. Ensure that no air bubbles are trapped inside the breathing tube. Please note that the ThermoSmart Heated Breathing Tube is buoyant so will need to be submerged (for example, in a metal tray with a mesh top).
3. Thoroughly rinse each part in a tub of water by immersing completely for a minimum of 1 minute.
4. Repeat the rinsing process again.
5. Air-dry out of direct sunlight or heat.

Warnings to consider when cleaning the SleepStyle CPAP and its accessories.

To avoid electric shock:

- Do not use bleach, alcohol, or cleaners with citrus or other natural oils. These substances may degrade the device and accessories.
- Do not immerse the device in water or any other liquid.

To avoid incorrect therapy:

Only clean the device and accessories according to the cleaning instructions outlined above. You can also refer to the complete disassembly for cleaning and high-level disinfection as outlined in section 10 – Multi-Patient Use of the F&P SleepStyle Clinician Guide.

Cautions to consider when cleaning the SleepStyle CPAP and its accessories.

General:

Replace the device and accessories if there is any sign of cracking, deformation, discoloration or leaking. It is recommended that you inspect the device, ThermoSmart Heated Breathing Tube or Standard Breathing Tube, Water Chamber, Chamber Seal, Outlet Seal, Air Filter and Elbow, on a regular basis after cleaning. The air filter must be replaced between patients. Refer to section 10.4 – Replacing the Air Filter between Patients of the F&P SleepStyle Clinician Guide for more details regarding Replacement Parts.

SleepStyle and ThermoSmart are trademarks of Fisher & Paykel Healthcare Limited. For patent information, see www.fphcare.com/ip

Manufacturer  Fisher & Paykel Healthcare Ltd, 15 Maurice Paykel Place, East Tamaki, Auckland 2013, PO Box 14 348, Panmure, Auckland 1741, New Zealand Tel: +64 9 574 0100 Fax: +64 9 574 0158 Email: info@fphcare.com Web: www.fphcare.com **Australia** (Sponsor) Fisher & Paykel Healthcare Pty Ltd, 19-31 King Street, Nunawading, Melbourne, Victoria 3131. Tel: +61 3 9871 4900 Fax: +61 3 9871 4998 **Austria** Tel: 0800 29 31 23 Fax: 0800 29 31 22 **Benelux** Tel: +31 40 216 3555 Fax: +31 40 216 3554 **Brazil** Fisher & Paykel do Brasil, Rua Sampaio Viana, 277 cj 21, Paraíso, 04004-000, São Paulo - SP, Brazil Tel: +55 11 2548 8002 **China** 代理人/售后服务机构:费雪派克医疗保健(广州)有限公司, 广州高新技术产业开发区科学城科丰路31号G12栋301号 电话: +86 20 32053486 传真: +86 20 32052132 **Finland** Tel: +358 (0)405 406618 Fax: +46 (0)8 36 6310 **France** Tel: +33 1 6446 5201 Fax: +33 1 6446 5221 **Germany** Tel: +49 7181 98599 0 Fax: +49 7181 98599 66 **India** Tel: +91 80 4284 4000 Fax: +91 80 4123 6044 **Irish Republic** Tel: 1800 409 011 **Italy** Tel: +39 06 7839 2939 Fax: +39 06 7814 7709 **Japan** Tel: +81 3 5117 7110 Fax: +81 3 5117 7115 **Korea** Tel: +82 2 6205 6900 Fax: +82 2 6309 6901 **Northern Ireland** Tel: 0800 132 189 **Russia** Tel and Fax: +7 495 782 21 50 **Spain** Tel: +34 902 013 346 Fax: +34 902 013 379 **Sweden** Tel: +46 8 564 76 680 Fax: +46 8 36 63 10 **Switzerland** Tel: 0800 83 47 63 Fax: 0800 83 47 54 **Taiwan** Tel: +886 2 8751 1739 Fax: +886 2 8751 5625 **Turkey** Fisher Paykel Sağlık Ürünleri Ticaret Limited Şirketi, Alinteri Bulvarı 1161/1 Sokak No. 12-14, P.O. Box 06371 Ostim, Ankara, Turkey Tel: +90 312 354 34 12 Fax: +90 312 354 31 01 **UK**   Fisher & Paykel Healthcare Ltd, Unit 16, Cordwallis Park, Clivemont Road, Maidenhead, Berkshire SL6 7BU, UK Tel: +44 1628 626 136 Fax: +44 1628 626 146 **USA/Canada** Tel: 1800 446 3908 or +1 949 453 4000 Fax: +1 949 453 4001