



G3 Series CPAP / BPAP / ASV

Intelligent device knows you better



The G3 series of PAP devices is a new generation of ventilators designed by BMC. The line includes CPAP, Auto CPAP, Auto Bi-Level, Bi-Level ST, ASV and LAB model specifically for sleep lab titration. The G3 series has intelligent, user friendly features, is ultra quiet and includes powerful data transmission. The G3 will bring a new level of comfort to its users.



G3 C20

is a fixed-pressure CPAP (Continuous Positive Airway Pressure) device.

G3 A20

is an auto-adjusting CPAP (Continuous Positive Airway Pressure) device.

G3 B25S

is a fixed-pressure bi-level suitable for patients unable to tolerate standard CPAP.

G3 B20A / B25A

is an auto-adjusting bi-level device with advanced technologies to treat sleep apnea patients who require enhanced pressure support.

G3 B30SV

is an adaptive servo-ventilator for treatment of CSA, MSA and period breathing such as Cheyne-Stokes respiration.



G3 B25VT / B30VT

is a bi-level device with S/T mode with target tidal volume feature for patients with respiratory insufficiency.

G3 LAB

is a bi-level device to be used in sleep labs for treatment and titration of patients with Sleep Apnea and/or Respiratory Insufficiency.



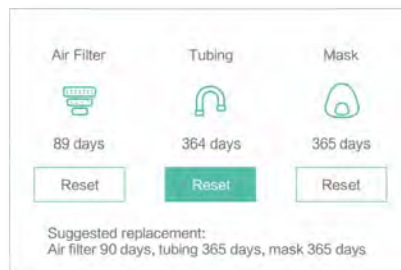
Ultra modern design with a user friendly interface



All new humidifier design keeps the G3 compact and attractive.

Innovative PUSH water chamber is simple to use.

Water can be added without removing the water chamber for ease of use.



Humanized UI Design

- One button access to frequently used features.
- A 3.5" screen displays real-time data and waveform feedback in full color.

Accessory and supply reminder keeps your treatment healthy and effective.

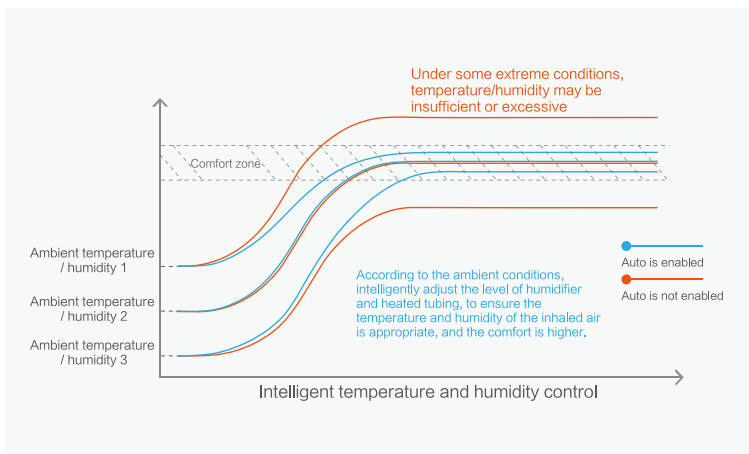
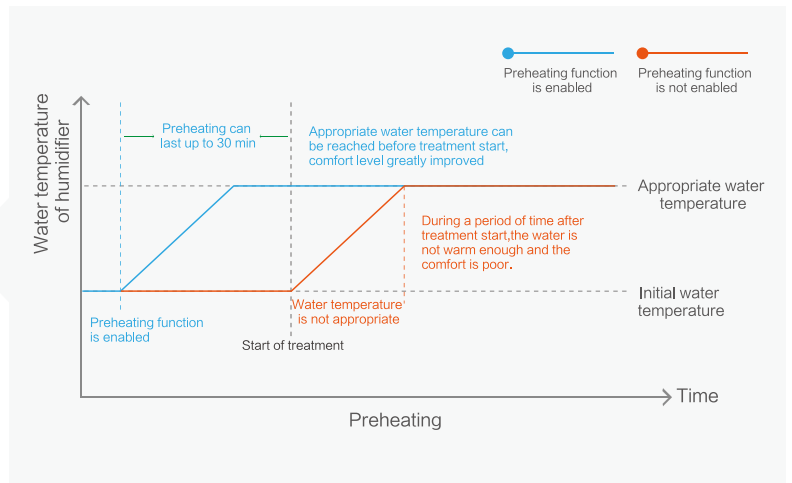
G3 has a clock, temperature and humidity monitor on stand-by, multi-purpose for convenience.



Intelligent comfort features

Pre-heat

The G3 series has a pre-heat feature, to warm your humidifier water up for ultimate comfort during cold, dry weather.



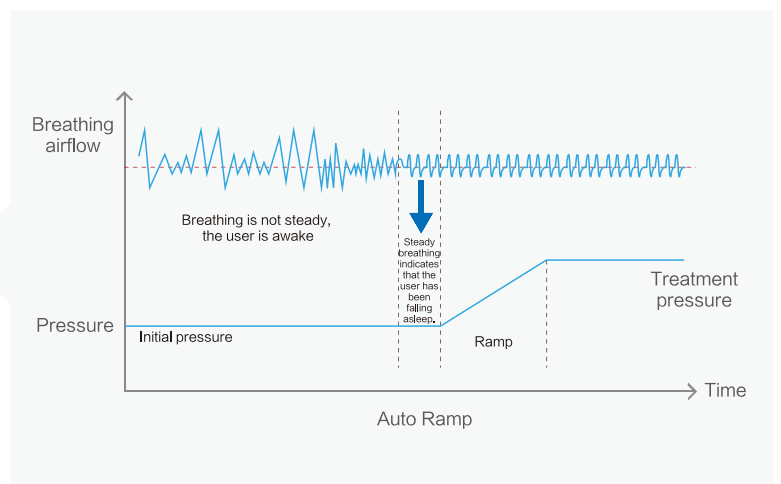
Integrated heated tubing with intelligent Auto Humidity control

Integrated heated tubing with intelligent Auto Humidity control allows G3 maximum moisture while ensuring rain out in the hose is not an issue.



Auto Ramp

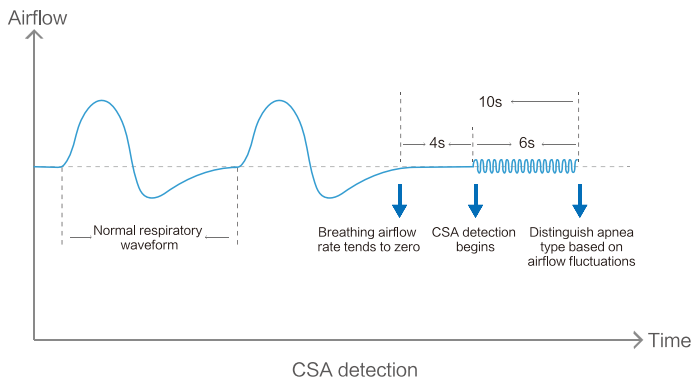
New auto ramp feature senses when the user falls asleep and will adjust ramp time appropriately.



Excellent silence performance

BMC uses multi-stage noise reduction technology to ensure noise performance under 26 dB.

Effective Performance

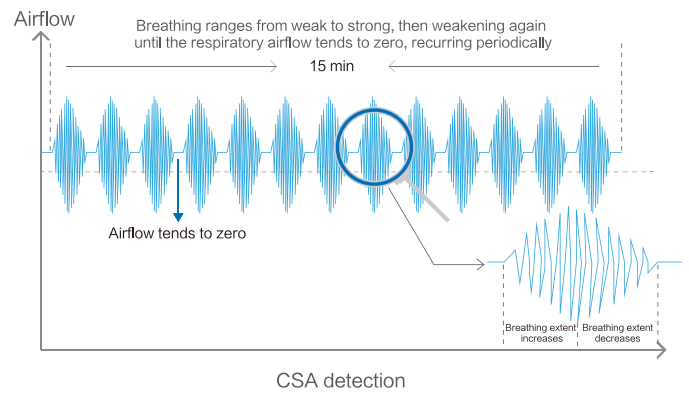


CSA detection

G3 uses oscillating wave technology to determine which type of apneas are best treated with changes in airflow and pressure.

CSR detection

Cheyne Stokes respiration detection included with a continuous monitor built in.



PM2.5 filter box

Extra sensitive users can filter finer dust and allergens with the PM2.5 filter box.

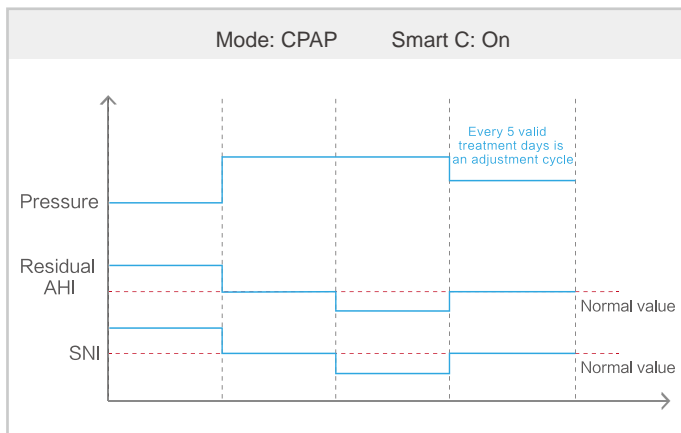
SpO₂ sensor

- Finger sleeve type
- Finger clip type



Intelligent Pressure Adjusting Technology - Smart C/A/B

G3 can automatically adjust treatment plan based on changes in patient needs. Care is closer to you with reduced costly visits.

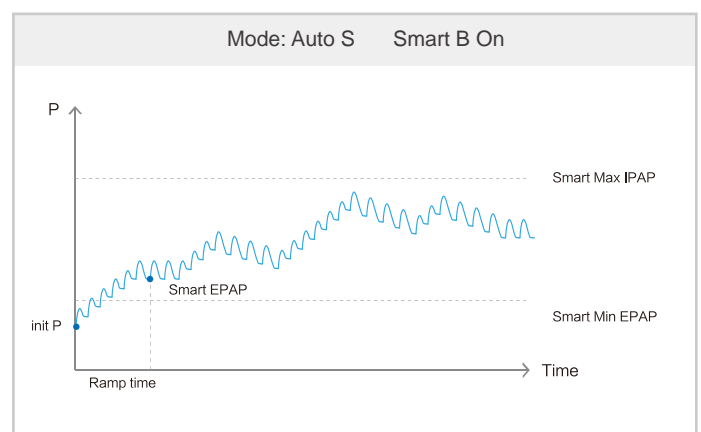
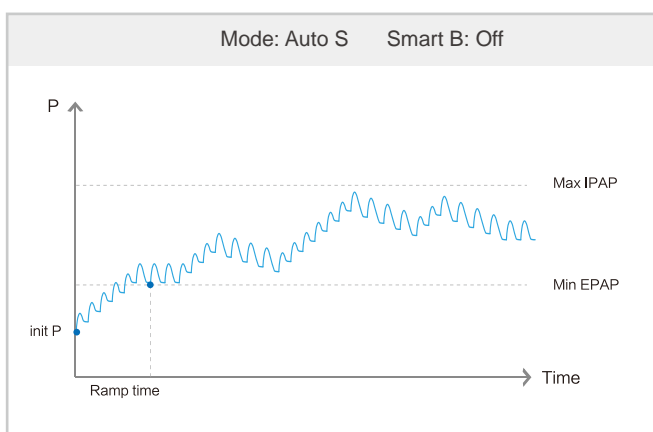
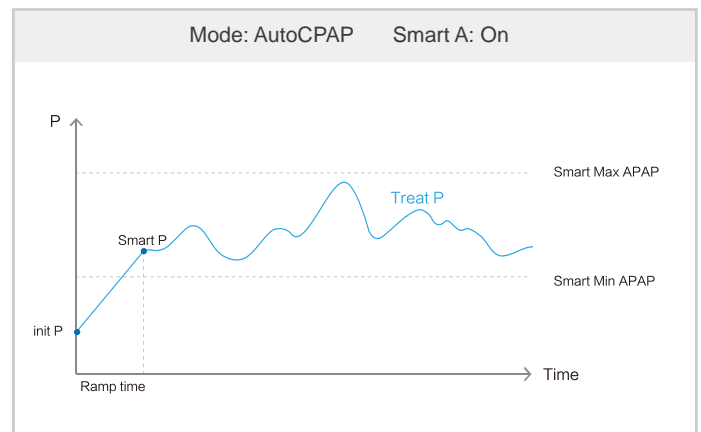
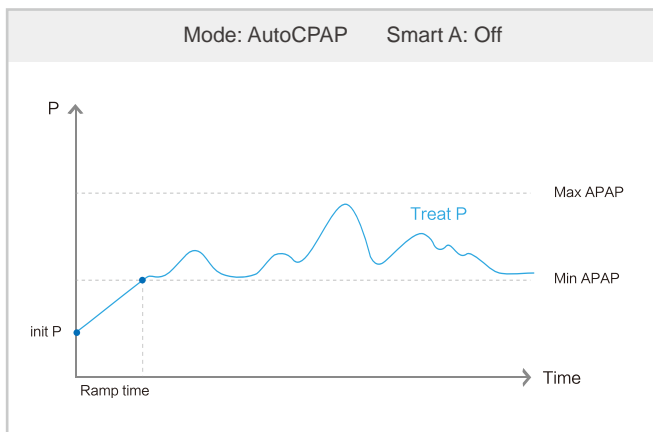


- **Smart C (CPAP mode)**

Optimizes the treatment pressure every 5 days according to AHI and SNI.

- **Smart A / B (AutoCPAP / Auto Bi-level mode)**

- Provides optimal starting pressure (Smart P / Smart EPAP) to reduce the residual events at the beginning of therapy due to insufficient pressure level.
- Optimizes Minimum and Maximum Pressure in the treatment plan based on P95 / EPAP95 and P50 / EPAP50 over a moving 5-day window.



Powerful data transfer / retrieval solution



SD Card



GPRS



Wi-Fi



iCode / iCode QR /
iCode QR+

Various way of Sleep Report review

- ◆ Quick Report through Device Screen
- ◆ BMCares App
- ◆ BMCares Cloud Platform
- ◆ iCode web version (www.bmc-icode.com)
- ◆ RESmart nPAP Data Analysis Software (PC software)
- ◆ RESmart Software web version (www.icodeconnect.com/quick/info)

Complete optional accessories

G3 adopts a series of complete accessories to meet different usage scenarios and needs:



SpO₂ Kit



GPRS / Wi-Fi Module



DC/DC Converter



Power Bank



Integrated Heated Tubing



PM2.5 Filter Box

Model Comparison

	G3 C20	G3 A20	G3 B20A	G3 B25S	G3 B25A	G3 B30SV	G3 B25VT	G3 B30VT	G3 LAB
Working mode & functions									
CPAP	•	•	•	•	•	•	•	•	•
AutoCPAP		•							•
S			•	•	•		•	•	•
AutoS			•		•				•
T							•	•	•
S/T						•	•	•	•
Target Tidal Volume							•	•	•
ASV / ASV Auto						•			•
Advanced event detection									
CSA Detection		•	•	•	•	•	•	•	•
CSR Detection						•			•
Comfort features									
Auto Ramp	•	•	•	•	•	•	•	•	•
Auto Humidifier	•	•	•	•	•	•	•	•	•
Auto Heated Tubing	•	•	•	•	•	•	•	•	•
Reslex (Expiration Pressure Release)	•	•	•	•	•	•	•	•	•
Smart C	•	•	•	•	•	•	•	•	•
Smart A		•							•
Smart B			•		•				•
Data									
SD card	•	•	•	•	•	•	•	•	•
RESmart nPAP Data Analysis Software	•	•	•	•	•	•	•	•	•
iCode	•	•	•	•	•	•	•	•	•
iCode QR	•	•	•	•	•	•	•	•	•
iCode QR+	•	•	•	•	•	•	•	•	•
BMCares App	•	•	•	•	•	•	•	•	•
iCode Web Version	•	•	•	•	•	•	•	•	•
Built-in cellular / Wi-Fi module	•	•	•	•	•	•	•	•	•
BMCares Cloud Platform	•	•	•	•	•	•	•	•	•

Prescription Guidelines

Pressure Range

Model	Work Mode	Pressure Range
G3 C20 G3 A20	CPAP, AutoCPAP	4 to 20 hPa
G3 B20A	CPAP	4 to 20 hPa
	S, AutoS	IPAP: 4 to 20 hPa EPAP: 4 to 20 hPa
G3 B25S G3 B25A G3 B25VT	CPAP	4 to 20 hPa
	S, AutoS, T, S/T	IPAP: 4 to 25 hPa EPAP: 4 to 25 hPa
G3 B30VT G3 B30SV	CPAP	4 to 20 hPa
	S, T, S/T	IPAP: 4 to 30 hPa EPAP: 4 to 25 hPa
G3 LAB	CPAP, AutoCPAP	4 to 20 hPa
	S, AutoS, T, S/T	IPAP: 4 to 30 hPa EPAP: 4 to 25 hPa

Ramp Time

0 to 60 minutes

Reslex (Expiration Pressure Release)

Off, Level 1 - 3

Target Vt (for G3 B25VT, G3 B30VT and G3 LAB only)

Off, 150 - 1500 mL

Rise Time (for BPAP only)

Level 1 - 4

I Sens. (Inspiration Trigger, for BPAP only)

Level 1 - 8

E Sens. (Expiration Trigger, for BPAP only)

Level 1 - 8

Respiration Rate (for BPAP only)

3 - 40 bpm

Inspiration Time (for BPAP only)

0.3 - 3.0 s

Specifications

Device Size

Dimensions (L x W x H): 265 mm x 145 mm x 114 mm

Weight: 1.7 kg

Heated Humidifier

Humidifier Settings: Off, 1 to 5, Auto (95°F to 154.4°F / 35°C to 68°C)

Humidifier Output: No less than 15 mg H₂O/L

Environmental Conditions: Maximum airflow, 35°C, 15% relative humidity

Maximum Operating Pressure: 40 hPa

Pressure Drop with Humidifier: < 0.4 hPa at 60 LPM flow

Maximum Delivered Gas Temperature: ≤ 43°C

Water capacity: To maximum fill line 360 mL

Data Transfer

Cellular Module, Wi-Fi

Data Storage

On board: Summary data, all the time; Detailed airflow data, 1 day.

SD card: Summary data, all the time; Detailed airflow data, 546 hours.

Electrical Requirements

100 - 240 V AC, 50/60 Hz, 2.5 A Max

100 - 240 V AC, 50/60 Hz, 2 A Max

Static Pressure Stability

±0.5 hPa

Sound Pressure Level

< 26 dB, when the device is working at the pressure of 10 hPa.

Sound Power Level

< 34 dB, when the device is working at the pressure of 10 hPa.

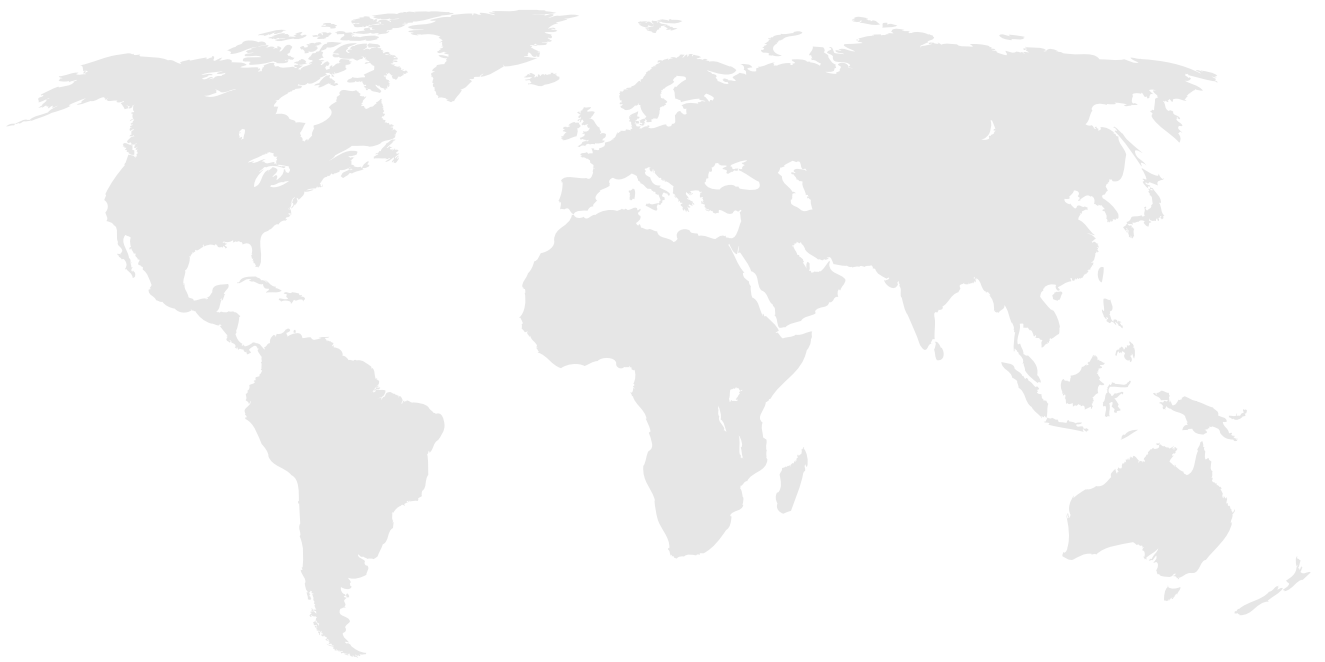
Air Tubing

Type	Length	Inner diameter
15 mm standard tubing	6 ft. (1.83m)	15 mm
22 mm standard tubing	6 ft. (1.83m)	19 mm
22 mm heated tubing	6 ft. (1.83m)	19 mm

PM2.5 Filter

Efficiency: > 95% for 2.5 micron dust

Specifications are subject to change without notice.



BMC Medical Co., Ltd.

Room 901, Building 1, No.28 Pingguoyuan Road,
Shijingshan, Beijing 100041, China Tel: +86-10-5166 3880

Fax: +86-10-5166 3880 ext. 810

en.bmc-medical.com