

ECO  
FRIENDLY

# LAVARIO®

PORTABLE CLOTHES WASHER

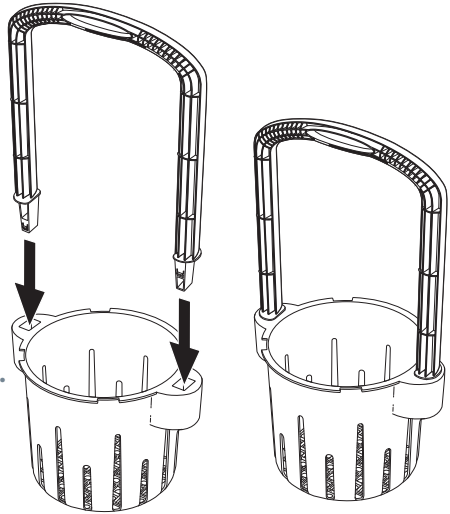


USER MANUAL

# INSTRUCTIONS & WARNINGS

## ATTACH HANDLE TO BASKET:


- Carefully insert handle ends into basket openings.
- Press down gently to connect.
- You will hear clicks on both sides.
- Important: after attachment, do not remove handle from basket. Handle will be damaged if you attempt to remove.



## GENERAL INSTRUCTIONS & WARNINGS:

- We recommend cool to lukewarm water (50°F to 75°F) and eco-friendly detergent formulated for cold water.
- Most household water systems are set for approx 120°F. Do not use very hot water, 110°F – 125°F. Max water temperature should be 100°F – 105°F which is equivalent to a typical hot shower.
- Be extremely cautious when using bleach. Always wear eye protection. Do not allow children in your vicinity. Cycle up and down gently to prevent splattering.
- Always attach drain cap before filling.
- Never leave a flowing hose unattended.
- Fill clothing basket loosely. Do not press down to compact clothing. This will reduce cleaning power.
- When cycling basket up and down, use gentle to moderate force only. Do not cycle aggressively or forcefully. Gentle to moderate force is all that is necessary to clean efficiently.
- Do not lift and move Lavario while bucket is filled with water. This may cause strain or injury.

# HOW TO WASH & RINSE



- Place bucket in bathtub, shower or anywhere that you can easily drain water.
- Fill bucket two-thirds with water & detergent.
- Place clothes in basket and attach lid. Place basket in bucket.
- Cycle up & down approximately 10x's.
- Soak for approximately 5 minutes.
- Cycle up & down another 10x's.
- Remove cap to drain soapy water.
- Re-attach cap, fill bucket two-thirds with water to rinse.
- Cycle up & down approximately 10x's.
- Remove cap to drain.
- Remove basket, open lid and place clothes in bottom of bucket.
- Push down on clothes with basket to wring.
- Hang to dry.

## NOTES:

- You may soak clothes longer than 5 minutes to loosen stubborn dirt.
- The easiest way to fill with water is to use a hand held shower wand, however you may also use a bucket.
- You may attach a garden hose to the drain fitting if you wish to drain outside or away from where you are washing.

# DIRECTIONS FOR RETENTION PIN



- Lavario was designed to work well in both cold and hot water.
- However, in some cases when water temperature is very hot and cycling up & down is very vigorous, the lid may slowly wiggle off.
- We have provided a retention pin (A) to prevent this.
- If you use the pin, be sure to align the hole on the lid (B) with the hole on the basket (C).
- After the lid is attached to the basket, simply insert the pin through both holes (B & C).
- You may store the pin in the hole on the lid handle (A).

# SPECIFICATIONS



- Typical load uses 10 gallons of water: 5 to wash & 5 to rinse
- Ultra-light, compact & virtually unbreakable plastic
- 100% guaranteed
- Dimensions: 31" H x 19" W (fully assembled)
- Weight: 10lbs

# PATENTED TECHNOLOGY

Our patented up and down motion easily drives water through fabric for an amazing clean!



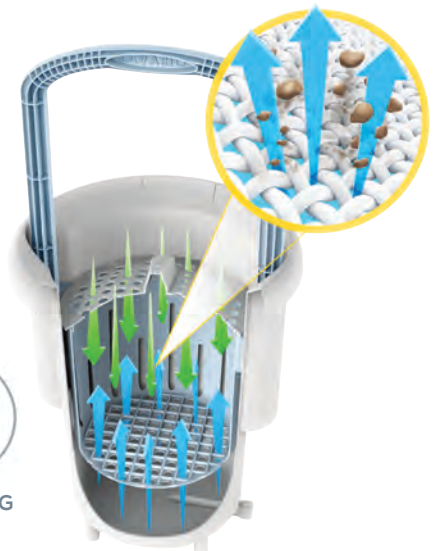
TOUGH  
DESIGN



EASY UP &  
DOWN MOTION



AMAZING  
CLEAN



# FAQ'S

## **What are Lavario's dimensions and weight?**

Lavario is 19" wide x 31" tall (including the handle), and weighs under 10 lbs.

## **What's a typical load?**

A typical load might consist of a pair of jeans, shirt, t-shirt, underwear and socks.

## **How much water is required?**

We suggest 10 gallons (5 to wash + 5 to rinse), but you may certainly use less for smaller loads and to conserve water.

## **Can I stuff the basket full of clothes?**

Fill the basket loosely so that the water flows freely through the clothes.

## **Does it take a lot of arm strength to cycle up and down?**

Not at all... Only minimal arm strength is needed because gravity does the work on the down-stroke and buoyancy makes the up-stroke easy.

## **May I use any detergent?**

Yes, you may use any detergent you like.

## **May I use bleach?**

Yes, but we highly recommend wearing eye protection and old clothing/shoes in case of splashing.

## **How do I wring the clothes?**

The bottom of the basket was designed to help remove excess water. Just remove your clothing from the basket and place them in the bottom of the bucket. Use the basket to push down on your clothes and gently wring. Depending on the item you're washing, you may need to hand-wring to shorten drying time.

## **Can I wash clothes outside?**

Absolutely! You may consider purchasing our RV Kit to wash clothes outdoors.

## **How much is shipping?**

Shipping is free. Currently Lavario is only available to ship within the lower 48 states. If you live in Alaska, Hawaii, Puerto Rico or outside the USA, please contact us for purchase options.

## **What is your return policy?**

If you are unhappy with Lavario you may return it within 30 days of purchase to: Lavario Washer Corp., c/o Returns Dept., 181 S Broad St, Unit 102, Pawcatuck, CT 06379. Please know return shipping costs are your responsibility.

# THANK YOU!

Our company is proud to have partnered with [water.org](http://water.org) and dedicated to conservation efforts of Earth's resources.



## CONTACT US

[lavariowasher.com](http://lavariowasher.com) • TEL: 860-599-1300

EMAIL: [info@lavariowasher.com](mailto:info@lavariowasher.com)

**LAVARIO WASHER CORP**

181 S BROAD ST • UNIT 102 • PAWCATUCK, CT 06379 USA

#lavariowasher



[lavariowasher.com](http://lavariowasher.com)

 MADE IN THE USA